



US00D424996S

United States Patent [19]

[11] Patent Number: Des. 424,996

McShay, Jr.

[45] Date of Patent: ** May 16, 2000

[54] COMBINED STEERING WHEEL AND GEAR SHIFT TURN SIGNAL SWITCHES

[57] CLAIM

[76] Inventor: **George W McShay, Jr.**, 3350 Mount
Gilead Rd. SW. #42, Atlanta, Ga. 30311

The ornamental design for a combined steering wheel and gear shift turn signal switches, as shown and described.

[**] Term: **14 Years**

DESCRIPTION

[21] Appl. No.: **29/112,081**

FIG. 1 is a front elevational view of the combined steering wheel and gear shift turn signal switches of the present invention;

[22] Filed: **Oct. 8, 1999**

FIG. 2 is a rear elevational view of the combined steering wheel and gear shift turn signal switches of FIG. 1;

[51] **LOC (7) Cl.** **12-16**

[52] **U.S. Cl.** **D12/176**

FIG. 3 is a left side elevational view of the combined steering wheel and gear shift turn signal switches of FIG. 1;

[58] **Field of Search** D12/175, 176;
434/69; 74/552, 608

FIG. 4 is a right side elevational view of the combined steering wheel and gear shift turn signal switches of FIG. 1;

[56] References Cited

U.S. PATENT DOCUMENTS

| | | | | |
|------------|--------|--------------|-------|---------|
| D. 355,879 | 2/1995 | Winblad | | D12/176 |
| D. 394,092 | 5/1998 | Hato | | D12/176 |
| D. 406,805 | 3/1999 | Sacco et al. | | D12/176 |
| D. 408,770 | 4/1999 | Colquitt | | D12/176 |

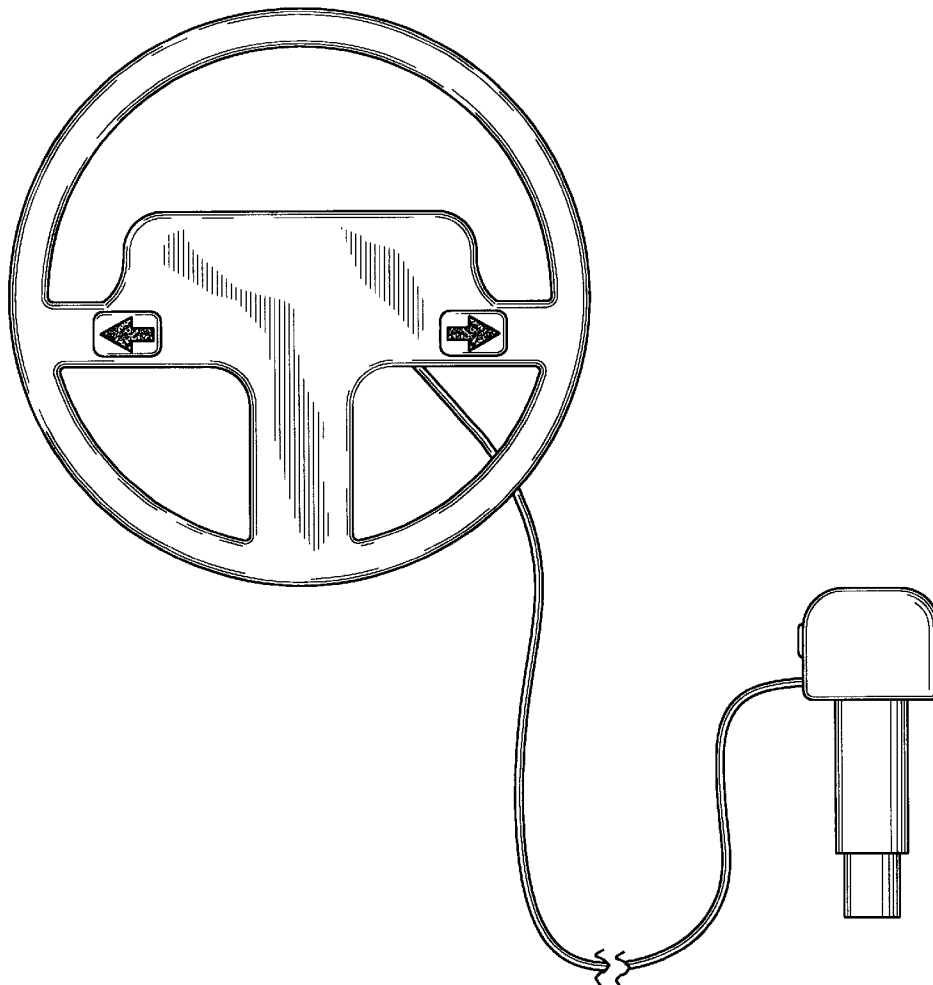
FIG. 5 is a top plan view of the combined steering wheel and gear shift turn signal switches of FIG. 1; and,

FIG. 6 is a bottom plan view of the combined steering wheel and gear shift turn signal switches of FIG. 1.

The chord in FIGS. 1 through 6 is shown broken away to indicate indeterminate length.

Primary Examiner—Melody N. Brown

1 Claim, 3 Drawing Sheets



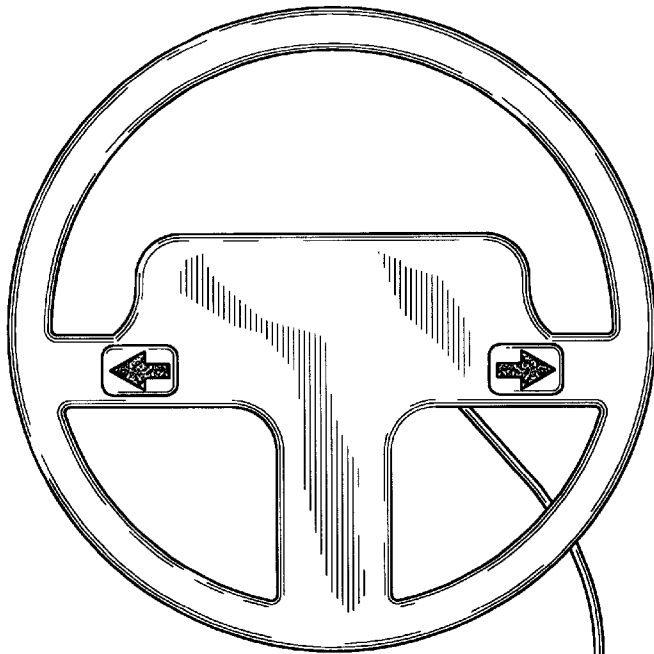


FIG. 1

FIG. 6

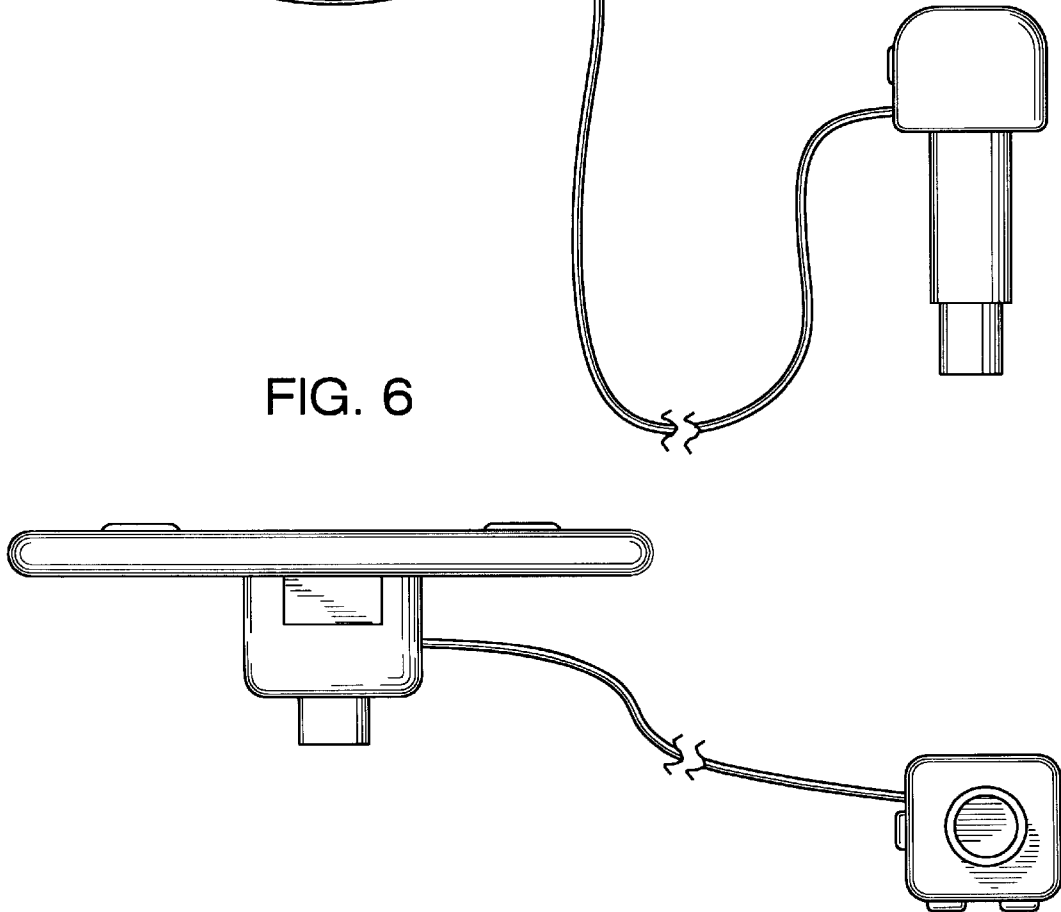


FIG. 5

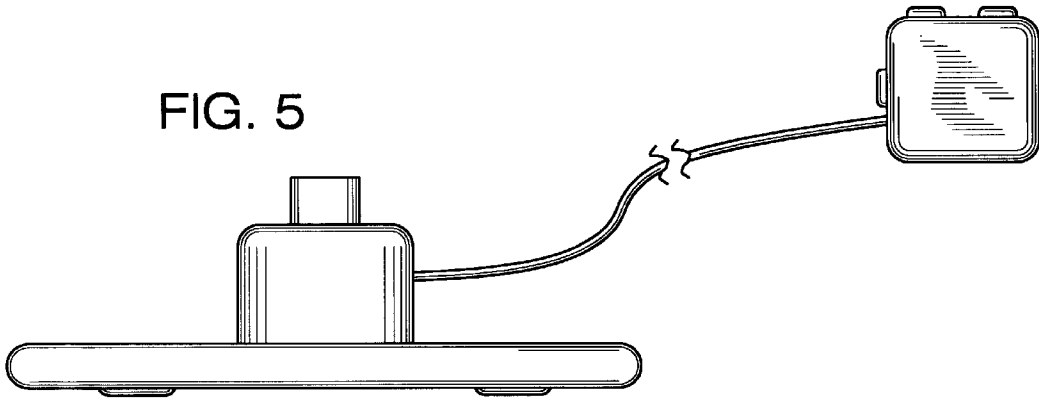


FIG. 2

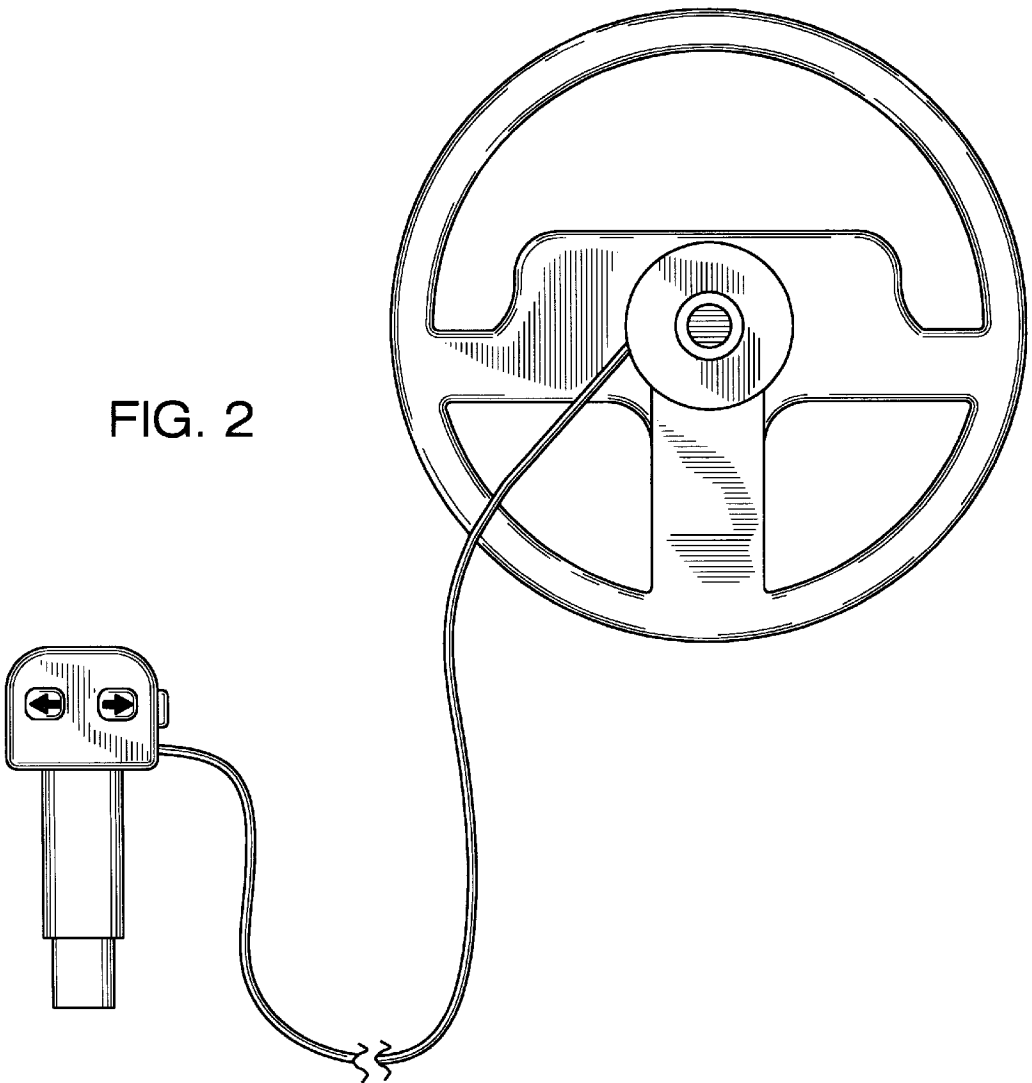


FIG. 3

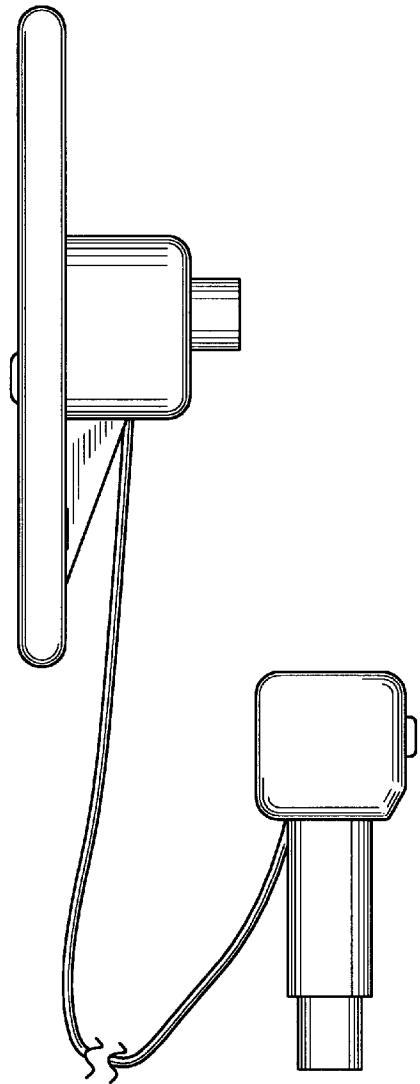
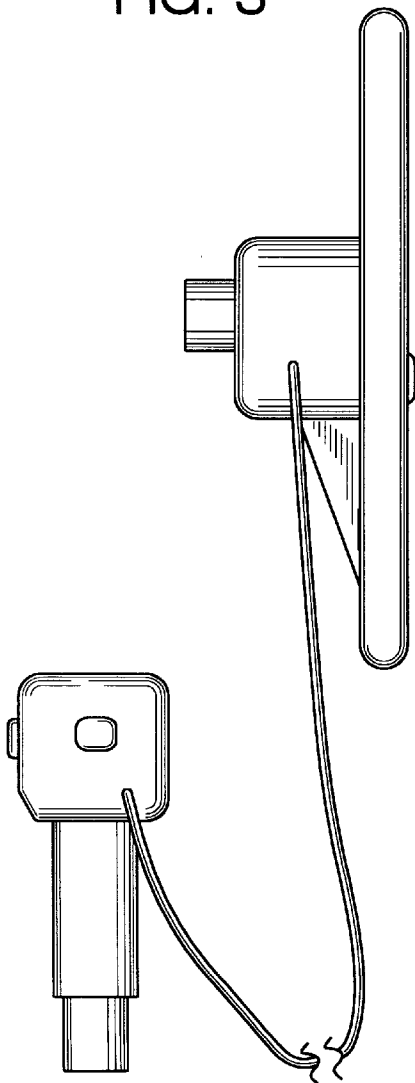


FIG. 4