

(19) World Intellectual Property Organization
International Bureau



(43) International Publication Date
26 May 2011 (26.05.2011)

PCT

(10) International Publication Number
WO 2011/062748 A1

(51) International Patent Classification:

C12N 15/82 (2006.01) A01H 5/00 (2006.01)
A01H 5/10 (2006.01) C07K 14/415 (2006.01)

(21) International Application Number:

PCT/US2010/054942

(22) International Filing Date:

1 November 2010 (01.11.2010)

(25) Filing Language:

English

(26) Publication Language:

English

(30) Priority Data:

61/263,660 23 November 2009 (23.11.2009) US

(71) Applicant (for all designated States except US): **E.I. DU PONT DE NEMOURS AND COMPANY** [US/US]; 1007 Market Street, Wilmington, DE 19898 (US).

(72) Inventors; and

(75) Inventors/Applicants (for US only): **ALLEN, Stephen, M.** [US/US]; 2225 Rosewood Drive, Wilmington, DE 19810 (US). **DAMUDE, Howard, Glenn** [US/US]; 4 Kenwick Road, Hockessin, DE 19707 (US). **EVERARD, John, D.** [GB/US]; 1413 Athens Road, Wilmington, DE 19803 (US). **MEYER, Knut** [DE/US]; 214 South Road Lindamere, Wilmington, DE 19809 (US). **YOO, Byung-Chun** [KR/US]; 26 Harris Circle, Newark, DE 19711 (US).

(74) Agents: **WILLIAMSON, Kelly J.** et al.; Alton & Bird LLP, Bank of America Plaza, 101 South Tryon Street, Suite 4000, Charlotte, NC 28280-4000 (US).

(81) Designated States (unless otherwise indicated, for every

kind of national protection available): AE, AG, AL, AM, AO, AT, AU, AZ, BA, BB, BG, BH, BR, BW, BY, BZ, CA, CH, CL, CN, CO, CR, CU, CZ, DE, DK, DM, DO, DZ, EC, EE, EG, ES, FI, GB, GD, GE, GH, GM, GT, HN, HR, HU, ID, IL, IN, IS, JP, KE, KG, KM, KN, KP, KR, KZ, LA, LC, LK, LR, LS, LT, LU, LY, MA, MD, ME, MG, MK, MN, MW, MX, MY, MZ, NA, NG, NI, NO, NZ, OM, PE, PG, PH, PL, PT, RO, RS, RU, SC, SD, SE, SG, SK, SL, SM, ST, SV, SY, TH, TJ, TM, TN, TR, TT, TZ, UA, UG, US, UZ, VC, VN, ZA, ZM, ZW.

(84) Designated States (unless otherwise indicated, for every

kind of regional protection available): ARIPO (BW, GH, GM, KE, LR, LS, MW, MZ, NA, SD, SL, SZ, TZ, UG, ZM, ZW), Eurasian (AM, AZ, BY, KG, KZ, MD, RU, TJ, TM), European (AL, AT, BE, BG, CH, CY, CZ, DE, DK, EE, ES, FI, FR, GB, GR, HR, HU, IE, IS, IT, LT, LU, LV, MC, MK, MT, NL, NO, PL, PT, RO, RS, SE, SI, SK, SM, TR), OAPI (BF, BJ, CF, CG, CI, CM, GA, GN, GQ, GW, ML, MR, NE, SN, TD, TG).

Declarations under Rule 4.17:

— as to applicant's entitlement to apply for and be granted a patent (Rule 4.17(ii))

Published:

- with international search report (Art. 21(3))
- before the expiration of the time limit for amending the claims and to be republished in the event of receipt of amendments (Rule 48.2(h))
- with sequence listing part of description (Rule 5.2(a))

(54) Title: SUCROSE TRANSPORTER GENES FOR INCREASING PLANT SEED LIPIDS

(57) Abstract: This invention relates to polynucleotide sequences encoding SUT2 or SUT4 sucrose transporter genes. Methods for increasing seed oil content and evaluating increased oil content in a plant seed are described. The compositions and methods disclosed herein employ a variety of sequences that encode sucrose transporters and a variety of sequences that influence fatty acid accumulation, including for example, DGAT, Lecl and ODPI transcription factor. In specific embodiments, overexpression of SUT2 and/or SUT4 sucrose transporters in combination with DGAT genes further increase plant seed oil production compared to a high oil plant comprising recombinant DNA constructs that do not overexpress SUT2 or SUT4 transporters.



WO 2011/062748 A1

SUCROSE TRANSPORTER GENES FOR INCREASING PLANT SEED LIPIDS

5 FIELD OF THE INVENTION

This invention is in the field of biotechnology; in particular, this pertains to polynucleotide sequences encoding SUT2 or SUT4 sucrose transporters and the use of these disaccharide transporters for increased seed lipid production in plants.

10 REFERENCE TO A SEQUENCE LISTING SUBMITTED AS A TEXT FILE VIA EFS-WEB

The official copy of the sequence listing is submitted concurrently with the specification as a text file via EFS-Web, in compliance with the American Standard Code for Information Interchange (ASCII), with a file name of 395811SEQLIST.txt, a
15 creation date of October 31, 2010 and a size of 976 Kb. The sequence listing filed via EFS-Web is part of the specification and is hereby incorporated in its entirety by reference herein

BACKGROUND OF THE INVENTION

20 Plant lipids have a variety of industrial and nutritional uses and are central to plant membrane function and climatic adaptation. The primary storage reserve of lipids in eukaryotic cells is in the form of triacylglycerols (TAGs).

TAG is the primary component of vegetable oil in plants and is used by the seed as a stored form of energy to be used during seed germination. The quality and content
25 of plant oil can be altered by various methods by impinging on the enzymes involved directly or indirectly in TAG biosynthesis.

Most free fatty acids become esterified to coenzyme A (CoA) to yield acyl-CoAs. These molecules are then substrates for glycerolipid synthesis in the endoplasmic reticulum of the cell where phosphatidic acid and diacylglycerol (DAG)
30 are produced. Either of these metabolic intermediates may be directed to membrane phospholipids (*e.g.*, phosphatidylglycerol, phosphatidylethanolamine, phosphatidylcholine) or DAG may be directed to form triacylglycerols (TAGs), the primary storage reserve of lipids in eukaryotic cells.

Sucrose is the major product of photosynthesis in higher plants and is

transported from source to sink tissues through the phloem. It is also the major storage form of soluble carbon in sink tissues, and therefore also serves as a long-term energy source. Sucrose transporters (SUTs) play a major role in the photoassimilate accumulation in the sink tissues. The SUTs have been categorized into three major subfamilies: Type I (SUT1), Type II (SUT2) and Type III (SUT4). (Kuhn, *Plant biol* 5 215-232; Lim *et al.*, *Physiologia Plantarum* (2006) 16: 572-584). Others have characterized sucrose transporters as high affinity/low capacity, low affinity/high capacity, and medium affinity/high capacity transporters.

Altering the expression level of sucrose transporters can be expected to have effects on the accumulation of photosynthetic assimilates in the sink tissues. Overexpression of a heterologous sucrose transporter has been shown to increase sugar content in sink tissues such as potato tubers, but does not lead to change in starch content or tuber morphology (Leggewie *et al. Planta* (2003) 217: 158-167). Tissue specific overexpression of heterologous sucrose transporters in storage parenchyma cells of pea cotyledons also increases sucrose influx into these cells, and increases the growth rates of pea cotyledons but does not lead to an increase in dry weight of fully developed cotyledons (Rosche *et al.*, *Plant Journal* (2002), 30(2): 165-175).

SUMMARY OF THE INVENTION

Methods and compositions are provided which modulate sucrose transport in a plant, plant cell or seed. Compositions are provided which comprise plants, plant cells and plant seeds having an increased oil content. Such compositions employ at least a first and a second polynucleotide. The first polynucleotide when expressed results in increased oil in said plant and the second polynucleotide encodes a sucrose transporter polypeptide. Various methods of use of such plants, plant cells and seeds are provided.

Further provided are methods which further increase oil content in a high oil plant seed, as well as, methods of evaluating oil content in a plant seed.

Additional compositions include polynucleotides and polypeptides encoding sucrose transporters and active variants and fragments thereof. Plants, plant cells, and seeds comprising these sucrose transporters are further provided, as well as, various methods of use.

BRIEF DESCRIPTION OF THE DRAWINGS AND SEQUENCE LISTINGS

The invention can be more fully understood from the following detailed description and the accompanying drawings and Sequence Listing which form a part of this application. The Sequence Listing contains the one letter code for nucleotide
5 sequence characters and the three letter codes for amino acids as defined in conformity with the IUPAC-IUBMB standards described in Nucleic Acids Research 13:3021-3030 (1985) and in the Biochemical Journal 219 (No. 2): 345-373 (1984), which are herein incorporated by reference in their entirety. The symbols and format used for nucleotide and amino acid sequence data comply with the rules set forth in 37 C.F.R. § 1.822.

10 Figure 1 shows sucrose levels recovered from yeast cells after various times in culture for AtSUT2. Incubation time is shown on the x axis as hours (h) and μg sucrose/mg dry cell mass is shown on the y axis.

Figure 2 shows sucrose levels recovered from yeast cells after various times in culture for AtSUT4 and AtSUT4HIS. Incubation time is shown on the x axis as hours
15 (h) and μg sucrose/mg dry cell mass is shown on the y axis.

Figure 3 shows sucrose levels recovered from yeast cells after various times in culture for AtSUC2 and AtSUC2HIS. Incubation time is shown on the x axis as hours (h) and μg sucrose/mg dry cell mass is shown on the y axis.

Figure 4A-G presents an alignment of the amino acid sequences set forth in
20 SEQ ID NOs: 4, 34, 36, 41-50, 52, and 150 of the SUT2 subfamily.

Figure 5A-F presents an alignment of the amino acid sequences set forth in SEQ ID NOs: 53-69 of the SUT2 subfamily.

Figure 6A-F presents an alignment of the amino acid sequences set forth in SEQ ID NOs: 6, 38, 40, 70-83, and 85 of the SUT4 subfamily.

25 Figure 7 is a chart of the percent sequence identity and the divergence values for each pair of amino acids sequences presented in figure 4A-G.

Figure 8 is a chart of the percent sequence identity and the divergence values for each pair of amino acids sequences presented in figure 5A-F.

30 Figure 9 is a chart of the percent sequence identity and the divergence values for each pair of amino acids sequences presented in figure 6A-F.

Figure 10 presents phylogenetic analysis of the SUT1, SUT2, and SUT4 *Arabidopsis thaliana* genes and their homologs shown in Table 2 and Table 3. Black circles represent members of the SUT4 family, black squares represent members of the SUT1 family, and black triangles represent members of the SUT2 family.

Figure 11A-C presents an enlargement of the phylogenetic tree presented in figure 10. Dotted lines represent divisions between the SUT4 and SUT1 families and also between the SUT1 and SUT2 families.

Figure 12 presents oil increase by sucrose transporters co-expressed with
5 YLDGAT1.

The sequence descriptions (Table 1) and Sequence Listing attached hereto comply with the rules governing nucleotide and/or amino acid sequence disclosures in patent applications as set forth in 37 C.F.R. §1.821-1.825. The Sequence Listing contains the one letter code for nucleotide sequence characters and the three letter
10 codes for amino acids as defined in conformity with the IUPAC-IUBMB standards described in *Nucleic Acids Res.* 13:3021-3030 (1985) and in the *Biochemical J.* 219 (2):345-373 (1984) which are herein incorporated by reference. The symbols and format used for nucleotide and amino acid sequence data comply with the rules set forth in 37 C.F.R. §1.822.

15

TABLE 1

SEQ ID NO:	Identifier	Species	Sequence Type
1	AtSUC2 (At1G22710)	<i>Arabidopsis thaliana</i>	DNA
2	AtSUC2(At1G22710)	<i>Arabidopsis thaliana</i>	PRT
3	AtSUT2 (At2G02860)	<i>Arabidopsis thaliana</i>	DNA
4	AtSUT2(At2G02860)	<i>Arabidopsis thaliana</i>	PRT
5	AtSUT4 (At1G09960)	<i>Arabidopsis thaliana</i>	DNA
6	AtSUT4(At1G09960)	<i>Arabidopsis thaliana</i>	PRT
7	YOL237 (AtSUC2 primer)	Artificial sequence	DNA
8	YOL132 (AtSUC2 primer)	Artificial sequence	DNA
9	YOL174 (AtSUT2 primer)	Artificial sequence	DNA
10	YOL175 (AtSUT2 primer)	Artificial sequence	DNA
11	YOL172 AtSUT4 primer	Artificial sequence	DNA

12	YOL173 AtSUT4 primer	Artificial sequence	DNA
13	AtSUC2-pCRR2.1	Artificial sequence	DNA
14	AtSUT2-pCR2.1	Artificial sequence	DNA
15	AtSUT4-pCRR2.1	Artificial sequence	DNA
16	AtSUC2HIS	Artificial sequence	DNA
17	AtSUT2HIS	Artificial sequence	DNA
18	AtSUT4HIS	Artificial sequence	DNA
19	YOL412 (AtSUC2 primer)	Artificial sequence	DNA
20	YOL413 (AtSUC2 primer)	Artificial sequence	DNA
21	YOL416 (ATSUT2 primer)	Artificial sequence	DNA
22	YOL417 (AtSUT2 primer)	Artificial sequence	DNA
23	YOL414 (AtSUT4 primer)	Artificial sequence	DNA
24	YOL415 (AtSUT4 primer)	Artificial sequence	DNA
25	RTW155 (AtSUC2HIS6)	Artificial sequence	DNA
26	RTW156 (AtSUT4HIS6)	Artificial sequence	DNA
27	RTW157 (AtSUT2HIS6)	Artificial sequence	DNA
28	RTW247 (yeast AtSUC2HIS)	Artificial sequence	DNA
29	RTW248 (yeast AtSUT4HIS)	Artificial sequence	DNA
30	RTW249 (yeast AtSUT2HIS)	Artificial sequence	DNA
31	RTW250 (yeast AtSUC2)	Artificial sequence	DNA
32	RTW251 (yeast AtSUT4)	Artificial sequence	DNA
33	Glyma08g40980 (SUT2)	<i>Glycine max</i>	DNA
34	Glyma08g40980 (SUT2)	<i>Glycine max</i>	PRT

35	Glyma18g15950 (SUT2)	<i>Glycine max</i>	DNA
36	Glyma18g15950 (SUT2)	<i>Glycine max</i>	PRT
37	Glyma02g38300 (SUT4)	<i>Glycine max</i>	DNA
38	Glyma02g38300 (SUT4)	<i>Glycine max</i>	PRT
39	Glyma04g09460 (SUT4)	<i>Glycine max</i>	DNA
40	Glyma04g09460 (SUT4)	<i>Glycine max</i>	PRT
41	CsSUT2 (NCBI GI NO.21063927)	<i>Citrus sinensis</i>	PRT
42	EuSUT2 (NCBI GI NO. 61657989)	<i>Eucommia ulmoides</i>	PRT
43	StSUT2 (NCBI GI NO. 31096339)	<i>Solanum tuberosum</i>	PRT
44	LeSUT2 (NCBI GI NO. 10119908)	<i>Lycopersicon esculentum</i>	PRT
45	LOC_Os02g58080_SUC3	<i>Oryza sativa</i>	PRT
46	cfp5n.pk008.k9_fis	<i>Zea mays</i>	PRT
47	Sb04g038030.1	<i>Sorghum bicolor</i>	PRT
48	PmSUT2 (NCBI GI NO. 31455370)	<i>Plantago major</i>	PRT
49	MeSUT2 (NCBI GI NO. 74476789)	<i>Manihot esculenta</i>	PRT
50	HbSUT2 (NCBI GI NO. 116008244)	<i>Hevea brasiliensis</i>	PRT
51	Pn_Node_9230	<i>Paspalum notatum</i>	DNA
52	Pn_Node_9230	<i>Paspalum notatum</i>	PRT
53	ZmSUT1 (NCBI GI NO. 162463612)	<i>Zea mays</i>	PRT
54	Sb01g045720.1	<i>Sorghum bicolor</i>	PRT
55	cepe7.pk0015.d10	<i>Zea mays</i>	PRT
56	TaSUT1A (NCBI GI NO. 20152871)	<i>Triticum aestivum</i>	PRT
57	TaSUT1b (NCBI GI NO. 20152873)	<i>Triticum aestivum</i>	PRT

58	TaSUT1D (NCBI GI NO. 19548165)	<i>Triticum aestivum</i>	PRT
59	HvSUT1 (NCBI GI NO. 71890897)	<i>Hordeum vulgare</i>	PRT
60	LOC_Os03g07480	<i>Oryza sativa</i>	PRT
61	LOC_Os10g26470_SUC1	<i>Oryza sativa</i>	PRT
62	Sb01g022430.1	<i>Sorghum bicolor</i>	PRT
63	cfp1n.pk007.b22_fis	<i>Zea mays</i>	PRT
64	LOC_Os02g36700_BoSUT1	<i>Oryza sativa</i>	PRT
65	Sb04g023860.1	<i>Sorghum bicolor</i>	PRT
66	Sb07g028120.1	<i>Sorghum bicolor</i>	PRT
67	BoSUT1_NCBI GI NO. 66269698	<i>Bambusa oldhamii</i>	PRT
68	cfp1n.pk065.p4_fis	<i>Zea mays</i>	PRT
69	cfp3n.pk071.b8_fis	<i>Zea mays</i>	PRT
70	PsSUF4 (NCBI GI NO. 78192243)	<i>Pisum sativum</i>	PRT
71	HbSUT5 (NCBI GI NO. 118132673)	<i>Hevea brasiliensis</i>	PRT
72	HbSUT4 (NCBI GI NO. 118132677)	<i>Hevea brasiliensis</i>	PRT
73	MeSUT4 (NCBI GI NO. 74476785)	<i>Manihot esculenta</i>	PRT
74	VvSUC11 (NCBI GI NO. 6434829)	<i>Vitis vinifera</i>	PRT
75	StSUT4 (NCBI GI NO. 160425326)	<i>Solanum tuberosum</i>	PRT
76	DcSUT1a (NCBI GI NO. 2969887)	<i>Daucus carota</i>	PRT
77	ZmSUT4 (NCBI GI NO. 47571319)	<i>Zea mays</i>	PRT
78	Sb08g023310.1	<i>Sorghum bicolor</i>	PRT
79	LOC_Os12g44380_SUC4_or SUC2	<i>Oryza sativa</i>	PRT
80	HvSUT2 (NCBI GI NO. 7024413)	<i>Hordeum vulgare</i>	PRT

81	MdSUT4 (NCBI GI NO. 38327323)	<i>Malus x domestica</i>	PRT
82	DgSUT4 (NCBI GI NO. 49609488)	<i>Datisca glomerata</i>	PRT
83	LjSUT4 (NCBI GI NO. 28172870)	<i>Lotus japonicus</i>	PRT
84	Pn_Node_3980	<i>Paspalum notatum</i>	DNA
85	Pn_Node_3980	<i>Paspalum notatum</i>	PRT
86	ATSUC8 (At2G14670; NCBI GI NO. 15225986)	<i>Arabidopsis thaliana</i>	PRT
87	ATSUC7 (At1G66570; NCBI GI NO. 115646796)	<i>Arabidopsis thaliana</i>	PRT
88	AtSUC6 (At5G43610; NCBI GI NO. 15239921)	<i>Arabidopsis thaliana</i>	PRT
89	AtSUC9 (At5G06170; NCBI GI NO. 15239949)	<i>Arabidopsis thaliana</i>	PRT
90	AtSUC1 (At1G71880; NCBI GI NO. 56550707)	<i>Arabidopsis thaliana</i>	PRT
91	AtSUC5 (At1G71890; NCBI GI NO. 15217602) custom5.pk301.c9	<i>Arabidopsis thaliana</i>	PRT
92	Glyma02g08250.1	<i>Glycine max</i>	PRT
93	Glyma16g27320.1	<i>Glycine max</i>	PRT
94	PvSUT1 (NCBI GI NO. 78192247)	<i>Phaseolus vulgaris</i>	PRT
95	sfl1.pk0001.g1_Glyma16g27340_&_27330	<i>Glycine max</i>	PRT
96	PvSUT3 (NCBI GI NO. 78192251)	<i>Phaseolus vulgaris</i>	PRT
97	Glyma02g08260.1	<i>Glycine max</i>	PRT
98	sls2c.pk003.p4_Glyma16g27350.1	<i>Glycine max</i>	PRT
99	PvSUF1 (NCBI GI NO.125625363)	<i>Phaseolus vulgaris</i>	PRT
100	SUF1_Ps (NCBI GI NO. 78192245)	<i>Pisum sativum</i>	PRT
101	Glyma10g36200.1	<i>Glycine max</i>	PRT
102	PsSUT1 (NCBI GI NO. 5230818)	<i>Pisum sativum</i>	PRT
103	VfSut1 (NCBI GI NO. 1935019)	<i>Vicia faba</i>	PRT

104	HbSUT1 (NCBI GI NO. 116008246)	<i>Hevea brasiliensis</i>	PRT
105	HbSUT6 (NCBI GI NO. 167859950)	<i>Hevea brasiliensis</i>	PRT
106	HbSUT3 (NCBI GI NO. 118132675)	<i>Hevea brasiliensis</i>	PRT
107	RcScr1 (NCBI GI NO. 468562)	<i>Ricinus communis</i>	PRT
108	PtSUT1 (NCBI GI NO. 77153413)	<i>Populus tremula x Populus tremuloides</i>	PRT
109	EeSUT1 (NCBI GI NO. 7649151)	<i>Euphorbia esula</i>	PRT
110	hss1c.pk009.b12_fis	<i>Helianthus annuus</i>	PRT
111	vs1n.pk016.e12_fis	<i>Vernonia mespilifolia</i>	PRT
112	VvSUT27 (NCBI GI NO. 6434833)	<i>Vitis vinifera</i>	PRT
113	AmSUT1 (NCBI GI NO. 17447420)	<i>Alonsoa meridionalis</i>	PRT
114	AbSUT1 (NCBI GI NO. 6120115)	<i>Asarina barclaiana</i>	PRT
115	NtSUT1a (NCBI GI NO. 575351)	<i>Nicotiana tabacum</i>	PRT
116	StSUT1 (NCBI GI NO. 439294)	<i>Solanum tuberosum</i>	PRT
117	AgSUT2A (NCBI GI NO. 5566434)	<i>Apium graveolens</i>	PRT
118	AgSUT1 (NCBI GI NO. 4091891)	<i>Apium graveolens</i>	PRT
119	DcSUT2 (NCBI GI NO. 2969884)	<i>Daucus carota</i>	PRT
120	BvSUT1 (NCBI GI NO. 5823000)	<i>Beta vulgaris</i>	PRT
121	SoS21 (NCBI GI NO. 549000)	<i>Spinacia oleracea</i>	PRT
122	CsSUT1 (NCBI GI NO. 21063921)	<i>Citrus sinensis</i>	PRT
123	BoSUC2 (NCBI GI NO. 18091781)	<i>Brassica oleracea</i>	PRT
124	BoSUC1 (NCBI GI NO. 18091779)	<i>Brassica oleracea</i>	PRT
125	PmSUC1 (NCBI GI NO. 667047)	<i>Plantago major</i>	PRT
126	NtSUT3 (NCBI GI NO. 4960089)	<i>Nicotiana tabacum</i>	PRT

127	YLDGAT1	<i>Yarrowia lipolytica</i>	DNA
128	RTW218	<i>Artificial sequence</i>	DNA
129	KS349	<i>Artificial sequence</i>	DNA
130	pKR268	<i>Artificial sequence</i>	DNA
131	RTW220 (AtSUC2HIS6 DGAT1 35Hyg)	<i>Artificial sequence</i>	DNA
132	RTW147 (ANN-myb2 term sbf)	<i>Artificial sequence</i>	DNA
133	RTW158p1 (ann suc2)	<i>Artificial sequence</i>	DNA
134	RTW221 (ATSUT4HIS6 DGAT1 35Hyg)	<i>Artificial sequence</i>	DNA
135	RTW162p1 (ann sut4)	<i>Artificial sequence</i>	DNA
136	RTW222 (ATSUT2HIS6 DGAT1 35Hyg)	<i>Artificial sequence</i>	DNA
137	RTW166p1 (ann SUT2)	<i>Artificial sequence</i>	DNA
138	RTW212(plasmid with soybean selection marker)	<i>Artificial sequence</i>	DNA
139	RTW226	<i>Artificial sequence</i>	DNA
140	RTW227F (ATSUT4 DGAT1 ALS), soy expression clone	<i>Artificial sequence</i>	DNA
141	GmSut2-1For (Glyma08g40980 primer)	<i>Artificial sequence</i>	DNA
142	GmSut2-1Rev (Glyma08g40980 primer)	<i>Artificial sequence</i>	DNA
143	GmSut2-2For (Glyma18g15950 primer)	<i>Artificial sequence</i>	DNA
144	GmSut2-2Rev (Glyma18g15950 primer)	<i>Artificial sequence</i>	DNA
145	SA150 (Glyma02g38300 primer)	<i>Artificial sequence</i>	DNA
146	SA151(Glyma02g38300 primer)	<i>Artificial sequence</i>	DNA
147	SA148 (Glyma04g09460 primer)	<i>Artificial sequence</i>	DNA
148	SA149 (Glyma04g09460 primer)	<i>Artificial sequence</i>	DNA
149	Pn_Node_40538	<i>Paspalum notatum</i>	DNA

150	Pn_Node_40538	<i>Paspalum notatum</i>	PRT
151	Glyma02g38300 in pGEM-T Easy	<i>Artificial sequence</i>	DNA
152	pKR1680	<i>Artificial sequence</i>	DNA
153	pKR1684	<i>Artificial sequence</i>	DNA
154	pLF235	<i>Artificial sequence</i>	DNA
155	pKR1681	<i>Artificial sequence</i>	DNA
156	pKR1685	<i>Artificial sequence</i>	DNA
157	GmSut4-2For	<i>Artificial sequence</i>	DNA
158	GmSut4-2Rev	<i>Artificial sequence</i>	DNA
159	pLF236	<i>Artificial sequence</i>	DNA
160	pKR1682	<i>Artificial sequence</i>	DNA
161	pKR1686	<i>Artificial sequence</i>	DNA
162	pKR1468	<i>Artificial sequence</i>	DNA
163	pKR1691	<i>Artificial sequence</i>	DNA
164	pKR1698	<i>Artificial sequence</i>	DNA
165	pKR1699	<i>Artificial sequence</i>	DNA
166	pKR1700	<i>Artificial sequence</i>	DNA
167	pKR1701	<i>Artificial sequence</i>	DNA
168	pKR1363	<i>Artificial sequence</i>	DNA
169	pKR1331	<i>Artificial sequence</i>	DNA
170	pKR1365	<i>Artificial sequence</i>	DNA
171	pKR1374	<i>Artificial sequence</i>	DNA
172	pKR1598	<i>Artificial sequence</i>	DNA

173	pKR1600	<i>Artificial sequence</i>	DNA
174	pKR1602	<i>Artificial sequence</i>	DNA
175	pKR1658	<i>Artificial sequence</i>	DNA
176	pKR1661	<i>Artificial sequence</i>	DNA
177	hso1c.pk009.l6:fis	<i>Helianthus annuus</i>	DNA
178	hso1c.pk009.l6:fis:+2 Frame +2 translation	<i>Helianthus annuus</i>	PRT
179	YLDGAT2	<i>Yarrowia lipolytica</i>	DNA
180	YLDGAT2	<i>Yarrowia lipolytica</i>	PRT
181	YLDGAT1 gene codon optimized for soybean	<i>Artificial Sequence</i>	DNA
182	YLDGAT1 gene codon optimized for soybean	<i>Artificial Sequence</i>	PRT
183	YLDGAT2 gene codon optimized for soybean	<i>Artificial Sequence</i>	DNA
184	YLDGAT2 gene codon optimized for soybean	<i>Artificial Sequence</i>	PRT
185	YLDGAT2 comprising codon 326 mutated from Tyr to Phe	<i>Artificial Sequence</i>	DNA
186	YLDGAT2 comprising codon 326 mutated from Tyr to Phe	<i>Artificial Sequence</i>	PRT
187	YLDGAT2 comprising codon 326 mutated from Tyr to Leu	<i>Artificial Sequence</i>	DNA
188	YLDGAT2 comprising codon 326 mutated from Tyr to Leu	<i>Artificial Sequence</i>	PRT
189	YLDGAT2 comprising codon 327 mutated from Arg to Lys	<i>Artificial Sequence</i>	DNA
190	YLDGAT2 comprising codon 327 mutated from Arg to Lys	<i>Artificial Sequence</i>	PRT
191	YLDGAT1	<i>Yarrowia lipolytica</i>	PRT

DETAILED DESCRIPTION OF THE INVENTION

The disclosure of each reference set forth herein is hereby incorporated by
5 reference in its entirety.

As used herein and in the appended claims, the singular forms "a", "an", and "the" include plural reference unless the context clearly dictates otherwise. Thus, for

example, reference to "a plant" includes a plurality of such plants, reference to "a cell" includes one or more cells and equivalents thereof known to those skilled in the art, and so forth.

As used herein:

5 The terms "monocot" and "monocotyledonous plant" are used interchangeably herein. A monocot of the current invention includes the Gramineae.

The terms "dicot" and "dicotyledonous plant" are used interchangeably herein. A dicot of the current invention includes the following families: Brassicaceae, Leguminosae, and Solanaceae.

10 The terms "full complement" and "full-length complement" are used interchangeably herein, and refer to a complement of a given nucleotide sequence, wherein the complement and the nucleotide sequence consist of the same number of nucleotides and are 100% complementary.

"Transgenic" refers to any cell, cell line, callus, tissue, plant part or plant, the genome of which has been altered by the presence of a heterologous nucleic acid, such as a recombinant DNA construct, including those initial transgenic events as well as those created by sexual crosses or asexual propagation from the initial transgenic event. The term "transgenic" as used herein does not encompass the alteration of the genome (chromosomal or extra-chromosomal) by conventional plant breeding methods or by naturally occurring events such as random cross-fertilization, non-recombinant viral infection, non-recombinant bacterial transformation, non-recombinant transposition, or spontaneous mutation.

15 "Genome" as it applies to plant cells encompasses not only chromosomal DNA found within the nucleus, but organelle DNA found within subcellular components (e.g., mitochondrial, plastid) of the cell.

20 "Plant" includes reference to whole plants, plant organs, plant tissues, seeds and plant cells and progeny of same. Plant cells include, without limitation, cells from seeds, suspension cultures, embryos, meristematic regions, callus tissue, leaves, roots, shoots, gametophytes, sporophytes, pollen, and microspores.

30 As used herein, the term plant also includes plant protoplasts, plant cell tissue cultures from which plants can be regenerated, plant clumps, and plant cells that are intact in plants or parts of plants such as embryos, pollen, ovules, flowers, branches, fruit, kernels, ears, cobs, husks, stalks, roots, root tips, anthers, and the like. Grain is intended to mean the mature seed produced by commercial growers for purposes other

than growing or reproducing the species. Progeny, variants, and mutants of the regenerated plants are also included within the scope of the invention, provided that these parts comprise the introduced polynucleotides.

In one embodiment, any plant species may be utilized in the invention, including, but not limited to, monocots and dicots. Examples of plants that may be used in the invention include, but are not limited to, corn (*Zea mays*), *Brassica* sp. (e.g., *B. napus*, *B. rapa*, *B. juncea*), particularly those *Brassica* species useful as sources of seed oil, alfalfa (*Medicago sativa*), rice (*Oryza sativa*), rye (*Secale cereale*), sorghum (*Sorghum bicolor*, *Sorghum vulgare*), millet (e.g., pearl millet (*Pennisetum glaucum*), proso millet (*Panicum miliaceum*), foxtail millet (*Setaria italica*), finger millet (*Eleusine coracana*)), sunflower (*Helianthus annuus*), safflower (*Carthamus tinctorius*), wheat (*Triticum aestivum*), soybean (*Glycine max*), tobacco (*Nicotiana tabacum*), potato (*Solanum tuberosum*), peanuts (*Arachis hypogaea*), cotton (*Gossypium barbadense*, *Gossypium hirsutum*), sweet potato (*Ipomoea batatas*), cassava (*Manihot esculenta*), coffee (*Coffea* spp.), coconut (*Cocos nucifera*), pineapple (*Ananas comosus*), citrus trees (*Citrus* spp.), cocoa (*Theobroma cacao*), tea (*Camellia sinensis*), banana (*Musa* spp.), avocado (*Persea americana*), fig (*Ficus casica*), guava (*Psidium guajava*), mango (*Mangifera indica*), olive (*Olea europaea*), papaya (*Carica papaya*), cashew (*Anacardium occidentale*), macadamia (*Macadamia integrifolia*), almond (*Prunus amygdalus*), sugar beets (*Beta vulgaris*), sugarcane (*Saccharum* spp.), oats, barley, vegetables, ornamentals, and conifers.

Vegetables of interest include, but are not limited to, tomatoes (*Lycopersicon esculentum*), lettuce (e.g., *Lactuca sativa*), green beans (*Phaseolus vulgaris*), lima beans (*Phaseolus limensis*), peas (*Lathyrus* spp.), and members of the genus *Cucumis* such as cucumber (*C. sativus*), cantaloupe (*C. cantalupensis*), and musk melon (*C. melo*).

Ornamentals include azalea (*Rhododendron* spp.), hydrangea (*Macrophylla hydrangea*), hibiscus (*Hibiscus rosasanensis*), roses (*Rosa* spp.), tulips (*Tulipa* spp.), daffodils (*Narcissus* spp.), petunias (*Petunia hybrida*), carnation (*Dianthus caryophyllus*), poinsettia (*Euphorbia pulcherrima*), and chrysanthemum.

Conifers of interest that may be employed in practicing the present invention include, but are not limited to, pines such as loblolly pine (*Pinus taeda*), slash pine (*Pinus elliotii*), ponderosa pine (*Pinus ponderosa*), lodgepole pine (*Pinus contorta*), and Monterey pine (*Pinus radiata*); Douglas-fir (*Pseudotsuga menziesii*); Western hemlock (*Tsuga canadensis*); Sitka spruce (*Picea glauca*); redwood (*Sequoia sempervirens*); true firs such as silver fir (*Abies amabilis*) and balsam fir (*Abies balsamea*); and cedars such as

Western red cedar (*Thuja plicata*) and Alaska yellow-cedar (*Chamaecyparis nootkatensis*). Hardwood trees can also be employed including ash, aspen, beech, basswood, birch, black cherry, black walnut, buckeye, American chestnut, cottonwood, dogwood, elm, hackberry, hickory, holly, locust, magnolia, maple, oak, poplar, red alder, redbud, royal paulownia, sassafras, sweetgum, sycamore, tupelo, willow, yellow-poplar.

In specific embodiments, plants of the present invention are crop plants (for example, corn, alfalfa, sunflower, *Brassica*, soybean, cotton, safflower, peanut, sorghum, wheat, millet, tobacco, etc.). In other embodiments, corn and soybean and sugarcane plants are optimal, and in yet other embodiments corn plants are optimal.

Other plants of interest include grain plants that provide seeds of interest, oil-seed plants, and leguminous plants. Seeds of interest include grain seeds, such as corn, wheat, barley, rice, sorghum, rye, etc. Oil-seed plants include cotton, soybean, safflower, sunflower, *Brassica*, maize, alfalfa, palm, coconut, etc. Leguminous plants include beans and peas. Beans include guar, locust bean, fenugreek, soybean, garden beans, cowpea, mungbean, lima bean, fava bean, lentils, chickpea, etc.

Other plants of interest including Turfgrasses such as, for example, turfgrasses from the genus *Poa*, *Agrostis*, *Festuca*, *Lolium*, and *Zoysia*. Additional turfgrasses can come from the subfamily Panicoideae. Turfgrasses can further include, but are not limited to, Blue gramma (*Bouteloua gracilis* (H.B.K.) Lag. Ex Griffiths); Buffalograss (*Buchloe dactyloids* (Nutt.) Engelm.); Slender creeping red fescue (*Festuca rubra* ssp. *Litoralis*); Red fescue (*Festuca rubra*); Colonial bentgrass (*Agrostis tenuis* Sibth.); Creeping bentgrass (*Agrostis palustris* Huds.); Fairway wheatgrass (*Agropyron cristatum* (L.) Gaertn.); Hard fescue (*Festuca longifolia* Thuill.); Kentucky bluegrass (*Poa pratensis* L.); Perennial ryegrass (*Lolium perenne* L.); Rough bluegrass (*Poa trivialis* L.); Sideoats grama (*Bouteloua curtipendula* Michx. Torr.); Smooth brome grass (*Bromus inermis* Leyss.); Tall fescue (*Festuca arundinacea* Schreb.); Annual bluegrass (*Poa annua* L.); Annual ryegrass (*Lolium multiflorum* Lam.); Redtop (*Agrostis alba* L.); Japanese lawn grass (*Zoysia japonica*); bermudagrass (*Cynodon dactylon*; *Cynodon* spp. L.C. Rich; *Cynodon transvaalensis*); Seashore paspalum (*Paspalum vaginatum* Swartz); Zoysiagrass (*Zoysia* spp. Willd; *Zoysia japonica* and *Z. matrella* var. *matrella*); Bahiagrass (*Paspalum notatum* Flugge); Carpetgrass (*Axonopus affinis* Chase); Centipedegrass (*Eremochloa ophiuroides* Munro Hack.); Kikuyugrass (*Pennisetum clandestinum* Hochst Ex Chiov); Browntop bent (*Agrostis tenuis* also known as *A. capillaris*); Velvet bent (*Agrostis canina*); Perennial ryegrass

(*Lolium perenne*); and, St. Augustinegrass (*Stenotaphrum secundatum* Walt. Kuntze). Additional grasses of interest include switchgrass (*Panicum virgatum*).

"Progeny" comprises any subsequent generation of a plant.

"Regeneration" or "regenerated" plants is intended to mean that transformed
5 plant cells may be grown into plants in accordance with conventional ways. See, for example, McCormick *et al.* (1986) *Plant Cell Reports* 5:81-84. These plants may then be grown, and either pollinated with the same transformed strain or different strains, and the resulting progeny having constitutive expression of the desired phenotypic characteristic identified. Two or more generations may be grown to ensure that
10 expression of the desired phenotypic characteristic is stably maintained and inherited and then seeds harvested to ensure expression of the desired phenotypic characteristic has been achieved. In this manner, the present invention provides transformed seed (also referred to as "transgenic seed") having a polynucleotide of the invention, for example, an expression cassette of the invention, stably incorporated into their genome.

15 "Transgenic plant" includes reference to a plant which comprises within its genome a heterologous polynucleotide. For example, the heterologous polynucleotide is stably integrated within the genome such that the polynucleotide is passed on to successive generations. The heterologous polynucleotide may be integrated into the genome alone or as part of a recombinant DNA construct.

20 "Heterologous" with respect to sequence means a sequence that originates from a foreign species, or, if from the same species, is substantially modified from its native form in composition and/or genomic locus by deliberate human intervention.

"Polynucleotide", "nucleic acid sequence", "nucleotide sequence", or "nucleic acid fragment" are used interchangeably to refer to a polymer of RNA or DNA that is
25 single- or double-stranded, optionally containing synthetic, non-natural or altered nucleotide bases. Nucleotides (usually found in their 5'-monophosphate form) are referred to by their single letter designation as follows: "A" for adenylate or deoxyadenylate (for RNA or DNA, respectively), "C" for cytidylate or deoxycytidylate, "G" for guanylate or deoxyguanylate, "U" for uridylate, "T" for deoxythymidylate, "R"
30 for purines (A or G), "Y" for pyrimidines (C or T), "K" for G or T, "H" for A or C or T, "I" for inosine, and "N" for any nucleotide.

"Polypeptide", "peptide", "amino acid sequence" and "protein" are used interchangeably herein to refer to a polymer of amino acid residues. The terms apply to amino acid polymers in which one or more amino acid residue is an artificial chemical

analogue of a corresponding naturally occurring amino acid, as well as to naturally occurring amino acid polymers. The terms "polypeptide", "peptide", "amino acid sequence", and "protein" are also inclusive of modifications including, but not limited to, glycosylation, lipid attachment, sulfation, gamma-carboxylation of glutamic acid residues, hydroxylation and ADP-ribosylation.

"Messenger RNA (mRNA)" refers to the RNA that is without introns and that can be translated into protein by the cell.

"cDNA" refers to a DNA that is complementary to and synthesized from an mRNA template using the enzyme reverse transcriptase. The cDNA can be single-stranded or converted into the double-stranded form using the Klenow fragment of DNA polymerase I.

"Coding region" refers to a polynucleotide sequence that when transcribed, processed, and/or translated results in the production of a polypeptide sequence.

An "Expressed Sequence Tag" ("EST") is a DNA sequence derived from a cDNA library and therefore is a sequence which has been transcribed. An EST is typically obtained by a single sequencing pass of a cDNA insert. The sequence of an entire cDNA insert is termed the "Full-Insert Sequence" ("FIS"). A "Contig" sequence is a sequence assembled from two or more sequences that can be selected from, but not limited to, the group consisting of an EST, FIS and PCR sequence. A sequence encoding an entire or functional protein is termed a "Complete Gene Sequence" ("CGS") and can be derived from an FIS or a contig.

"Mature" protein refers to a post-translationally processed polypeptide; *i.e.*, one from which any pre- or pro-peptides present in the primary translation product have been removed.

"Precursor" protein refers to the primary product of translation of mRNA; *i.e.*, with pre- and pro-peptides still present. Pre- and pro-peptides may be and are not limited to intracellular localization signals.

"Isolated" refers to materials, such as nucleic acid molecules and/or proteins, which are substantially free or otherwise removed from components that normally accompany or interact with the materials in a naturally occurring environment. Isolated polynucleotides may be purified from a host cell in which they naturally occur. Conventional nucleic acid purification methods known to skilled artisans may be used to obtain isolated polynucleotides. The term also embraces recombinant polynucleotides and chemically synthesized polynucleotides.

“Recombinant” refers to an artificial combination of two otherwise separated segments of sequence, *e.g.*, by chemical synthesis or by the manipulation of isolated segments of nucleic acids by genetic engineering techniques. “Recombinant” also includes reference to a cell or vector, that has been modified by the introduction of a heterologous nucleic acid or a cell derived from a cell so modified, but does not encompass the alteration of the cell or vector by naturally occurring events (*e.g.*, spontaneous mutation, natural transformation/transduction/transposition) such as those occurring without deliberate human intervention.

“Recombinant DNA construct” refers to a combination of nucleic acid fragments that are not normally found together in nature. Accordingly, a recombinant DNA construct may comprise regulatory sequences and coding sequences that are derived from different sources, or regulatory sequences and coding sequences derived from the same source, but arranged in a manner different than that normally found in nature.

The terms “entry clone” and “entry vector” are used interchangeably herein.

“Regulatory sequences” or “regulatory elements” are used interchangeably and refer to nucleotide sequences located upstream (5' non-coding sequences), within, or downstream (3' non-coding sequences) of a coding sequence, and which influence the transcription, RNA processing or stability, or translation of the associated coding sequence. Regulatory sequences may include, but are not limited to, promoters, translation leader sequences, introns, and polyadenylation recognition sequences. The terms “regulatory sequence” and “regulatory element” are used interchangeably herein.

“Promoter” refers to a nucleic acid fragment capable of controlling transcription of another nucleic acid fragment.

“Promoter functional in a plant” is a promoter capable of controlling transcription in plant cells whether or not its origin is from a plant cell.

“Tissue-specific promoter” and “tissue-preferred promoter” are used interchangeably to refer to a promoter that is expressed predominantly but not necessarily exclusively in one tissue or organ, but that may also be expressed in one specific cell.

“Developmentally regulated promoter” refers to a promoter whose activity is determined by developmental events.

“Operably linked” refers to the association of nucleic acid fragments in a single fragment so that the function of one is regulated by the other. For example, a promoter

is operably linked with a nucleic acid fragment when it is capable of regulating the transcription of that nucleic acid fragment.

“Expression” refers to the production of a functional product. For example, expression of a nucleic acid fragment may refer to transcription of the nucleic acid
5 fragment (*e.g.*, transcription resulting in mRNA or functional RNA) and/or translation of mRNA into a precursor or mature protein.

“Overexpression” refers to the production of a gene product in transgenic organisms that exceeds levels of production in a null segregating (or non-transgenic) organism from the same experiment.

10 “Phenotype” means the detectable characteristics of a cell or organism.

“Introduced” in the context of inserting a nucleic acid sequence or fragment (*e.g.*, a recombinant DNA construct) into a cell, means “transfection” or “transformation” or “transduction” and includes reference to the incorporation of a nucleic acid fragment into a eukaryotic or prokaryotic cell where the nucleic acid
15 sequence or fragment may be incorporated into the genome of the cell (*e.g.*, chromosome, plasmid, plastid or mitochondrial DNA), converted into an autonomous replicon, or transiently expressed (*e.g.*, transfected mRNA).

A “transformed cell” is any cell into which a nucleic acid sequence or fragment (*e.g.*, a recombinant DNA construct) has been introduced.

20 “Transformation” as used herein refers to both stable transformation and transient transformation.

“Stable transformation” refers to the introduction of a nucleic acid fragment into a genome of a host organism resulting in genetically stable inheritance. Once stably transformed, the nucleic acid fragment is stably integrated in the genome of the host
25 organism and any subsequent generation.

“Transient transformation” refers to the introduction of a nucleic acid fragment into the nucleus, or DNA-containing organelle, of a host organism resulting in gene expression without genetically stable inheritance.

The term “crossed” or “cross” means the fusion of gametes via pollination to
30 produce progeny (*e.g.*, cells, seeds or plants). The term encompasses both sexual crosses (the pollination of one plant by another) and selfing (self-pollination, *e.g.*, when the pollen and ovule are from the same plant). The term “crossing” refers to the act of fusing gametes via pollination to produce progeny.

A “favorable allele” is the allele at a particular locus that confers, or contributes

to, a desirable phenotype, *e.g.*, increased cell wall digestibility, or alternatively, is an allele that allows the identification of plants with decreased cell wall digestibility that can be removed from a breeding program or planting (“counterselection”). A favorable allele of a marker is a marker allele that segregates with the favorable phenotype, or
5 alternatively, segregates with the unfavorable plant phenotype, therefore providing the benefit of identifying plants.

The term “introduced” means providing a nucleic acid (*e.g.*, expression construct) or protein into a cell. Introduced includes reference to the incorporation of a nucleic acid into a eukaryotic or prokaryotic cell where the nucleic acid may be
10 incorporated into the genome of the cell, and includes reference to the transient provision of a nucleic acid or protein to the cell. Introduced includes reference to stable or transient transformation methods, as well as sexually crossing. Thus, “introduced” in the context of inserting a nucleic acid sequence or fragment (*e.g.*, a recombinant DNA construct/expression construct) into a cell, means “transfection” or
15 “transformation” or “transduction” and includes reference to the incorporation of a nucleic acid fragment into a eukaryotic or prokaryotic cell where the nucleic acid fragment may be incorporated into the genome of the cell (*e.g.*, chromosome, plasmid, plastid or mitochondrial DNA), converted into an autonomous replicon, or transiently expressed (*e.g.*, transfected mRNA).

20 “Suppression DNA construct” is a recombinant DNA construct which when transformed or stably integrated into the genome of the plant, results in “silencing” of a target gene in the plant. The target gene may be endogenous or transgenic to the plant. “Silencing,” as used herein with respect to the target gene, refers generally to the suppression of levels of mRNA or protein/enzyme expressed by the target gene, and/or
25 the level of the enzyme activity or protein functionality. The terms “suppression”, “suppressing” and “silencing”, used interchangeably herein, include lowering, reducing, declining, decreasing, inhibiting, eliminating or preventing. “Silencing” or “gene silencing” does not specify mechanism and is inclusive, and not limited to, anti-sense, cosuppression, viral-suppression, hairpin suppression, stem-loop suppression,
30 RNAi-based approaches, and small RNA-based approaches.

A suppression DNA construct may comprise a region derived from a target gene of interest and may comprise all or part of the nucleic acid sequence of the sense strand (or antisense strand) of the target gene of interest. Depending upon the approach to be utilized, the region may be 100% identical or less than 100% identical (*e.g.*, at least

50%, 51%, 52%, 53%, 54%, 55%, 56%, 57%, 58%, 59%, 60%, 61%, 62%, 63%, 64%,
65%, 66%, 67%, 68%, 69%, 70%, 71%, 72%, 73%, 74%, 75%, 76%, 77%, 78%, 79%,
80%, 81%, 82%, 83%, 84%, 85%, 86%, 87%, 88%, 89%, 90%, 91%, 92%, 93%, 94%,
95%, 96%, 97%, 98%, or 99% identical) to all or part of the sense strand (or antisense
5 strand) of the gene of interest.

Suppression DNA constructs are well-known in the art, are readily constructed
once the target gene of interest is selected, and include, without limitation,
cosuppression constructs, antisense constructs, viral-suppression constructs, hairpin
suppression constructs, stem-loop suppression constructs, double-stranded RNA-
10 producing constructs, and more generally, RNAi (RNA interference) constructs and
small RNA constructs such as siRNA (short interfering RNA) constructs and miRNA
(microRNA) constructs.

“Antisense inhibition” refers to the production of antisense RNA transcripts
capable of suppressing the expression of the target gene or gene product. “Antisense
15 RNA” refers to an RNA transcript that is complementary to all or part of a target
primary transcript or mRNA and that blocks the expression of a target isolated nucleic
acid fragment (U.S. Patent No. 5,107,065). The complementarity of an antisense RNA
may be with any part of the specific gene transcript, *i.e.*, at the 5' non-coding sequence,
3' non-coding sequence, introns, or the coding sequence.

20 “Cosuppression” refers to the production of sense RNA transcripts capable of
suppressing the expression of the target gene or gene product. “Sense” RNA refers to
RNA transcript that includes the mRNA and can be translated into protein within a cell
or *in vitro*. Cosuppression constructs in plants have been previously designed by
focusing on overexpression of a nucleic acid sequence having homology to a native
25 mRNA, in the sense orientation, which results in the reduction of all RNA having
homology to the overexpressed sequence (see Vaucheret *et al.*, *Plant J.* 16:651-659
(1998); and Gura, *Nature* 404:804-808 (2000)).

Another variation describes the use of plant viral sequences to direct the
suppression of proximal mRNA encoding sequences (PCT Publication No. WO
30 98/36083 published on August 20, 1998).

RNA interference refers to the process of sequence-specific post-transcriptional
gene silencing in animals mediated by short interfering RNAs (siRNAs) (Fire *et al.*,
Nature 391:806 (1998)). The corresponding process in plants is commonly referred to
as post-transcriptional gene silencing (PTGS) or RNA silencing and is also referred to

as quelling in fungi. The process of post-transcriptional gene silencing is thought to be an evolutionarily-conserved cellular defense mechanism used to prevent the expression of foreign genes and is commonly shared by diverse flora and phyla (Fire *et al.*, *Trends Genet.* 15:358 (1999)).

5 Small RNAs play an important role in controlling gene expression. Regulation of many developmental processes, including flowering, is controlled by small RNAs. It is now possible to engineer changes in gene expression of plant genes by using transgenic constructs which produce small RNAs in the plant.

10 Small RNAs appear to function by base-pairing to complementary RNA or DNA target sequences. When bound to RNA, small RNAs trigger either RNA cleavage or translational inhibition of the target sequence. When bound to DNA target sequences, it is thought that small RNAs can mediate DNA methylation of the target sequence. The consequence of these events, regardless of the specific mechanism, is that gene expression is inhibited.

15 MicroRNAs (miRNAs) are noncoding RNAs of about 19 to about 24 nucleotides (nt) in length that have been identified in both animals and plants (Lagos-Quintana *et al.*, *Science* 294:853-858 (2001), Lagos-Quintana *et al.*, *Curr. Biol.* 12:735-739 (2002); Lau *et al.*, *Science* 294:858-862 (2001); Lee and Ambros, *Science* 294:862-864 (2001); Llave *et al.*, *Plant Cell* 14:1605-1619 (2002); Mourelatos *et al.*, *Genes. Dev.* 16:720-728 (2002); Park *et al.*, *Curr. Biol.* 12:1484-1495 (2002); Reinhart *et al.*, *Genes. Dev.* 16:1616-1626 (2002)). They are processed from longer precursor transcripts that range in size from approximately 70 to 200 nt, and these precursor transcripts have the ability to form stable hairpin structures.

20 MicroRNAs (miRNAs) appear to regulate target genes by binding to complementary sequences located in the transcripts produced by these genes. It seems likely that miRNAs can enter at least two pathways of target gene regulation: (1) translational inhibition; and (2) RNA cleavage. MicroRNAs entering the RNA cleavage pathway are analogous to the 21-25 nt short interfering RNAs (siRNAs) generated during RNA interference (RNAi) in animals and posttranscriptional gene silencing (PTGS) in plants, and likely are incorporated into an RNA-induced silencing complex (RISC) that is similar or identical to that seen for RNAi.

30 Sequence alignments and percent identity calculations may be determined using a variety of comparison methods designed to detect homologous sequences including, but not limited to, the MEGALIGN® program of the LASERGENE® bioinformatics

computing suite (DNASTAR® Inc., Madison, WI). Multiple alignment of the sequences provided herein were performed using the Clustal W method of alignment (Thompson, J.D., *et al.* (1994) *Nucleic Acids Research* 22: 4673-80) with the default parameters (GAP PENALTY=10, GAP LENGTH PENALTY=0.2, DELAY
5 DEVERGENT SEQS(%)=30%, DNA TRANSITION WEIGHT=0.5, PROTEIN WEIGHT MATRIX "Gonnet Series"). Default parameters for pairwise alignments using the Clustal W method were SLOW-ACCURATE, GAP PENALTY=10, GAP LENGTH=0.10, PROTEIN WEIGHT MATRIX "Gonnet 250".

After alignment of the sequences, using the Clustal W program, it is possible to
10 obtain "percent identity" and "divergence" values by viewing the "sequence distances" table on the same program; unless stated otherwise, percent identities and divergences provided in the figures were calculated in this manner. In specific embodiments, the various sequences employed in the various methods and compositions disclosed herein can be aligned to the recited SEQ ID NOs based on the Clustal W method of alignment
15 with pairwise alignment default parameters. For amino acid sequences the following parameters are used: KTUPLE=1, GAP PENALTY=3, WINDOW=5 and DIAGONALS SAVED=5. For nucleic acid sequences the following parameters are used: KTUPLE=2, GAP PENALTY=5, WINDOW=4 and DIAGONALS SAVED=4.

It is recognized that sequence alignments and percent identity calculations may
20 be determined using other mathematical algorithms which would be known to those of ordinary skill in the art. Non-limiting examples of such mathematical algorithms are the algorithm of Myers and Miller (1988) *CABIOS* 4:11-17; the local alignment algorithm of Smith *et al.* (1981) *Adv. Appl. Math.* 2:482; the global alignment algorithm of Needleman and Wunsch (1970) *J. Mol. Biol.* 48:443-453; the search-for-
25 local alignment method of Pearson and Lipman (1988) *Proc. Natl. Acad. Sci.* 85:2444-2448; the algorithm of Karlin and Altschul (1990) *Proc. Natl. Acad. Sci. USA* 87:2264, modified as in Karlin and Altschul (1993) *Proc. Natl. Acad. Sci. USA* 90:5873-5877.

Computer implementations of these mathematical algorithms can be utilized for comparison of sequences to determine sequence identity. Such implementations
30 include, but are not limited to: the ALIGN program (Version 2.0) and GAP, BESTFIT, BLAST, FASTA, and TFASTA in the GCG Wisconsin Genetics Software Package, Version 10 (available from Accelrys Inc., 9685 Scranton Road, San Diego, California, USA). Alignments using these programs can be performed using the default parameters. The ALIGN program is based on the algorithm of Myers and Miller

(1988) *supra*. A PAM120 weight residue table, a gap length penalty of 12, and a gap penalty of 4 can be used with the ALIGN program when comparing amino acid sequences. The BLAST programs of Altschul *et al* (1990) *J. Mol. Biol.* 215:403 are based on the algorithm of Karlin and Altschul (1990) *supra*. BLAST nucleotide searches can be performed with the BLASTN program, score = 100, wordlength = 12, to obtain nucleotide sequences homologous to a nucleotide sequence encoding a protein of the invention. BLAST protein searches can be performed with the BLASTX program, score = 50, wordlength = 3, to obtain amino acid sequences homologous to a protein or polypeptide of the invention. To obtain gapped alignments for comparison purposes, Gapped BLAST (in BLAST 2.0) can be utilized as described in Altschul *et al.* (1997) *Nucleic Acids Res.* 25:3389. Alternatively, PSI-BLAST (in BLAST 2.0) can be used to perform an iterated search that detects distant relationships between molecules. See Altschul *et al.* (1997) *supra*. When utilizing BLAST, Gapped BLAST, PSI-BLAST, the default parameters of the respective programs (*e.g.*, BLASTN for nucleotide sequences, BLASTX for proteins) can be used. See www.ncbi.nlm.nih.gov. Alignment may also be performed manually by inspection.

Unless otherwise stated, sequence identity/similarity values provided herein refer to the value obtained using GAP Version 10 using the following parameters: % identity and % similarity for a nucleotide sequence using GAP Weight of 50 and Length Weight of 3, and the nwsgapdna.cmp scoring matrix; % identity and % similarity for an amino acid sequence using GAP Weight of 8 and Length Weight of 2, and the BLOSUM62 scoring matrix; or any equivalent program thereof. By "equivalent program" is intended any sequence comparison program that, for any two sequences in question, generates an alignment having identical nucleotide or amino acid residue matches and an identical percent sequence identity when compared to the corresponding alignment generated by GAP Version 10.

GAP uses the algorithm of Needleman and Wunsch (1970) *J. Mol. Biol.* 48:443-453, to find the alignment of two complete sequences that maximizes the number of matches and minimizes the number of gaps. GAP considers all possible alignments and gap positions and creates the alignment with the largest number of matched bases and the fewest gaps. It allows for the provision of a gap creation penalty and a gap extension penalty in units of matched bases. GAP must make a profit of gap creation penalty number of matches for each gap it inserts. If a gap extension penalty greater than zero is chosen, GAP must, in addition, make a profit for each gap inserted of the

length of the gap times the gap extension penalty. Default gap creation penalty values and gap extension penalty values in Version 10 of the GCG Wisconsin Genetics Software Package for protein sequences are 8 and 2, respectively. For nucleotide sequences the default gap creation penalty is 50 while the default gap extension penalty is 3. The gap creation and gap extension penalties can be expressed as an integer selected from the group of integers consisting of from 0 to 200. Thus, for example, the gap creation and gap extension penalties can be 0, 1, 2, 3, 4, 5, 6, 7, 8, 9, 10, 15, 20, 25, 30, 35, 40, 45, 50, 55, 60, 65 or greater.

GAP presents one member of the family of best alignments. There may be many members of this family, but no other member has a better quality. GAP displays four figures of merit for alignments: Quality, Ratio, Identity, and Similarity. The Quality is the metric maximized in order to align the sequences. Ratio is the quality divided by the number of bases in the shorter segment. Percent Identity is the percent of the symbols that actually match. Percent Similarity is the percent of the symbols that are similar. Symbols that are across from gaps are ignored. A similarity is scored when the scoring matrix value for a pair of symbols is greater than or equal to 0.50, the similarity threshold. The scoring matrix used in Version 10 of the GCG Wisconsin Genetics Software Package is BLOSUM62 (see Henikoff and Henikoff (1989) *Proc. Natl. Acad. Sci. USA* 89:10915).

As used herein, "reference sequence" is a defined sequence used as a basis for sequence comparison. A reference sequence may be a subset or the entirety of a specified sequence; for example, as a segment of a full-length cDNA or gene sequence, or the complete cDNA or gene sequence.

As used herein, "comparison window" makes reference to a contiguous and specified segment of a polynucleotide sequence, wherein the polynucleotide sequence in the comparison window may comprise additions or deletions (*i.e.*, gaps) compared to the reference sequence (which does not comprise additions or deletions) for optimal alignment of the two polynucleotides. Generally, the comparison window is at least 20 contiguous nucleotides in length, and optionally can be 30, 40, 50, 100, or longer. Those of skill in the art understand that to avoid a high similarity to a reference sequence due to inclusion of gaps in the polynucleotide sequence a gap penalty is typically introduced and is subtracted from the number of matches.

As used herein, "sequence identity" or "identity" in the context of two polynucleotides or polypeptide sequences makes reference to the residues in the two

sequences that are the same when aligned for maximum correspondence over a specified comparison window. When percentage of sequence identity is used in reference to proteins it is recognized that residue positions which are not identical often differ by conservative amino acid substitutions, where amino acid residues are substituted for other amino acid residues with similar chemical properties (*e.g.*, charge or hydrophobicity) and therefore do not change the functional properties of the molecule. When sequences differ in conservative substitutions, the percent sequence identity may be adjusted upwards to correct for the conservative nature of the substitution. Sequences that differ by such conservative substitutions are said to have "sequence similarity" or "similarity". Means for making this adjustment are well known to those of skill in the art. Typically this involves scoring a conservative substitution as a partial rather than a full mismatch, thereby increasing the percentage sequence identity. Thus, for example, where an identical amino acid is given a score of 1 and a non-conservative substitution is given a score of zero, a conservative substitution is given a score between zero and 1. The scoring of conservative substitutions is calculated, *e.g.*, as implemented in the program PC/GENE (Intelligenetics, Mountain View, California).

As used herein, "percentage of sequence identity" means the value determined by comparing two optimally aligned sequences over a comparison window, wherein the portion of the polynucleotide sequence in the comparison window may comprise additions or deletions (*i.e.*, gaps) as compared to the reference sequence (which does not comprise additions or deletions) for optimal alignment of the two sequences. The percentage is calculated by determining the number of positions at which the identical nucleic acid base or amino acid residue occurs in both sequences to yield the number of matched positions, dividing the number of matched positions by the total number of positions in the window of comparison, and multiplying the result by 100 to yield the percentage of sequence identity.

Standard recombinant DNA and molecular cloning techniques used herein are well known in the art and are described more fully in Sambrook, J., Fritsch, E.F. and Maniatis, T. *Molecular Cloning: A Laboratory Manual*; Cold Spring Harbor Laboratory Press: Cold Spring Harbor, 1989 (hereinafter "Sambrook").

The compositions and methods disclosed herein employ a variety of sequences that encode sucrose transporters and a variety of sequences that influence fatty acid accumulation, including for example, DGAT, Lec1 and ODP1 transcription factor.

Variant polynucleotides and polypeptides of these sequences are provided. Variants of such polynucleotides (i.e., sequences that encode the sucrose transporters or the sequences that influence fatty acid accumulation (i.e., the SUT2, SUT4, DGAT, lec1 and ODP1 sequences), and polypeptides encoded thereby, can be employed in the methods and compositions disclosed herein. As used herein, "variants" is intended to mean substantially similar sequences. For polynucleotides, a variant comprises a polynucleotide having deletions (*i.e.*, truncations) at the 5' and/or 3' end; deletion and/or addition of one or more nucleotides at one or more internal sites in the native polynucleotide; and/or substitution of one or more nucleotides at one or more sites in the native polynucleotide. As used herein, a "native" polynucleotide or polypeptide comprises a naturally occurring nucleotide sequence or amino acid sequence, respectively. For polynucleotides, conservative variants include those sequences that, because of the degeneracy of the genetic code, encode the amino acid sequence of one of the sucrose transporters or the sequences that influence fatty acid accumulation (i.e., the SUT2, SUT4, DGAT, lec1 and ODP1 sequences). Naturally occurring allelic variants such as these can be identified with the use of well-known molecular biology techniques, as, for example, with polymerase chain reaction (PCR) and hybridization techniques as outlined below. Variant polynucleotides also include synthetically derived polynucleotides, such as those generated, for example, by using site-directed mutagenesis but which still encode one of the sucrose transporters or the sequences that influence fatty acid accumulation (i.e., the SUT2, SUT4, DGAT, lec1 and ODP1 sequences). Generally, variants of a particular polynucleotide of the invention (i.e., a SUT2, SUT4 and/or a DGAT, Lec1 or ODP-1) will have at least about 40%, 45%, 50%, 55%, 60%, 65%, 70%, 75%, 80%, 85%, 90%, 91%, 92%, 93%, 94%, 95%, 96%, 97%, 98%, 99% or more sequence identity to that particular polynucleotide (i.e., to any one of SEQ ID NOS: 1, 3, 5, 33, 35, 37, 39, 127, 177, 179, 181, 183, 185, 187, or 189 as determined by sequence alignment programs and parameters as described elsewhere herein.

Variants of a particular polynucleotide of the invention (*i.e.*, the reference polynucleotide) can also be evaluated by comparison of the percent sequence identity between the polypeptide encoded by a variant polynucleotide and the polypeptide encoded by the reference polynucleotide. Thus, for example, an isolated polynucleotide that encodes a polypeptide with a given percent sequence identity to the polypeptide of SEQ ID NO: 4, 6, 34, 36, 38, 40-50, 52-83, 178, 180, 182, 184, 186,

188, 190, or 191 is disclosed. Percent sequence identity between any two polypeptides can be calculated using sequence alignment programs and parameters described elsewhere herein. Where any given pair of polynucleotides of the invention is evaluated by comparison of the percent sequence identity shared by the two
5 polypeptides they encode, the percent sequence identity between the two encoded polypeptides is at least about 40%, 45%, 50%, 55%, 60%, 65%, 70%, 75%, 80%, 85%, 90%, 91%, 92%, 93%, 94%, 95%, 96%, 97%, 98%, 99% or more sequence identity.

As used herein, a "variant" polypeptide is intended to mean a polypeptide derived from the native polypeptide or by deletion (so-called truncation) of one or more
10 amino acids at the N-terminal and/or C-terminal end of the native polypeptide; deletion and/or addition of one or more amino acids at one or more internal sites in the native polypeptide; or substitution of one or more amino acids at one or more sites in the native polypeptide. Variant polypeptides encompassed by the present invention are biologically active, that is they continue to possess the desired biological activity of the
15 native polypeptide, that is, sucrose transport activity as described herein, influence oil accumulation, or have DGAT, ODP-1 or Lec1 activity. Such variants may result from, for example, genetic polymorphism or from human manipulation. Biologically active variants of the sucrose transporters (i.e., SUT2 or SUT4) or of the sequences that influence fatty acid accumulation (i.e., DGAT, lec1 and ODP1 sequences) employed in
20 the various methods and compositions disclosed herein will have at least about 40%, 45%, 50%, 55%, 60%, 65%, 70%, 75%, 80%, 85%, 90%, 91%, 92%, 93%, 94%, 95%, 96%, 97%, 98%, 99% or more sequence identity to the amino acid sequence for the polypeptide (i.e., to any one of the amino acid sequences set forth in 4, 6, 34, 38, 40-50, 52-83, 178, 180, 182, 184, 186, 188, 190 or 191 as determined by sequence alignment
25 programs and parameters described elsewhere herein. A biologically active variant of a polypeptide of the invention may differ from that polypeptide by as few as 1-15 amino acid residues, as few as 1-10, such as 6-10, as few as 5, as few as 4, 3, 2, or even 1 amino acid residue.

The polypeptides employed herein (i.e., the sucrose transporters or the
30 sequences that influence fatty acid accumulation (i.e., the SUT2, SUT4, DGAT, lec1 and ODP1 sequences)) may be altered in various ways including amino acid substitutions, deletions, truncations, and insertions. Methods for such manipulations are generally known in the art. For example, amino acid sequence variants and fragments of the sucrose transport polypeptides of the invention can be prepared by

mutations in the DNA. Methods for mutagenesis and polynucleotide alterations are well known in the art. See, for example, Kunkel (1985) *Proc. Natl. Acad. Sci. USA* 82:488-492; Kunkel *et al.* (1987) *Methods in Enzymol.* 154:367-382; U.S. Patent No. 4,873,192; Walker and Gaastra, eds. (1983) *Techniques in Molecular Biology* (MacMillan Publishing Company, New York) and the references cited therein.

5 Guidance as to appropriate amino acid substitutions that do not affect biological activity of the protein of interest may be found in the model of Dayhoff *et al.* (1978) *Atlas of Protein Sequence and Structure* (Natl. Biomed. Res. Found., Washington, D.C.), herein incorporated by reference. Conservative substitutions, such as

10 exchanging one amino acid with another having similar properties, may be optimal.

Thus, the polynucleotides employed herein include both the naturally occurring sequences as well as mutant forms. Likewise, the polypeptides of the invention encompass naturally occurring polypeptides as well as variations and modified forms thereof. Such variants will continue to possess sucrose transport activity as described

15 herein, influence oil accumulation, or have DGAT, ODP-1 or Lec1 activity. Obviously, the mutations that will be made in the DNA encoding the variant must not place the sequence out of reading frame and optimally will not create complementary regions that could produce secondary mRNA structure. See, EP Patent Application Publication No. 75,444.

20 The deletions, insertions, and substitutions of the sucrose transporters or the sequences that influence fatty acid accumulation (i.e., the SUT2, SUT4, DGAT, lec1 and ODP1 sequences) encompassed herein are not expected to produce radical changes in the characteristics of the polypeptide. However, when it is difficult to predict the exact effect of the substitution, deletion, or insertion in advance of doing so, one skilled

25 in the art will appreciate that the effect will be evaluated by routine screening assays. That is, the activity can be evaluated by functional assays of sucrose transporter genes. See, for example, Example 2 of the invention as described herein below. Methods of evaluating oil content are described in Examples 7, 8, 14, 15 and 16.

Variant polynucleotides and polypeptides also encompass sequences and

30 polypeptides derived from mutagenic and recombinogenic procedures such as DNA shuffling. With such a procedure, one or more different sucrose transporter coding sequences can be manipulated to create new sucrose transporter polypeptides possessing the desired properties. In this manner, libraries of recombinant polynucleotides are generated from a population of related sequence polynucleotides

comprising sequence regions that have substantial sequence identity and can be homologously recombined *in vitro* or *in vivo*. Strategies for such DNA shuffling are known in the art. See, for example, Stemmer (1994) *Proc. Natl. Acad. Sci. USA* 91:10747-10751; Stemmer (1994) *Nature* 370:389-391; Cramer *et al.* (1997) *Nature Biotech.* 15:436-438; Moore *et al.* (1997) *J. Mol. Biol.* 272:336-347; Zhang *et al.* (1997) *Proc. Natl. Acad. Sci. USA* 94:4504-4509; Cramer *et al.* (1998) *Nature* 391:288-291; and U.S. Patent Nos. 5,605,793 and 5,837,458.

A “high oil plant” is defined as a transgenic plant having higher oil content when compared to a non-transgenic or null segregant plant. The transgenic plant comprises in its genome at least one recombinant DNA construct comprised of a polynucleotide operably linked to at least one regulatory element. The polynucleotide can encode a protein that is involved in fatty acid accumulation. Examples of such a protein include, but are not limited to: DGAT, Lec1 and ODP1 transcription factor. Alternatively, expression of the polynucleotide can result in silencing of an expressed gene resulting in fatty acid accumulation. Examples of said gene include, but are not limited to, phosphoglucomutase (PGM).

A high oil plant can be obtained by various ways, examples of which include, but are not limited to: selection of naturally occurring allelic variant plants that consistently exhibit oil content higher than the control, mutagenesis followed by selection based on increase in oil content above the control plants, and any manipulation that induces or represses activity of a gene that results in a high oil plant.

The plant with naturally occurring allelic variants for high oil phenotype can be, but is not limited to, *Arabidopsis* (Hobbs *et al.*, *Plant Physiology* (2004) 136(2): 3341-3349), corn (US Application No. 11680922; Zheng *et al.*, (2008) *Nature Genetics*, 40(3): 367-372), canola (Delourme *et al.*, (2006) *Theoretical and Applied Genetics* 113(7): 1331-1345), and soybean (Panthee *et al.*, (2005) *Crop Science* 45(5): 2015-2022).

In the context of this invention, a high oil line is any plant that when a sucrose transporter is overexpressed, a further increase of oil results as compared to a plant that does not have overexpression of a sucrose transporter gene.

A high oil plant can include any plant with an increase in the level of oil in the plant or plant part, for example, in the seed or kernel and/or the embryo or germ, or any combination thereof. For example, increased oil content can comprise an increase in overall oil level in the plant or plant part of about 0.1%, 0.5%, 1%, 5%, 10%, 20%,

30%, 40%, 50%, 60%, 70%, 80%, 90%, 100%, 120%, or greater when compared to a control plant or plant part. Alternatively, the increased level of oil can include about a 0.5-fold, 1-fold, 2-fold, 4-fold, 8-fold, 16-fold, 32-fold, or greater overall increase in oil level in the plant or the plant part when compared to a control plant or plant part. See,
5 US Application No. 11/680,922, herein incorporated by reference in its entirety.

“Diacylglycerol acyltransferase” or “DGAT” is an integral membrane protein that catalyzes the final enzymatic step in the production of triacylglycerols in plants, fungi and mammals. This enzyme is responsible for transferring an acyl group from acyl-coenzyme-A to the sn-3 position of 1,2-diacylglycerol (“DAG”) to form
10 triacylglycerol (“TAG”). DGAT is associated with membrane and lipid body fractions in plants and fungi, particularly, in oilseeds where it contributes to the storage of carbon used as energy reserves. DGAT is known to regulate TAG structure and direct TAG synthesis. Furthermore, it is known that the DGAT reaction is specific for oil synthesis. Active variants and fragments of a DGAT polypeptide when expressed in a
15 plant or plant seed will therefore increase the oil content of a plant seed.

Two different families of DGAT proteins have been identified. The first family of DGAT proteins (“DGAT1”) is related to the acyl-coenzyme A:cholesterol acyltransferase (“ACAT”) and has been described in U.S. Patent Nos. 6,100,077 and 6,344,548, both of which are herein incorporated by reference. A second family of
20 DGAT proteins (“DGAT2”) is unrelated to the DGAT1 family and is described in PCT Patent Publication WO 2004/011671 published February 5, 2004 and herein incorporated by reference. Other references to DGAT genes and their use in plants include PCT Publication No. WO1998/055,631 and US Patent No. 6,822,141, each of which is herein incorporated by reference.

25 “DGAT” and diacylglycerol acyltransferase are used interchangeably herein and refer to any member, or combination, of the DGAT1 or DGAT2 family of proteins.

Plant and fungal DGAT genes have been described previously (US Patent Nos. 7198937 and 7,465,565, US Publication No. 2008/0295204, US Application Nos. 12/470,569 and 12/470,517). Each of these references is herein incorporated by
30 reference. Non-limiting examples of DGAT sequences and active variant thereof from *Yarrowia lipolytica* are set forth in SEQ ID NO: 127 and 179-191.

Leafy cotyledon1 or Lec1/Hap3 is a key regulator of seed development in plants. Lec1 is a CCAAT-binding factor (CBF) –type transcription factor. The terms leafy cotyledon 1, Hap3, Lec1, and Hap3/Lec1 are used interchangeably herein and refer to a

class of transcription factors. US Patent No. 6,235,975 describes leafy cotyledon1 genes and their uses. A pending US patent application (US Application No. 11/899,370) relates to isolated nucleic acid fragments encoding Lec1 related transcription factors. Issued patent (US Patent No. 7,294,759) describes the use of Lec1 genes for altering oil content in plants. Each of these applications is herein incorporated by reference in their entirety. In *Arabidopsis*, Lec1 has been shown to regulate the expression of fatty acid biosynthetic genes (Mu *et al.*, *Plant Physiology* (2008) 148: 1042-1054).

Both starch and fatty acid biosynthesis occur in plastids. These biosynthetic pathways compete for the same precursors such as glucose-6-phosphate. Phosphoglucomutase (PGM) that facilitates the interconversion of glucose -6-phosphate (G6P) and glucose -1-phosphate is an important regulator of these pathways (Periappuram *et al.*, (2000) *Plant Physiol.* 122:1193-1199). Also there are plastidic and cytosolic forms of phosphoglucomutase and both catalyze the conversion of glucose-6-phosphate to glucose 1-phosphate in different subcellular locations.

Previous reports on a plastidic PGM mutant (*pgm-1*) from the oilseed plant *Arabidopsis* (Caspar *et al.*, (1985) *Plant Physiol.* 79:11-17; Periappuram *et al.*, (2000) *Plant Physiol.* 122:1193-1199) indicated that *pgm-1* mutant plants showed a decrease in seed lipid content and an increase in leaf soluble carbohydrates. High levels of soluble carbohydrates were also observed in starchless *Nicotiana sylvestris* plants deficient in the plastidic PGM activity (Huber and Hanson, (1992) *Plant Physiol.* 99:1449-1454). Yet another effect of reduced starch content on carbon partitioning was observed in pea (*Pisum sativum*). Seeds from wild type pea typically contain 60% of the seed dry weight as starch. The *rug3* locus of *Pisum sativum* encodes the pea plastidic phosphoglucomutase. Pea seeds, of the *rug3rug3* genotype, substantially lacking plastidic phosphoglucomutase activity, have a wrinkled phenotype, higher levels of sucrose and an increased lipid content at maturity (EP No. 1001029A1; Casey *et al.*, (1998) *J. Plant Physiol.* 152: 636-640).

Issued US Patent Nos. 7,250,557 and 7,323,560 respectively describe isolated plastidic phosphoglucomutase nucleic acids and methods of use of these nucleic acids in altering oil content in plants. Also, US Application No. 12/470,509 describes transgenic plants with altered DGAT and PGM expression profiles to achieve increased oil content and different fatty acid expression profiles. Each of these references is herein incorporated by reference in their entirety.

Ovule Development Protein (ODP) is a transcription factor containing two AP2 domains. AP2 transcription factors (herein referred to interchangeably as "AP2 domain transcription factors", "AP2 proteins", or "AP2 transcription factor proteins") such as ODP, activate several genes in the oil or TAG biosynthetic pathway in the plant cell.

5 USPRV 61/165,548 describes the use of an ODP-1 gene for alteration of oil traits in plants. US patent no. 7,579,529 describes an AP2 domain transcription factor and methods of its use. US Patent No. 7,157,621 discloses the use of ODP transcription factor for increasing oil content in plants. Each of these references is herein incorporated by reference in their entirety.

10 The terms "triacylglycerol", "oil" and "TAGs" refer to neutral lipids composed of three fatty acyl residues esterified to a glycerol molecule (and such terms will be used interchangeably throughout the present disclosure herein). Such oils can contain long chain PUFAs, as well as shorter saturated and unsaturated fatty acids and longer chain saturated fatty acids. Thus, "oil biosynthesis" generically refers to the synthesis

15 of TAGs in the cell.

"Sucrose transporters" (SUTs) are polynucleotides that encode a class of sucrose/H⁺ symporters that facilitate transport of sucrose across plant membranes in various plant tissues. Sucrose transporters are present in many plants including, but not limited to, maize, spinach, potato, tomato, pea, *Arabidopsis*, celery, grape, tobacco,

20 *Lotus*, broad bean, and rice (for a review see Kuhn, C. (2003) *Plant biol.* 5:215-232; Allen *et al.* U.S. Patent No. 7288645). The terms "sucrose transporter" and SUT are used interchangeably herein. Three subfamilies of SUTs are known in plants. The SUT1 subfamily is defined as high affinity, low capacity transporters; the SUT2 subfamily is defined as low affinity or very low affinity, high capacity transporters;

25 and, the SUT4 subfamily is defined as medium or low affinity, high capacity transporters (Rosche *et al.* (2002) *The Plant Journal* 30(2): 165-175; Kuhn, C. (2003) *Plant biol.* 5:215-232; Sauer, N. (2007) *FEBS Letters* 581:2309-2317; Lalonde *et al.* (2004) *Ann. Rev. Plant Biol.* 55:341-372). The SUT1 subfamily of high affinity transporters is not relevant to this invention. AtSUT2 is a member of the SUT2 group

30 (Schulze *et al.* (2000) *FEBS Letters* 485: 189-194). The SUT4 group, of which AtSUT4 is a member, are low affinity transporters which are expressed in sink tissues and may function in phloem loading within source tissues (Weise *et al.* (2000) *The Plant Cell* 12:1345-1355). Active variants and fragments of sucrose transporters will retain the ability to transport sucrose.

Others refer to sucrose transporters based on substrate affinity values. Herein, sucrose transporters are further classified based on phylogenetic tree analysis. One example of phylogenetic tree analysis can be found in Kuhn (Kuhn, C, *Plant biol* (2003) 5: 215-232).

5 Overexpression of sucrose transporters in seeds affects seed development and results in increased carbon flux into developing cotyledons (Rosche *et al.* (2002) *The Plant Journal* 30(2):165-175; Rosche *et al.* (2005) *Functional Plant Biology* 32: 997-1007). In addition, studies have shown that heterologous expression of sucrose transporters results in increased sucrose uptake (Leggewie *et al.* (2003) *Planta* 217: 10 158-167).

Methods and compositions relating to the overexpression of sucrose transporters (such as SUT2 or SUT4 sucrose transporters) in high oil plants are provided. In one embodiment, a high oil plant comprising recombinant DNA constructs that overexpress SUT2 or SUT4 sucrose transporters which further increase plant seed oil production 15 compared to a high oil plant comprising recombinant DNA constructs that do not overexpress SUT2 or SUT4 transporters and do not further increase plant seed oil production is provided. Overexpression of SUT2 or SUT4 sucrose transporters in a high oil plant resulting in further increase in oil production provides a significant advantage in the state of the art.

20 It is well understood by those skilled in the art that different promoters may direct the expression of a gene in different tissues or cell types, or at different stages of development, or in response to different environmental conditions. A number of promoters can be used in recombinant DNA constructs to overexpress sucrose transporters and/or the sequences that influence fatty acid accumulation (i.e., DGAT, 25 lec1 and ODP1 sequences) in plants. In particular embodiments of the invention, these promoters include, but are not limited to, the *Glycine max* annexin promoter (Kinney and Liu, US Patent No. 7,129,089), the *Glycine max* glycinin Gy1 promoter (WO Patent No. 2004/071467), *Glycine max* β -conglycinin α' -subunit (Beachy *et al.*, EMBO J. 4:3047-3053 (1985), *Glycine max* kunitz trypsin inhibitor (Jofuku *et al.*, Plant Cell 1: 30 1079-1093 (1989), *Glycine max* albumin 2S (US Patent No. 6177613), *Pisum sativum* legumin A1 (Rerie *et al.*, Mol. Gen. Genet. 225: 148-157 (1991)), *Glycine max* β -conglycinin β -subunit (WO 2004/071467), *Glycine max* BD30 (also called P34) (US Patent No. 7129089), and *Pisum sativum* legumin A2 (Rerie *et al.*, Mol. Gen. Genet. 225:148-157 (1991)). Each of these references is herein incorporated by reference in

their entirety.

A recombinant construct can further comprise a terminator sequence operably linked to the polynucleotide of interest. Terminators include, but are not limited to, bean phaseolin 3' terminator (WO 2004/071467), *Glycine max* Myb2 3' (US
5 Application No. 12/486793), *Glycine max* kunitz trypsin inhibitor 3' (WO 2004/071467), *Glycine max* BD30 (also called P34) 3' (WO 2004/071467), *Pisum sativum* legumin A2 3' (WO 2004/071467), and *Glycine max* albumin 2S 3' (WO 2004/071467).

For instance, PCT Publication No. WO 2004/071467 and US Patent No.
10 7,129,089 describe the isolation of a number of promoter and transcription terminator sequences for use in embryo-specific expression in soybean. Furthermore, PCT Publication Nos. WO 2004/071467 and US Patent No. 7,129,089 describe the synthesis of multiple promoter/gene/terminator cassette combinations by ligating individual promoters, genes, and transcription terminators together in unique combinations.

15 Generally, a *NotI* site flanked by the suitable promoter (promoters include, but are not limited to, *Glycine max* annexin promoter (Kinney and Liu, US Patent No. 7,129,089), the *Glycine max* glycinin Gy1 promoter (WO Patent No. 2004/071467), *Glycine max* β -conglycinin α' subunit (Beachy *et al.*, EMBO J. 4:3047-3053 (1985), *Glycine max* kunitz trypsin inhibitor (Jofuku *et al.*, Plant Cell 1: 1079-1093 (1989), *Glycine max*
20 albumin 2S (US Patent No. 6177613), *Pisum sativum* legumin A1 (Rerie *et al.*, Mol. Gen. Genet. 225: 148-157 (1991)), *Glycine max* β -conglycinin β -subunit (WO 2004/071467), *Glycine max* BD30 (also called P34) (US Patent No. 7129089), and *Pisum sativum* legumin A2 (Rerie *et al.*, Mol. Gen. Genet. 225:148-157 (1991)) and a
25 transcription terminator (transcription terminators include, but are not limited to, bean phaseolin 3' terminator (WO 2004/071467), *Glycine max* Myb2 3' (US Application No. 12/486793), *Glycine max* kunitz trypsin inhibitor 3' (WO 2004/071467), *Glycine max* BD30 (also called P34) 3' (WO 2004/071467), *Pisum sativum* legumin A2 3' (WO 2004/071467), and *Glycine max* albumin 2S 3' (WO 2004/071467).is used to clone the
30 desired gene. *NotI* sites can be added to a gene of interest using PCR amplification with oligonucleotides designed to introduce *NotI* sites at the 5' and 3' ends of the gene. The resulting PCR product is then digested with *NotI* and cloned into a suitable promoter/*NotI*/terminator cassette. Although gene cloning into expression cassettes is often done using the *NotI* restriction enzyme, one skilled in the art can appreciate that a number of restriction enzymes can be utilized to achieve the desired cassette. Further,

one skilled in the art will appreciate that other cloning techniques including, but not limited to, PCR-based or recombination-based techniques can be used to generate suitable expression cassettes.

5 In addition, WO 2004/071467 and US Patent No. 7,129,089 describe the further linking together of individual promoter/gene/transcription terminator cassettes in unique combinations and orientations, along with suitable selectable marker cassettes, in order to obtain the desired phenotypic expression. Although this is done mainly using different restriction enzymes sites, one skilled in the art can appreciate that a number of techniques can be utilized to achieve the desired promoter/gene/transcription
10 terminator combination or orientations. In so doing, any combination and orientation of embryo-specific promoter/gene/transcription terminator cassettes can be achieved. One skilled in the art can also appreciate that these cassettes can be located on individual DNA fragments or on multiple fragments where co-expression of genes is the outcome of co-transformation of multiple DNA fragments.

15 It is recognized that other promoters may be used in recombinant DNA constructs to over-express sucrose transporters and/or other polypeptides of the invention in plants. Such promoters can be the native promoter of the polynucleotides (i.e., to the sucrose transporters or to the sequence whose expression influence oil accumulation, DGAT, Lec1 or ODP-1), or they may be selected based on the desired
20 outcome. Thus, nucleic acids of the invention can be combined with constitutive, tissue-preferred, or other promoters for expression in plants.

Such constitutive promoters include, for example, the core promoter of the Rsyn7 promoter and other constitutive promoters disclosed in WO 99/43838 and U.S. Patent No. 6,072,050; the core CaMV 35S promoter (Odell *et al.* (1985) *Nature*
25 313:810-812); rice actin (McElroy *et al.* (1990) *Plant Cell* 2:163-171); ubiquitin (Christensen *et al.* (1989) *Plant Mol. Biol.* 12:619-632 and Christensen *et al.* (1992) *Plant Mol. Biol.* 18:675-689); pEMU (Last *et al.* (1991) *Theor. Appl. Genet.* 81:581-588); MAS (Velten *et al.* (1984) *EMBO J.* 3:2723-2730); ALS promoter (U.S. Patent No. 5,659,026), and the like. Other constitutive promoters include, for example, U.S.
30 Patent Nos. 5,608,149; 5,608,144; 5,604,121; 5,569,597; 5,466,785; 5,399,680; 5,268,463; 5,608,142; and 6,177,611.

"Seed-preferred" promoters include both "seed-specific" promoters (those promoters active during seed development such as promoters of seed storage proteins) as well as "seed-germinating" promoters (those promoters active during seed

germination). See Thompson *et al.* (1989) *BioEssays* 10:108, herein incorporated by reference. Such seed-preferred promoters include, but are not limited to, Cim1 (cytokinin-induced message); cZ19B1 (maize 19 kDa zein); milps (myo-inositol-1-phosphate synthase) (see WO 00/11177 and U.S. Patent No. 6,225,529; herein
5 incorporated by reference). Gamma-zein is an endosperm-specific promoter. Globulin 1 (Glb-1) is a representative embryo-specific promoter. For dicots, seed-specific promoters include, but are not limited to, bean β -phaseolin, napin, β -conglycinin, soybean lectin, cruciferin, and the like. For monocots, seed-specific promoters include, but are not limited to, maize 15 kDa zein, 22 kDa zein, 27 kDa zein, gamma-zein,
10 waxy, shrunken 1, shrunken 2, Globulin 1, etc. See also WO 00/12733, where seed-preferred promoters from *end1* and *end2* genes are disclosed; herein incorporated by reference.

Compositions provided include plants, plant cells, and plant seeds having incorporated into their genomes a first recombinant or heterologous DNA construct and
15 a second recombinant or heterologous DNA construct. The first DNA construct comprises a first polynucleotide operably linked to at least one regulatory element, wherein said polynucleotide when expressed results in increased oil in the plant. The second DNA construct comprises a second polynucleotide operably linked to at least one regulatory element, wherein the second polynucleotide encodes a polypeptide that
20 is a SUT4 or SUT2 sucrose transporter or an active variant or fragment thereof. The plant seeds from such plants exhibit an increased oil content when compared to a plant seed that does not comprise the second polynucleotide encoding the SUT4 or SUT2 sucrose transporter or an active variant or fragment thereof.

In one embodiment, the first polynucleotide which when expressed results in
25 increased oil content in the plant comprises a sequence encoding a DGAT polypeptide or an active variant or fragment thereof, including but not limited to a sequence encoding a DGAT1 polypeptide and/or a DGAT2 polypeptide and the second polynucleotide encodes a SUT4 and/or SUT2 sucrose transporter. Non-limiting examples of DGAT sequences that can be used are set forth in Table 1 and Table 5 or
30 active fragments or variants thereof. In still further embodiments, the DGAT sequence employed comprises a polynucleotide encoding a polypeptide having at least 80%, 85%, 90%, 91%, 92%, 93%, 94%, 95%, 96%, 97%, 98%, or 99% sequence identity to the DGAT sequences set forth in any one of SEQ ID NOS: 180, 182, 184, 186, 188, 190 or 191. Such sequences will continue to have DGAT activity and thus increase the

oil content of a seed when expressed the seed or the plant. In such embodiments, the second polynucleotide may comprise a polynucleotide encoding a SUT2 and/or SUT4 polypeptide or an active variant or fragment thereof. Non-limiting examples of SUT2 or SUT4 polypeptide are set forth in Table 1. Thus, the SUT2 and/or SUT4 polypeptides employed can comprises a polynucleotide encoding a polypeptide having at least 80%, 85%, 90%, 91%, 92%, 93%, 94%, 95%, 96%, 97%, 98%, or 99% sequence identity to the SUT2 or SUT4 sequences set forth in any one of SEQ ID NOS: 4, 6, 34, 36, 38, 40-50, 52-83, 85, 150, and/or 178. Such sequences will continue to have SUT2 or SUT4 activity (i.e., transport sucrose). The plant seeds from such plants exhibit an increased oil content when compared to a plant seed that does not comprise the second polynucleotide encoding the SUT4 or SUT2 sucrose transporter.

In a further non-limiting embodiment, the plant, plant seed, or plant cell comprises a first polynucleotide encoding a DGAT polypeptide having at least 85%, 90%, 91%, 92%, 93%, 94%, 95%, 96%, 97%, 98%, or 99% sequence identity to SEQ ID NO: 180, 182, 184, 186, 188, 190 or 191, and the second polynucleotide encodes a sucrose transporter polypeptide having an amino acid sequence of at least 85%, 90%, 91%, 92%, 93%, 94%, 95%, 96%, 97%, 98%, or 99% sequence identity when compared to SEQ ID NOS: 38, 40, 34, 6, and/or 4. Such sequences will continue to have DGAT activity and thus increase the oil content of a seed when expressed the seed or the plant and will continue to have SUT2 or SUT4 activity (i.e., transport sucrose), respectively.

The plant seeds from such plants exhibit an increased oil content when compared to a plant seed that does not comprise the second polynucleotide encoding the SUT4 or SUT2 sucrose transporter.

Further compositions provided include plants, plant cells, and plant seeds having incorporated into their genomes a first and a second recombinant or heterologous DNA construct, wherein the first polynucleotide encodes a Lec1 polypeptide or an active variant or fragment thereof, and the second polynucleotide encodes a SUT2 and/or a SUT4 polypeptide or an active variant or fragment thereof, including, but not limited to, the SUT4 and SUT2 polypeptides disclosed in Table 1. Thus, in specific embodiments, the SUT2 and/or SUT4 polypeptides employed can comprises a polynucleotide encoding a polypeptide having at least 80%, 85%, 90%, 91%, 92%, 93%, 94%, 95%, 96%, 97%, 98%, or 99% sequence identity to the SUT2 or SUT4 sequences set forth in any one of SEQ ID NOS: 4, 6, 34, 36, 38, 40-50, 52-83,

85, 150, and/or 178. The plant seeds from such plants exhibit an increased oil content when compared to a plant seed that does not comprise the second polynucleotide encoding the SUT4 or SUT2 sucrose transporter. Such sequences will continue to have SUT2 or SUT4 activity (i.e., transport sucrose).

5 Further compositions provided include plants, plant cells, and plant seeds having incorporated into their genomes a first and a second recombinant or heterologous DNA construct, wherein the first polynucleotide comprises a polynucleotide encoding an ODP-1 polypeptide or an active variant or fragment thereof, and the second polynucleotide encodes a SUT2 and/or a SUT4 polypeptide or
10 active variant or fragment thereof, including, but not limited to, the SUT4 and SUT2 polypeptides disclosed in Table 1. Thus, in specific embodiments, the SUT2 and/or SUT4 polypeptides employed can comprises a polynucleotide encoding a polypeptide having at least 80%, 85%, 90%, 91%, 92%, 93%, 94%, 95%, 96%, 97%, 98%, or 99% sequence identity to the SUT2 or SUT4 sequences set forth in any one of SEQ ID
15 NOS: 4, 6, 34, 36, 38, 40-50, 52-83, 85, 150, and/or 178. Such sequences will continue to have SUT2 or SUT4 activity (i.e., transport sucrose). The plant seeds from such plants exhibit an increased oil content when compared to a plant seed that does not comprise the second polynucleotide encoding the SUT4 or SUT2 sucrose transporter.

Still further compositions provided include plants, plant cells, and plant seeds
20 having incorporated into their genomes a first and a second recombinant or heterologous DNA construct, wherein the first polynucleotide, when expressed result in silencing of an expressed gene resulting in fatty acid accumulation, including but not limited to, the silencing of phosphoglucomutase, and the second polynucleotide comprises a SUT2 and/or a SUT4 polypeptide or an active variant or fragment thereof,
25 including but not limited to those disclosed in Table 1. The plant seeds from such plants exhibit an increased oil content when compared to a plant seed that does not comprise the second polynucleotide encoding the SUT4 or SUT2 sucrose transporter.

As discussed elsewhere herein, any of the plants, plant cells or seeds disclosed herein can be from any plant, including, but not limited to, maize, soybean, sunflower,
30 sorghum, canola, wheat, alfalfa, cotton, rice, barley, millet, sugar cane or switchgrass.

Methods are provided for further increasing oil content in a high oil plant seed. The Methods comprises (a) introducing into a regenerable high oil plant cell a recombinant DNA construct comprising a polynucleotide operably linked to at least one regulatory sequence, wherein the polynucleotide encodes a polypeptide that is a

SUT4 and/or SUT2 sucrose transporter polypeptide or an active variant or fragment thereof; (b) regenerating a transgenic plant from the regenerable plant cell, where the transgenic plant comprises in its genome the recombinant DNA construct; (c) obtaining a progeny plant derived the transgenic plant, where the progeny plant comprises in its genome the recombinant DNA construct and exhibits increased oil content when compared to a plant not comprising the recombinant DNA construct.

In such methods, any polynucleotide encoding a SUT2 and/or SUT4 polypeptide set forth in Table 1, or active variants or fragments thereof can be employed. For example, in one embodiment, the recombinant DNA construct encodes a polypeptide having an amino acid sequence of at least 80%, 85%, 90%, 91%, 92%, 93%, 94%, 95%, 96%, 97%, 98%, or 99% sequence identity, when compared to SEQ ID NOS: 38, 40, 34, 6, 4, 36, 41, 42, 43, 44, 45, 46, 47, 48, 49, 50, 52-83, 85, 150, or 178, wherein said sequence continue to encode a polypeptide having sucrose transporter activity.

In one embodiment, the regenerable high oil plant cell employed in the method comprises a second recombinant DNA construct comprising a sequence that influences fatty acid accumulation, such as, a sequence encoding a diacylglycerol acyltransferase (DGAT) polypeptide or an active variant or fragment thereof, a Lec1 transcription factor polypeptide or an active variant or fragment thereof, or an ODP-1 transcription factor polypeptide or an active variant or fragment thereof.

In one non-limiting method, the regenerable high oil plant cell employed in the method has stably incorporated into its genome a recombinant or heterologous construct comprising a DGAT polypeptide or an active variant or fragment thereof, including but not limited to a sequence encoding a DGAT1 polypeptide or a DGAT2 polypeptide. Non-limiting examples of DGAT sequences that can be present in the regenerable high oil plant cell include those set forth in Table 1 and Table 5 or an active fragments or variants thereof. In still further embodiments, the DGAT sequence employed comprises a polynucleotide encoding a polypeptide having at least 80%, 85%, 90%, 91%, 92%, 93%, 94%, 95%, 96%, 97%, 98%, or 99% sequence identity to the DGAT sequences set forth in any one of SEQ ID NOS: 180, 182, 184, 186, 188, 190, or 191. Such sequences will continue to have DGAT activity and thus increase the oil content of a seed when expressed the seed or the plant.

Further provided is a method of evaluating increased oil content in a plant seed. The method comprises (a) obtaining a transgenic plant, wherein the transgenic plant comprises in its genome a recombinant or heterologous DNA construct comprising a

polynucleotide operably linked to at least one regulatory element, wherein the polynucleotide encodes a SUT4 or SUT2 polypeptide or an active variant or fragment thereof; (b) obtaining a progeny plant derived from the transgenic plant, where the progeny plant comprises in its genome the recombinant DNA construct; (c) obtaining
5 seed from the progeny plant; and (d) evaluating the seed for increased oil content compared to a plant seed not comprising the recombinant or heterologous DNA construct.

In such methods, any polynucleotide encoding a SUT2 and/or SUT4 polypeptide set forth in Table 1, or active variants or fragments thereof can be employed. For
10 example, in one embodiment, the recombinant DNA construct encodes a polypeptide having an amino acid sequence of at least 50%, 80%, 85%, 90%, 91%, 92%, 93%, 94%, 95%, 96%, 97%, 98%, or 99% sequence identity, when compared to SEQ ID NOS: 38, 40, 34, 6, 4, 36, 41, 42, 43, 44, 45, 46, 47, 48, 49, 50, 52-83, 85, 150, or 178, wherein said sequence continue to encode a polypeptide having sucrose transporter
15 activity.

In one embodiment, the transgenic plant employed in the method can further comprise a second recombinant or heterologous DNA construct encoding a diacylglycerol acyltransferase (DGAT) polypeptide or an active variant or fragment thereof, a Lec1 transcription factor polypeptide or an active variant or fragment thereof,
20 or an ODP-1 transcription factor polypeptide or an active variant or fragment thereof.

In one non-limiting method, the transgenic plant employed in the method has stably incorporated into its genome a recombinant or heterologous construct comprising a DGAT polypeptide or an active variant or fragment thereof, including but not limited to a sequence encoding a DGAT1 polypeptide or a DGAT2 polypeptide.
25 Non-limiting examples of DGAT sequences that can be present in the regenerable high oil plant cell include those set forth in Table 1 and Table 5 or an active fragment or variant thereof. In still further embodiments, the DGAT sequence employed comprises a polynucleotide encoding a polypeptide having at least 80%, 85%, 90%, 91%, 92%, 93%, 94%, 95%, 96%, 97%, 98%, or 99% sequence identity to DGAT sequences set
30 forth in any one of SEQ ID NOS: 180, 182, 184, 186, 188, 190, or 191.

As discussed elsewhere herein, any of the methods disclosed herein can employ any plant, including, but not limited to, maize, soybean, sunflower, sorghum, canola, wheat, alfalfa, cotton, rice, barley, millet, sugar cane or switchgrass.

Further provide are isolated polynucleotides and polypeptides. Compositions

include an
an isolated or recombinant polynucleotide comprising: (a) a nucleotide sequence
encoding a polypeptide having at least 80%, 85%, 90%, 91%, 92%, 93%, 94%, 95%,
96%, 97%, 98%, 99%, or 100% sequence identity to SEQ ID NOs: 52, 85, 150, or 178,
5 sequences will continue to have sucrose transport activity; or, (b) the complement of
the nucleotide sequence, wherein the complement and the nucleotide sequence contain
the same number of nucleotides and are 100% complementary. Further provided is an
isolated or recombinant polynucleotide which comprising at least 80%, 85%, 90%,
91%, 92%, 93%, 94%, 95%, 96%, 97%, 98%, 99%, or 100% sequence identity the
10 nucleotide sequence of SEQ ID NOs: 51, 84, 149, or 177.

Further provided is a recombinant DNA construct comprising (a) a nucleotide
sequence encoding a polypeptide having at least 80%, 85%, 90%, 91%, 92%, 93%,
94%, 95%, 96%, 97%, 98%, 99%, or 100% sequence identity to SEQ ID NOs: 52, 85,
150, or 178; (b) the complement of the nucleotide sequence, wherein the complement
15 and the nucleotide sequence contain the same number of nucleotides and are 100%
complementary; or (c) a nucleotide sequence comprising at least 80%, 85%, 90%, 91%,
92%, 93%, 94%, 95%, 96%, 97%, 98%, 99%, or 100% sequence identity the nucleotide
sequence of SEQ ID NOs: 51, 84, 149, or 177; wherein the nucleotide sequence is
operably linked to at least one regulatory sequence.

20 Additional compositions include cells, plants, plant cells, and seed comprising a
heterologous polynucleotide comprising (a) a nucleotide sequence encoding a
polypeptide, having at least 80%, 85%, 90%, 91%, 92%, 93%, 94%, 95%, 96%, 97%,
98%, 99%, or 100% sequence identity to SEQ ID NOs: 52, 85, 150, or 178, wherein the
sequences will continue to have sucrose transport activity; (b) the complement of the
25 nucleotide sequence, wherein the complement and the nucleotide sequence contain the
same number of nucleotides and are 100% complementary; or (c) a nucleotide sequence
comprising at least 80%, 85%, 90%, 91%, 92%, 93%, 94%, 95%, 96%, 97%, 98%,
99%, or 100% sequence identity the nucleotide sequence of SEQ ID NOs: 51, 84, 149,
or 177, wherein said sequence encode a polypeptide having sucrose transport activity.
30 In further embodiments, the heterologous polynucleotide can be in a recombinant DNA
construct. As discussed elsewhere herein, the cell may be eukaryotic, *e.g.*, a yeast,
insect or plant cell, or prokaryotic, *e.g.*, a bacterium. In another embodiment, the plants
or seeds derived from said plant wherein the plant is selected from, but not limited to,
the group consisting of: maize, soybean, sunflower, sorghum, canola, wheat, alfalfa,

cotton, rice, barley, millet, sugar cane and switchgrass.

Further provide are isolated or recombinant polypeptides which comprise an amino acid sequence having at least 80%, 85%, 90%, 91%, 92%, 93%, 94%, 95%, 96%, 97%, 98%, 99%, or 100% sequence identity to SEQ ID NOs: 52, 85, 150, or 178.

5

EXAMPLES

The present invention is further illustrated in the following Examples, in which parts and percentages are by weight and degrees are Celsius, unless otherwise stated. It should be understood that these examples, while indicating embodiments of the invention, are given by way of illustration only. From the above discussion and these Examples, one skilled in the art can ascertain the essential characteristics of this invention, and without departing from the spirit and scope thereof, can make various changes and modifications of the invention to adapt it to various usages and conditions. Furthermore, various modifications of the invention in addition to those shown and described herein will be apparent to those skilled in the art from the foregoing description. Such modifications are also intended to fall within the scope of the appended claims.

10

15

EXAMPLE 1

Cloning of *Arabidopsis thaliana* sucrose transporter genes

This example describes cloning of *Arabidopsis thaliana* sucrose transporter
5 genes, *ATSUC2* (AT1G22710, SEQ ID NO: 1), *ATSUT2* (AT2G02860, SEQ ID NO:
3), and *ATSUT4* (AT1G09960, SEQ ID NO: 5). Total RNA was prepared from 1
month-old *Arabidopsis thaliana* seedlings using TRIzol® Reagent (Invitrogen™, USA)
following the manufacturer's protocol. To make first strand cDNA, a reverse
transcription reaction was carried out as follows. A mixture (1 μL of 50 μM dTVN, 1
10 μL dNTP mix (10 μM each), 5 μg of total RNA, and 10 μL of water) was heated at
65°C for 5 min and immediately placed on ice for 1 min. The reaction mixture was
supplemented with 4 μL of 5X reverse transcription buffer, 1 μL of 0.1 M DTT, 1 μL of
anti RNase, and SuperScript III (Invitrogen™, USA). The reverse transcription reaction
was carried out for 1 h at 50°C. The reaction was stopped by incubating at 70°C for 15
15 min. Twenty microliters of water was added to the reaction. Synthesized first strand
cDNAs were used as templates in subsequent PCR reactions.

The PCR reactions, with the first-strand *Arabidopsis thaliana* cDNAs as
template, were individually carried out in 50 μL total volume comprising: 1 μL each of
10 μM forward and reverse primers, 2 μL cDNAs, 5 μL 10X PCR buffer, 1 μL dNTP
20 mix (10 μM each), 39 μL water and 1 μL Expand polymerase (Roche Applied Science,
Indianapolis, IN). Primers designed and used to introduce a NotI site flanking the
gene were YOL237 (SEQ ID NO: 7) and YOL132 (SEQ ID NO: 8) for *ATSUC2*,
YOL174 (SEQ ID NO: 9) and YOL175 (SEQ ID NO: 10) for *ATSUT2*, and YOL172
(SEQ ID NO: 11) and YOL173 (SEQ ID NO: 12) for *ATSUT4*. Amplification was
25 carried out at 94°C for 3 min, followed by 30 cycles at 94°C for 30 sec, 58°C for 30
sec, and 72°C for 2 min, followed by a final elongation cycle at 72°C for 6 min. PCR
products were gel-purified, cloned into pCRR2.1 (Invitrogen™, USA) using
manufacturer instructions and were sequence-verified. The resulting plasmids for each
gene were set forth as *ATSUC2*-pCRR2.1 (SEQ ID NO: 13), *ATSUT2*-pCRR2.1 (SEQ
30 ID NO: 14), and *ATSUT4*-pCRR2.1 (SEQ ID NO: 15) respectively.

To aid protein analyses, *ATSUC2*, *ATSUT2*, or *ATSUT4* with a hexa-histidine
tag at the carboxyl terminus (SEQ ID NO: 16; 17; and 18, respectively) was created by
PCR reactions as follows. Oligonucleotide primers used were YOL412 (SEQ ID NO:

19) and YOL413 (SEQ ID NO: 20) for ATSUC2, YOL416 (SEQ ID NO: 21) and YOL417 (SEQ ID NO: 22) for ATSUT2, and YOL414 (SEQ ID NO: 23) and YOL415 (SEQ ID NO: 24) for ATSUT4. Primers were designed to have a NotI restriction site flanking the gene. Templates were respective plasmids carrying the identical sucrose transporter genes either as in *ATSUC2* (AT1G22710, SEQ ID NO: 1), *ATSUT2* (AT2G02860, SEQ ID NO: 3), or *ATSUT4* (AT1G09960, SEQ ID NO: 5). PCR reaction was carried out in a 50 μ L total volume comprising: 1 μ L each of 10 μ M respective primers, 1 μ L template DNA (100 ng), 10 μ L 5X PCR buffer, 1 μ L dNTP mix (10 μ M each), 36 μ L water and 0.5 μ L Phusion polymerase (New England Biolabs, Inc., Ipswich, MA). Amplification was carried out at 98°C for 30 sec, followed by 30 cycles at 98°C for 10 sec, 55°C for 15 sec, and 72°C for 30 sec, followed by a final elongation cycle at 72°C for 6 min. PCR products were gel-purified and cloned into pCRR4BLUNT-TOPOR (Invitrogen) using manufacturer instructions. Based on sequencing analyses, the plasmids with the consensus sequences were set forth as RTW155 (ATSUC2HIS6) (SEQ ID NO: 25), RTW156 (ATSUT4HIS6) (SEQ ID NO: 26), and RTW157 (ATSUT2HIS6) (SEQ ID NO: 27).

EXAMPLE 2

Functional assays of *Arabidopsis thaliana* sucrose transporter genes in *Saccharomyces cerevisiae*

This example describes functional activity assays of *Arabidopsis thaliana* sucrose transporters in an invertase-deleted yeast strain (see on the World Wide Web at http://www-sequence.stanford.edu/group/yeast_deletion_project/deletions3.html). The method used was based on Sauer and Stolz (*Plant J.* (1994) 6: 67–77) with modification.

Using the yeast expression vector, pY75 (US Application No. 12/126,161 (SEQ ID NO: 3)), yeast expression plasmids containing *Arabidopsis thaliana* sucrose transporters described in Example 1 were constructed and employed in assays after transformation into yeast.

30 Construction of RTW247 (yeast ATSUC2HIS6):

The construction of plasmid RTW155 (ATSUC2HIS6) is described in Example 1. A fragment containing ATSUC2HIS6 gene was excised from RTW155 with NotI restriction enzyme digestion. This DNA was ligated to NotI linearized,

dephosphorylated pY75 vector DNA to give RTW247 (yeast ATSUC2HIS) (SEQ ID NO: 28).

Construction of RTW248 (yeast ATSUT4HIS):

The construction of plasmid RTW156 (ATSUT4HIS6) is described in Example 1. A fragment containing ATSUT4HIS6 gene was excised from RTW156 with NotI restriction enzyme digestion. This DNA was ligated to NotI linearized, dephosphorylated pY75 vector DNA to give RTW248 (yeast ATSUT4HIS) (SEQ ID NO: 29).

Construction of RTW249 (yeast ATSUT2HIS):

The construction of plasmid RTW157 (ATSUT2HIS6) is described in Example 1. A fragment containing ATSUT2HIS6 gene was excised from RTW157 with NotI restriction enzyme digestion. This DNA was ligated to NotI linearized, dephosphorylated pY75 vector DNA to give RTW249 (yeast ATSUT2HIS) (SEQ ID NO: 30).

Construction of RTW250 (yeast ATSUC2):

The construction of plasmid ATSUC2-pCRR2.1 is described in Example 1. A fragment containing ATSUC2 gene was excised from ATSUC2-pCRR2.1 with NotI restriction enzyme digestion. This DNA was ligated to NotI linearized, dephosphorylated pY75 vector DNA to give RTW250 (yeast ATSUC2) (SEQ ID NO: 31).

Construction of RTW251 (yeast ATSUT4):

The construction of plasmid ATSUT4-pCRR2.1 is described in Example 1. A fragment containing ATSUT4 gene was excised from ATSUT4-pCRR2.1 with NotI restriction enzyme digestion. This DNA was ligated to NotI linearized, dephosphorylated pY75 vector DNA to give RTW251 (yeast ATSUT4) (SEQ ID NO: 32).

Transformation of yeast

Plasmids RTW247 (yeast ATSUC2HIS), RTW248 (yeast ATSUT4HIS), RTW249 (yeast ATSUT2HIS), RTW250 (yeast ATSUC2), RTW251 (yeast ATSUT4), and the empty pY75 vector were transformed into the *Saccharomyces cerevisiae* strain that has deletion in invertase gene (see on the World Wide Web at http://www.sequence.stanford.edu/group/yeast_deletion_project/deletions3.html) using S. c. EasyComp Transformation Kit (Invitrogen) and manufacturer's instruction. Recombinant yeast colonies were selected on DOB agar plates supplemented with

CSM-leu (Qbiogene, Carlsbad, CA). DOB media are composed of 1.7 g yeast nitrogen base, 5 g ammonium sulfate, and 20 g Dextrose per liter.

Sucrose transporter assays in yeast

For functional assays of sucrose transporters in yeast, single colony from each
5 transformation was inoculated in 10 mL of DOB media supplemented with CSM-leu
and grown at 30°C for 48 h. This seed culture was used to inoculate the second culture
of 40 mL DOB media supplemented with CSM-leu. The culture was incubated at 30°C
for 16 h. After checking cell density at OD₅₇₅, cells were harvested by centrifugation.
Cells were washed by resuspending in culture media composed with DOB
10 supplemented with CSM-leu and 20 mM sucrose, followed by centrifugation. This step
was performed twice. After washing, 100 µL of an OD₅₇₅ culture of cells was added to
the final volume of 100 ml of DOB supplemented with CSM-leu and 20 mM sucrose.

Three replicates of each yeast culture were harvested by centrifugation (2,000 x
g for 10 min) at 1, 2, 3, 4 and 6 hours after culture initiation. The media was discarded
15 and the pelleted cells were re-suspended in 10 mL of deionized water, to remove any
residual media. The cells were pelleted again, the supernatant discarded, and the pellets
re-suspended in 1 mL deionized water prior to quantitative transfer to pre-weighed 2
mL capacity centrifuge tubes. The samples were frozen in liquid nitrogen and stored at
-80°C prior to lyophilization. The dry samples were re-weighed and the dry weight of
20 the cell pellets (average ~3mg/culture) was calculated and used to normalize the
carbohydrate concentrations (see below).

The dried yeast pellets were suspended in 1 mL 80% aqueous ethanol and, with
the tubes in ice, sonicated for 3 x 30 sec at a 50% power setting using a Vibra-Cell
fitted with a Model ASI probe (Sonics & Materials Inc; Newtown, CT, USA). The cell
25 debris was pelleted by centrifugation (16,000 x g for 10 min) and the supernatants were
transferred to clean 13x100mm screw-capped glass tubes fitted with Teflon[®] lined
closures. The pellets were extracted 3 more times with 1 mL volumes of 80% ethanol
as follows. After addition of the ethanol the tubes were vortex mixed and placed into
an ultrasonic bath (VWR Scientific Model 750D) filled with water heated to 60°C. The
30 samples were sonicated at full-power (~360 W) for 15 min and were then centrifuged
(10 min x 16,000 x g) with the supernatant from each extract pooled with those from
the previous extracts. Internal standard (10 µL, β-phenyl glucopyranoside (Sigma-
Aldrich P6876); 0.5000 +/- 0.0010g/100 mL stock in water) was added to each pooled

supernatant prior to drying in a Speedvac.

The dried samples were solubilized in anhydrous pyridine (Sigma-Aldrich P57506) containing 30 mg/mL of hydroxylamine HCl (Sigma-Aldrich 159417).

5 Samples were placed on an orbital shaker (300 rpm) overnight and were then heated for 1 hr (75°C) with vigorous vortex mixing applied every 15 min. After cooling to room temperature, 1 mL hexamethyldisilazane (Sigma-Aldrich H-4875) and 100 µL trifluoroacetic acid (Sigma-Aldrich T6508) were added. The samples were vortex mixed and the precipitates were allowed to settle prior to transferring the supernatants to GC sample vials.

10 Samples were analyzed on an Agilent 6890 gas chromatograph fitted with a DB-17MS capillary column (15 m x 0.32 mm x 0.25 µm film). Inlet and detector temperatures were both 275 °C. After injection (2 µL, 20:1 split) the initial column temperature (150°C) was increased to 180°C at a rate of 3°C/min and then at 25°C/min to a final temperature of 320°C. The final temperature was maintained for 10 min. The
15 carrier gas was H₂ at a linear velocity of 51 cm/sec. Detection was by flame ionization. Data analysis was performed using Agilent ChemStation software. Sucrose was quantified relative to the internal standard and detector responses were applied (calculated from standards run with each set of samples). Final carbohydrate concentrations were expressed on a tissue dry weight basis.

20 Figures 1-3 present sucrose levels recovered from yeast cells after various times in culture for SUT2 (Fig. 1), SUT4 (Fig. 2), and SUC2 (Fig. 3).

For all three sucrose transporter classes tested, increases in intracellular sucrose levels were observed as the time in culture increased. Yeast cells carrying the empty pY75 vector were used as the control and showed no sucrose accumulation even after 6
25 hours in culture; growth of the control yeast, as assessed by the dry cell mass at each harvest time, was at least equivalent to the cells expressing the various transporters. All three classes of sucrose transporter retained their capacity to transport sucrose even with the HIS-Tag fused to the carboxy terminus of the protein.

The cloned genes result in the expression of proteins with the apparent capacity
30 to transport sucrose and the proteins retain this ability even when fused with a C-terminal HIS-tag.

EXAMPLE 3Identifying Sucrose Transporter Gene Homologs in Soy

Soybean homologs of the Arabidopsis Sut2 (SEQ ID NO: 4) and Sut4 (SEQ ID NO: 6) genes were identified by conducting BLAST (Basic Local Alignment Search Tool; Altschul *et al.*, *J. Mol. Biol.* 215:403-410 (1993)) searches for similarity to sequences contained in the Soybean Genome Project, DoE Joint Genome Institute "Glyma1.01" gene set. Specifically, the TBLASTN algorithm provided by National Center for Biotechnology Information (NCBI) was used with default parameters except the Filter Option was set to OFF.

In this way, two soy putative cDNA sequences were identified with homology to Arabidopsis Sut2 protein (Glyma08g40980 (SEQ ID NO: 33) and Glyma18g15950 (SEQ ID NO: 35)) and two soy putative cDNA sequences were identified with homology to Arabidopsis Sut4 (Glyma02g38300 (SEQ ID NO: 37) and Glyma04g09460 (SEQ ID NO: 39)).

The SEQ ID NOs for DNA CDS and amino acid sequences of each of the soy Sut homologs as well as the percent identity to the corresponding Arabidopsis proteins are shown in Table 2.

Sequence percent identity calculations performed by the Clustal V method (Higgins, D.G. and Sharp, P.M., *Comput. Appl. Biosci.* 5:151-153 (1989); Higgins *et al.*, *Comput. Appl. Biosci.* 8:189-191 (1992)) were done using the MegAlign™ v6.1 program of the LASARGENE bioinformatics computing suite (DNASTAR Inc., Madison, WI) with the default parameters for pairwise alignment (KTUPLE=1, GAP PENALTY=3, WINDOW=5 and DIAGONALS SAVED=5 and GAP LENGTH PENALTY=10).

Table 2

Soy homologs to the Arabidopsis Sut2 and Sut4 genes

Sut Gene Subfamily	Soy Sut Homolog	Nucleotide (SEQ ID NO:)	Amino Acid (SEQ ID NO:)	% Amino Acid Identity
Sut2	Glyma08g40980	33	34	68.4%
Sut2	Glyma18g15950	35	36	66.4%
Sut4	Glyma02g38300	37	38	66.0%
Sut4	Glyma04g09460	39	40	63.9%

25

EXAMPLE 4Identification of Sucrose Transporter Homologs

Plant homologs of *Arabidopsis thaliana* SUT1, SUT2 and SUT4 homologs were identified by conducting BLAST (Basic Local Alignment Search Tool; Altschul *et al.*, *J. Mol. Biol.* 215:403-410 (1993); see also the explanation of the BLAST algorithm on the world wide web site for the National Center for Biotechnology Information at the National Library of Medicine of the National Institutes of Health) searches for similarity to amino acid sequences contained in the BLAST “nr” database (comprising all non-redundant GenBank CDS translations, sequences derived from the 3-dimensional structure Brookhaven Protein Data Bank, the last major release of the SWISS-PROT protein sequence database, EMBL, and DDBJ databases). The DNA sequences from clones can be translated in all reading frames and compared for similarity to all publicly available protein sequences contained in the “nr” database using the BLASTX algorithm (Gish and States, *Nat. Genet.* 3:266-272 (1993)) provided by the NCBI. Alternatively, the polypeptides encoded by the cDNA sequences can be analyzed for similarity to all publicly available amino acid sequences contained in the “nr” database using the BLASTP algorithm provided by the National Center for Biotechnology Information (NCBI). For convenience, the P-value (probability) or the E-value (expectation) of observing a match of a cDNA-encoded sequence to a sequence contained in the searched databases merely by chance as calculated by BLAST are reported herein as “pLog” values, which represent the negative of the logarithm of the reported P-value or E-value. Accordingly, the greater the pLog value, the greater the likelihood that the cDNA-encoded sequence and the BLAST “hit” represent homologous proteins.

EST sequences can be compared to the GenBank database as described above. ESTs that contain sequences more 5- or 3-prime can be found by using the BLASTN algorithm (Altschul *et al.*, *Nucleic Acids Res.* 25:3389-3402 (1997)) against the DUPONT proprietary database comparing nucleotide sequences that share common or overlapping regions of sequence homology. Where common or overlapping sequences exist between two or more nucleic acid fragments, the sequences can be assembled into a single contiguous nucleotide sequence, thus extending the original fragment in either the 5 or 3 prime direction. Once the most 5-prime EST is identified, its complete sequence can be determined by Full Insert Sequencing as described above.

Homologous genes belonging to different species can be found by comparing

the amino acid sequence of a known gene (from either a proprietary source or a public database) against an EST database using the tBLASTn algorithm. The tBLASTn algorithm searches an amino acid query against a nucleotide database that is translated in all 6 reading frames. This search allows for differences in nucleotide codon usage
 5 between different species, and for codon degeneracy.

Table 3 lists *Arabidopsis thaliana* homologs that are described herein, the corresponding identifier (SEQ ID NO) as used in the attached Sequence Listing, the SUT subfamily designation, and species. Sucrose transporters in Table 3 were classified based on the phylogenetic tree from the review article by Kuhn (Kuhn, C,
 10 *Plant biol* (2003) 5: 215-232).

TABLE 3

SUCROSE TRANSPORTER HOMOLOGS

SUT Family	Sequence Description (NCBI GI NO:)	Species	SEQ ID NO.
SUT2	AtSUT2 (At2G02860; NCBI GI NO. 973404)	<i>Arabidopsis thaliana</i>	4
	Glyma08g40980.1	<i>Glycine max</i>	34
	Glyma18g15950.1	<i>Glycine max</i>	36
	CsSUT2 (NCBI GI NO. 21063927)	<i>Citrus sinensis</i>	41
	EuSUT2 (NCBI GI NO. 61657989)	<i>Eucommia ulmoides</i>	42
	StSUT2 (NCBI GI NO. 31096339)	<i>Solanum tuberosum</i>	43
	LeSUT2 (NCBI GI NO. 10119908)	<i>Lycopersicon esculentum</i>	44
	LOC_Os02g58080_SUC3	<i>Oryza sativa</i>	45
	cfp5n.pk008.k9_fis	<i>Zea mays</i>	46
	Sb04g038030.1	<i>Sorghum bicolor</i>	47
	PmSUT2 (NCBI GI NO. 31455370)	<i>Plantago major</i>	48
	MeSUT2 (NCBI GI NO. 74476789)	<i>Manihot esculenta</i>	49
	HbSUT2 (NCBI GI NO. 116008244)	<i>Hevea brasiliensis</i>	50
	Pn_Node_9230	<i>Paspalum notatum</i>	52
	ZmSUT1 (NCBI GI NO. 162463612)	<i>Zea mays</i>	53

	Sb01g045720.1	<i>Sorghum bicolor</i>	54
	cepe7.pk0015.d10	<i>Zea mays</i>	55
	TaSUT1A (NCBI GI NO. 20152871)	<i>Triticum aestivum</i>	56
	TaSUT1b (NCBI GI NO. 20152873)	<i>Triticum aestivum</i>	57
	TaSUT1D (NCBI GI NO. 19548165)	<i>Triticum aestivum</i>	58
	HvSUT1 (NCBI GI NO. 71890897)	<i>Hordeum vulgare</i>	59
	LOC_Os03g07480	<i>Oryza sativa</i>	60
	LOC_Os10g26470_SUC1	<i>Oryza sativa</i>	61
	Sb01g022430.1	<i>Sorghum bicolor</i>	62
	cfp1n.pk007.b22_fis	<i>Zea mays</i>	63
	LOC_Os02g36700_BoSUT1	<i>Oryza sativa</i>	64
	Sb04g023860.1	<i>Sorghum bicolor</i>	65
	Sb07g028120.1	<i>Sorghum bicolor</i>	66
	BoSUT1(NCBI GI NO. 66269698)	<i>Bambusa oldhamii</i>	67
	cfp1n.pk065.p4_fis	<i>Zea mays</i>	68
	cfp3n.pk071.b8_fis	<i>Zea mays</i>	69
	Pn_Node_40538	<i>Paspalum notatum</i>	150
SUT4	ATSUT4 (At1G09960; NCBI GI NO. 15218362)	<i>Arabidopsis thaliana</i>	6
	Glyma02g38300.1	<i>Glycine max</i>	38
	Glyma04g09460.1	<i>Glycine max</i>	40
	PsSUF4 (NCBI GI NO. 78192243)	<i>Pisum sativum</i>	70
	HbSUT5 (NCBI GI NO. 118132673)	<i>Hevea brasiliensis</i>	71
	HbSUT4 (NCBI GI NO. 118132677)	<i>Hevea brasiliensis</i>	72
	MeSUT4 (NCBI GI NO. 74476785)	<i>Manihot esculenta</i>	73
	VvSUC11 (NCBI GI NO. 6434829)	<i>Vitis vinifera</i>	74
	StSUT4 (NCBI GI NO. 160425326)	<i>Solanum tuberosum</i>	75
	DcSUT1a	<i>Daucus carota</i>	76
	ZmSUT4 (NCBI GI NO. 47571319)	<i>Zea mays</i>	77
	Sb08g023310.1	<i>Sorghum bicolor</i>	78
	LOC_Os12g44380_SUC4_orSUC2	<i>Oryza sativa</i>	79
	HvSUT2 (NCBI GI NO. 7024413)	<i>Hordeum vulgare</i>	80
	MdSUT4 (NCBI GI NO. 38327323)	<i>Malus domestica</i>	81
	DgSUT4 (NCBI GI NO. 49609488)	<i>Datisca glomerata</i>	82
	LjSUT4 (NCBI GI NO. 28172870)	<i>Lotus japonicus</i>	83
	Pn_Node_3980	<i>Paspalum notatum</i>	85
	hso1c.pk009.l6: fis	<i>Helianthus annuus</i>	178
SUT1	ATSUC8 (At2G14670; NCBI GI NO. 15225986)	<i>Arabidopsis thaliana</i>	86
		<i>Arabidopsis</i>	87

	ATSUC7 (At1G66570; NCBI GI NO. 115646796)	<i>thaliana</i>	
	ATSUC6 (At5G43610; NCBI GI NO. 15239921)	<i>Arabidopsis thaliana</i>	88
	ATSUC9 (At5G06170; NCBI GI NO. 15239949)	<i>Arabidopsis thaliana</i>	89
	AtSUC2 (At1G22710; NCBI GI NO. 15219938)	<i>Arabidopsis thaliana</i>	2
	AtSUC1 (At1G71880; NCBI GI NO. 56550707)	<i>Arabidopsis thaliana</i>	90
	ATSUC5 (At1G71890; NCBI GI NO. 15217602)		91
	Glyma02g08250.1	<i>Glycine max</i>	92
	se5.pk0033.f9_Glyma16g27320.1	<i>Glycine max</i>	93
	PvSUT1 (NCBI GI NO. 78192247)	<i>Phaseolus vulgaris</i>	94
	sfl1.pk0001.g1_Glyma16g27340 & 27330	<i>Glycine max</i>	95
	PvSUT3 (NCBI GI NO. 78192251)	<i>Phaseolus vulgaris</i>	96
	sgc7c.pk001.n22_Glyma02g08260.1	<i>Glycine max</i>	97
	sls2c.pk003.p4_Glyma16g27350.1	<i>Glycine max</i>	98
	PvSUF1 (NCBI GI NO.125625363)	<i>Phaseolus vulgaris</i>	99
	SUF1_Ps (NCBI GI NO. 78192245)	<i>Pisum sativum</i>	100
	sfl1.pk0043.c7_Glyma10g36200.1	<i>Glycine max</i>	101
	PsSUT1 (NCBI GI NO. 5230818)	<i>Pisum sativum</i>	102
	VfSut1	<i>Vicia faba</i>	103
	HbSUT1 (NCBI GI NO. 116008246)	<i>Hevea brasiliensis</i>	104
	HbSUT6 (NCBI GI NO. 167859950)	<i>Hevea brasiliensis</i>	105
	HbSUT3 (NCBI GI NO. 118132675)	<i>Hevea brasiliensis</i>	106
	RcScr1 (NCBI GI NO. 468562)	<i>Ricinus communis</i>	107
	PtSUT1 (NCBI GI NO. 77153413)	<i>Populus tremula x Populus tremuloides</i>	108
	EeSUT1 (NCBI GI NO. 7649151)	<i>Euphorbia esula</i>	109
	hss1c.pk009.b12_fis	<i>Helianthus annuus</i>	110
	vs1n.pk016.e12_fis	<i>Vernonia mespilifolia</i>	111
	VvSUT27 (NCBI GI NO. 6434833)	<i>Vitis vinifera</i>	112
	AmSUT1 (NCBI GI NO. 17447420)	<i>Alonsoa meridionalis</i>	113
	AbSUT1 (NCBI GI NO. 6120115)	<i>Asarina barclaiana</i>	114
	NtSUT1a (NCBI GI NO. 575351)	<i>Nicotiana tabacum</i>	115
	StSUT1 (NCBI GI NO. 439294)	<i>Solanum tuberosum</i>	116
	AgSUT2A (NCBI GI NO. 5566434)	<i>Apium graveolens</i>	117
	AgSUT1 (NCBI GI NO. 4091891)	<i>Apium graveolens</i>	118
	DcSUT2 (NCBI GI NO. 2969884)	<i>Daucus carota</i>	119
	BvSUT1 (NCBI GI NO. 5823000)	<i>Beta vulgaris</i>	120
	SoS21 (NCBI GI NO. 549000)	<i>Spinacia oleracea</i>	121
	CsSUT1 (NCBI GI NO. 21063921)	<i>Citrus sinensis</i>	122
	BoSUC2 (NCBI GI NO. 18091781)	<i>Brassica oleracea</i>	123

	BoSUC1 (NCBI GI NO. 18091779)	<i>Brassica oleracea</i>	124
	PmSUC1 (NCBI GI NO. 667047)	<i>Plantago major</i>	125
	NtSUT3 (NCBI GI NO. 4960089)	<i>Nicotiana tabacum</i>	126

Figure 4A-G presents an alignment of the amino acid sequences set forth in the SUT2 family and includes SEQ ID NOs: 4, 34, 36, 41-50, 52, and 150. Figure 5A-F presents an alignment of the amino acid sequences set forth in the SUT2 family and includes SEQ ID NOs: 53-69. Figure 6A-F presents an alignment of the amino acid sequences set forth in the SUT4 family and includes SEQ ID NOs: 6, 38, 40, 70-83, and 85. Figure 7 is a chart of the percent sequence identity and the divergence values for each pair of amino acids sequences presented in Figure 4A-G. FIG. 8 is a chart of the percent sequence identity and the divergence values for each pair of amino acids sequences presented in Figure 5A-F. Figure 9 is a chart of the percent sequence identity and the divergence values for each pair of amino acids sequences presented in Figure 6A-F.

Sequence alignments and percent identity calculations were performed using the MEGALIGN® program of the LASERGENE® bioinformatics computing suite (DNASTAR® Inc., Madison, WI). Multiple alignment of the sequences was performed using the Clustal W method of alignment (Thompson, J.D., *et al.* (1994). *Nucleic Acids Research*, 22: 4673-80) with the default parameters (GAP PENALTY=10, GAP LENGTH PENALTY=0.2, DELAY DEVERGENT SEQS(%)=30%, DNA TRANSITION WEIGHT=0.5, PROTEIN WEIGHT MATRIX "Gonnet Series").

Default parameters for pairwise alignments using the Clustal method were SLOW-ACCURATE, GAP PENALTY=10, GAP LENGTH=0.10, PROTEIN WEIGHT MATRIX "Gonnet 250"

Sucrose transporter homologs were also identified from an exotic plant species, *Paspalum notatum*, commonly called Bahia grass and are included in Table 3. One SUT4 homolog, Pn_Node_3980, was identified from Bahia grass (SEQ ID NO: 85) and two SUT2 homologs, Pn_Node_9230 (SEQ ID NO: 52) and Pn_Node_40538 (SEQ ID NO: 150), were also identified from Bahia grass. Mining of homologs from Bahia grass was performed by performing a TblastN of the Arabidopsis Sut2 and Sut4 genes, and the identified (*putative*) maize Sut2 and Sut4 homologs against the Bahia assemblies. The resulting hits were translated based on the blast alignments; and the

translations were aligned with the other known sucrose transporters. In cases where the Bahia assemblies were in fragments, the percent identity to the maize genes was used to infer which Bahia fragments represented a single gene. The fragments thought to belong together were computationally assembled such that a translation would return the correct protein in a single frame. These computer assemblies were then aligned with the other transporters as above.

EXAMPLE 5

Phylogenetic Analysis of SUT1, SUT2, and SUT4

Figure 10 present phylogenetic analysis of the SUT1, SUT2, and SUT4 Arabidopsis thaliana genes and their homologs (Table 3). FIG. 11A-C is presented as an enlargement of FIG. 10. Phylogenetic analysis and phylogenetic tree construction were performed using Megalign ClustalW alignments exported in the MSF format. This MSF format was imported into JalView (www.jalview.org Clamp, M., Cuff, J., Searle, S. M. and Barton, G. J. (2004), "The Jalview Java Alignment Editor", Bioinformatics, 20, 426-7). Trees were built using one of the four available methods in JalView, and the alignments were sorted based on the resulting tree. Trees and alignments were evaluated for quality and accuracy. The tree in Figure 10 was calculated with Average Distance Measure using the BLOSUM62 matrix.

20

EXAMPLE 6

Soybean Expression Vectors For Co-expression of Sucrose Transporter and DGAT Genes

In addition to the genes, promoters, terminators and gene cassettes described herein, one skilled in the art can appreciate that other promoter/gene/terminator cassette combinations can be synthesized in a way similar to, but not limited to, that described herein for the co-expression of sucrose transporter and DGAT genes. Similarly, it may be desirable to co-express sucrose transporters of the present invention or other sucrose transporter genes with DGAT genes of the present invention or other DGAT genes.

Sucrose transporters (such as those listed in, but not limited to, Table 3) can be co-expressed with DGAT genes using techniques described herein. DGAT genes (such as those listed in, but not limited to, Table 5) can be used. NotI restriction enzyme sites flanking Sut and DGAT genes are added, Sut and DGAT genes are cloned into soybean expression vectors behind suitable promoters and Sut and DGAT genes are co-

expressed using methods described herein.

TABLE 4
SUT Genes

Gene	Organism	DNA SEQ ID NO:
AtSut4	<i>Arabidopsis thaliana</i>	5
Glyma02g38300	<i>Glycine max</i>	37
Glyma04g09460	<i>Glycine max</i>	39
AtSut2	<i>Arabidopsis thaliana</i>	3
Glyma08g40980	<i>Glycine max</i>	33
Glyma18g15950	<i>Glycine max</i>	35
AtSuc2	<i>Arabidopsis thaliana</i>	1

5

TABLE 5
DGAT genes

Gene	Organism	Reference
YLDGAT1	<i>Yarrowia lipolytica</i>	US Patent Application No. 12/126,161
YLDGAT2	<i>Yarrowia lipolytica</i>	US Patent No. 7267976 & US Patent Application Publication No. 20080295204
YLDGAT2_Y326F	<i>Yarrowia lipolytica</i>	US Patent Application No. 12/126,161
YLDGAT2_Y326L	<i>Yarrowia lipolytica</i>	US Patent Application No. 12/126,161
YLDGAT2_Y326L	<i>Yarrowia lipolytica</i>	US Patent Application No. 12/126,161
TD_DGAT2A	<i>Torulospira delbrueckii</i>	US Patent Application No. 12/470517
TD_DGAT2Acod	<i>Torulospira delbrueckii</i>	US Patent Application No. 12/470517
TD_DGAT2B	<i>Torulospira delbrueckii</i>	US Patent Application No. 12/470517
TD_DGAT2Bcod	<i>Torulospira delbrueckii</i>	US Patent Application No. 12/470517
PA_DGAT2	<i>Pichia anomala</i>	US Patent Application No. 12/470517

PA_DGAT2cod	<i>Pichia anomala</i>	US Patent Application No. 12/470517
DH_DGAT2	<i>Debaryomyces hansenii</i>	US Patent Application No. 12/470517
DH_DGAT2cod	<i>Debaryomyces hansenii</i>	US Patent Application No. 12/470517
CZ_DGAT2	<i>Candida zeylanoides</i>	US Patent Application No. 12/470517
CZ_DGAT2cod	<i>Candida zeylanoides</i>	US Patent Application No. 12/470517
LS_DGAT2	<i>Lipomyces starkeyi</i>	US Patent Application No. 12/470517
LS_DGAT2cod	<i>Lipomyces starkeyi</i>	US Patent Application No. 12/470517
MC_DGAT2	<i>Mucor circinelloides</i>	US Patent Application No. 12/470517
MC_DGAT2cod	<i>Mucor circinelloides</i>	US Patent Application No. 12/470517
PR_DGAT2	<i>Phaffia rhodozyma</i>	US Patent Application No. 12/470517
PR_DGAT2cod	<i>Phaffia rhodozyma</i>	US Patent Application No. 12/470517
RG_DGAT2	<i>Rhodotorula glutinis</i>	US Patent Application No. 12/470517
RG_DGAT2cod	<i>Rhodotorula glutinis</i>	US Patent Application No. 12/470517
MA_DGAT2	<i>Mortierella alpina</i>	US Patent No. 7198937 and US Patent Application No. 12/470517
MA_DGAT2cod	<i>Mortierella alpina</i>	US Patent Application No. 12/470517
CC_DGAT2	<i>Cryptococcus curvatus</i>	US Patent Application No. 12/470517
CC_DGAT2cod	<i>Cryptococcus curvatus</i>	US Patent Application No. 12/470517
LS_DGAT1	<i>Lipomyces starkeyi</i>	US Patent Application No. 12/470517
LS_DGAT1cod	<i>Lipomyces starkeyi</i>	US Patent Application No. 12/470517
MA_DGAT1	<i>Mortierella alpina</i>	US Patent No. 7273746 & US Patent Application No.

		12/470517
MA_DGAT1cod	<i>Mortierella alpina</i>	US Patent Application No. 12/470517
GM-DGAT1	<i>Glycine max</i>	US Patent No. 7524945 & US Patent Application No. 12/470569
GM-DGAT1-C9	<i>Glycine max</i>	US Patent Application No. 12/470569
GM-DGAT1-C10	<i>Glycine max</i>	US Patent Application No. 12/470569
GM-DGAT1-C11	<i>Glycine max</i>	US Patent Application No. 12/470569
GM-DGAT1-C9C10C11	<i>Glycine max</i>	US Patent Application No. 12/470569

*each of the applications appearing in Table 5 is herein incorporated by reference in their entirety.

EXAMPLE 7

5 Expression of *Arabidopsis thaliana* sucrose transporter Genes in Soybean Somatic Embryos

It has been shown that YLDGAT1 (US Patent Application No. 2008/0295204 A) can increase oil and oleic acid compared to null transgenic soybean seeds when it is expressed either in soybean somatic embryos or in soybean seeds. The enhanced carbon
10 flux into soybean embryos was tested. Over-expressed sucrose transporters led to further increase in oil content when co-expressed with YLDGAT1. Promoters that were used in plasmid construction for soybean embryo preferred over-expression of *Arabidopsis thaliana* sucrose transporter genes and the YLDGAT1 gene include, but are not limited to, *Glycine max* annexin and *Glycine max* glycinin Gy1. Transcription
15 terminators that were used in plasmid construction for soybean embryo preferred over-expression of *Arabidopsis thaliana* sucrose transporter genes and the YLDGAT1 gene include, but are not limited to, bean phaseolin 3' and *Glycine max* Myb2 3'.

Constructs containing either vector only (pKR268, SEQ ID NO: 130) or YLDGAT1 gene served as controls. These were compared to co-expression constructs
20 that harbor different sucrose transporters along with YLDGAT1 gene. These constructs were made as follows.

Construction of RTW218 (YLDGAT1)

Plasmid RTW218 (YLDGAT1) was constructed as follows. YLDGAT1 gene (SEQ ID NO: 127) was previously described in Publication No. 2008-0295204 A1 and the contents of which are hereby incorporated by reference. An expression cassette which harbors the YLDGAT1 gene fused to glycinin Gyl promoter and the phaseolin terminator sequences, was excised as a 3.5 kb BamHI/SalI fragment from KS349 (SEQ ID NO: 129) which was previously described in Publication No. 2008-0295204 A1 (the contents of which are hereby incorporated by reference). This DNA fragment was ligated to *BamHI/SalI* linearized, dephosphorylated pKR268 vector DNA which contains an antibiotic marker cassette composed of 35S promoter, hygromycin gene, and NOS terminator. The resultant plasmid was set forth as RTW218 (YLDGAT1) (SEQ ID NO: 128).

Construction of RTW220 (ATSUC2HIS6 DGAT1 35Hyg)

The plasmid, RTW220 (ATSUC2HIS6 DGAT1 35Hyg) was constructed in many steps from several intermediate vectors. A vector, RTW147 (ANN-myb2 term sbf) (SEQ ID NO: 132), was used to prepare a cassette containing annexin promoter (Kinney and Liu, US Patent No. 7,129,089) and myb2 terminator (US Application No. 12/486793). RTW155 (ATSUC2HIS6) described in Example 1 was digested with NotI and a fragment containing ATSUC2HIS6 gene was gel-isolated. The fragment was then ligated into NotI digested, dephosphorylated RTW147 (ANN-myb2 term sbf) to give RTW158p1 (ann suc2) (SEQ ID NO: 133). Expression cassette containing annexin promoter, ATSUC2HIS6 gene, and myb2 terminator was isolated from RTW158p1 (ann suc2) by SbfI digestion. This DNA was ligated into SbfI linearized, dephosphorylated RTW218 (YLDGAT1) plasmid. The resultant plasmid was set forth as RTW220 (ATSUC2HIS6 DGAT1 35Hyg) (SEQ ID NO: 131).

Construction of RTW221 (ATSUT4HIS6 DGAT1 35Hyg)

The plasmid, RTW221 (ATSUT4HIS6 DGAT1 35Hyg) was constructed similarly as for RTW220 (ATSUC1HIS6 DGAT1 35Hyg). RTW156 (AT SUT4 HIS6) described in Example 1 was digested with NotI and a fragment containing ATSUT4HIS6 was gel-isolated. The fragment was then ligated into NotI digested, dephosphorylated RTW147 (ANN-myb2 term sbf) to give RTW162p1 (ann sut4) (SEQ ID NO: 135). Expression cassette containing annexin promoter, ATSUT4HIS6 gene, and myb2 terminator was isolated from RTW162p1 (ann sut4) by SbfI digestion. This

DNA was ligated into SbfI linearized, dephosphorylated RTW218 (YLDGAT1) plasmid. The resultant plasmid was set forth as RTW221 (ATSUT4HIS6 DGAT1 35Hyg) (SEQ ID NO: 134).

Construction of RTW222 (ATSUT2HIS6 DGAT1 35Hyg)

5 The plasmid, RTW222 (ATSUT2HIS6 DGAT1 35Hyg) was constructed similarly as for RTW220 (ATSUC1HIS6 DGAT1 35Hyg). RTW157 (AT SUT2 HIS6) described in Example 1 was digested with NotI and a fragment containing
 10 ATSUT2HIS6 was gel-isolated. The fragment was then ligated into NotI digested, dephosphorylated RTW147 (ANN-myb2 term sbf) to give RTW166p1 (ann sut2) (SEQ ID NO: 137). Expression cassette containing annexin promoter, ATSUT4HIS6 gene, and myb2 terminator was isolated from RTW166p1 (ann sut2) by SbfI digestion. This
 15 DNA was ligated into SbfI linearized, dephosphorylated RTW218 (YLDGAT1) plasmid. The resultant plasmid was set forth as RTW222 (ATSUT2HIS6 DGAT1 35Hyg) (SEQ ID NO: 136).

15 Transformation and Regeneration of Soybean (*Glycine max*)

Transgenic soybean lines are generated by the method of particle gun bombardment (Klein *et al.*, *Nature* (London) 327:70-73 (1987); U.S. Patent No. 4,945,050) using a BIORAD Biolistic PDS1000/He instrument and either plasmid or
 20 fragment DNA. The following stock solutions and media are used for transformation and regeneration of soybean plants:

Stock solutions:

Sulfate 100 X Stock:

37.0 g MgSO₄·7H₂O, 1.69 g MnSO₄·H₂O, 0.86 g ZnSO₄·7H₂O, 0.0025 g
 CuSO₄·5H₂O

25 Halides 100 X Stock:

30.0 g CaCl₂·2H₂O, 0.083 g KI, 0.0025 g CoCl₂·6H₂O

P, B, Mo 100X Stock:

18.5 g KH₂PO₄, 0.62 g H₃BO₃, 0.025 g Na₂MoO₄·2H₂O

Fe EDTA 100X Stock:

30 3.724 g Na₂EDTA, 2.784 g FeSO₄·7H₂O

2,4-D Stock:

10 mg/mL Vitamin

B5 vitamins, 1000X Stock:

100.0 g *myo*-inositol, 1.0 g nicotinic acid, 1.0 g pyridoxine HCl, 10 g thiamine.HCL.

Media (per Liter):

SB199 Solid Medium:

5 1 package MS salts (Gibco/ BRL – Cat. No. 11117-066), 1 mL B5 vitamins 1000X stock, 30g Sucrose, 4 ml 2, 4-D (40 mg/L final concentration), pH 7.0, 2 gm Gelrite

SB1 Solid Medium:

1 package MS salts (Gibco/ BRL – Cat. No. 11117-066), 1 mL B5 vitamins 1000X stock, 31.5 g Glucose, 2 mL 2, 4-D (20 mg/L final concentration), pH 5.7, 8 g TC agar

SB196:

10 10 mL of each of the above stock solutions 1-4, 1 mL B5 Vitamin stock, 0.463 g (NH₄)₂ SO₄, 2.83 g KNO₃, 1 mL 2,4 D stock, 1 g asparagine, 10 g Sucrose, pH 5.7

SB71-4:

Gamborg's B5 salts, 20 g sucrose, 5 g TC agar, pH 5.7.

SB103:

15 1 pk. Murashige & Skoog salts mixture, 1 mL B5 Vitamin stock, 750 mg MgCl₂ hexahydrate, 60 g maltose, 2 g gelrite, pH 5.7.

SB166:

SB103 supplemented with 5 g per liter activated charcoal.

Soybean Embryogenic Suspension Culture Initiation:

20 Soybean cultures are initiated twice each month with 5-7 days between each initiation. Pods with immature seeds from available soybean plants 45-55 days after planting are picked, removed from their shells and placed into a sterilized magenta box. The soybean seeds are sterilized by shaking them for 15 min in a 5% Clorox solution with 1 drop of ivory soap (*i.e.*, 95 mL of autoclaved distilled water plus 5 mL Clorox and 1 drop of soap, mixed well).
 25 Seeds are rinsed using 2 1-liter bottles of sterile distilled water and those less than 3 mm are placed on individual microscope slides. The small end of the seed is cut and the cotyledons pressed out of the seed coat. Cotyledons are transferred to plates containing SB199 medium (25-30 cotyledons per plate) for 2 weeks, then transferred to SB1 for 2-4 weeks. Plates are wrapped with fiber
 30 tape. After this time, secondary embryos are cut and placed into SB196 liquid media for 7 days.

Culture Conditions:

Soybean embryogenic suspension cultures (cv. Jack) are maintained in 50 mL

liquid medium SB196 on a rotary shaker, 150 rpm, 26°C with cool white fluorescent lights on 16:8 h day/night photoperiod at light intensity of 60-85 $\mu\text{E}/\text{m}^2/\text{s}$. Cultures are subcultured every 7 days to two weeks by inoculating approximately 35 mg of tissue into 50 mL of fresh liquid SB196 (the preferred subculture interval is every 7 days).

5 Preparation of DNA for Bombardment:

In particle gun bombardment procedures it is possible to use purified 1) entire plasmid DNA; or 2) DNA fragments containing only the recombinant DNA expression cassette(s) of interest. For every seventeen bombardment transformations, 85 μL of suspension is prepared containing 1 to 90 picograms (pg) of plasmid DNA per base pair
10 of each DNA plasmid. Both recombinant DNA plasmids are co-precipitated onto gold particles as follows. The DNAs in suspension are added to 50 μL of a 10 - 60 mg/mL 0.6 μm gold particle suspension and then combined with 50 μL CaCl_2 (2.5 M) and 20 μL spermidine (0.1 M). The mixture is vortexed for 5 sec, spun in a microfuge for 5 sec, and the supernatant removed. The DNA-coated particles are then washed once
15 with 150 μL of 100% ethanol, vortexed and spun in a microfuge again, then resuspended in 85 μL of anhydrous ethanol. Five μL of the DNA-coated gold particles are then loaded on each macrocarrier disk.

Tissue Preparation and Bombardment with DNA:

Approximately 150 to 250 mg of two-week-old suspension culture is placed in
20 an empty 60 mm X 15 mm petri plate and the residual liquid removed from the tissue using a pipette. The tissue is placed about 3.5 inches away from the retaining screen and each plate of tissue is bombarded once. Membrane rupture pressure is set at 650 psi and the chamber is evacuated to -28 inches of Hg. Following bombardment, the tissue from each plate is divided between two flasks, placed back into liquid media,
25 and cultured as described above.

Selection of Transformed Embryos and Plant Regeneration:

After bombardment, tissue from each bombarded plate is divided and placed into two flasks of SB196 liquid culture maintenance medium per plate of bombarded tissue. Seven days post bombardment, the liquid medium in each flask is replaced with
30 fresh SB196 culture maintenance medium supplemented with 100 ng/mL selective agent (selection medium). For selection of transformed soybean cells the selective agent used can be a sulfonylurea (SU) compound with the chemical name, 2-chloro-N-((4-methoxy-6-methyl-1,3,5-triazine-2-yl)aminocarbonyl)

benzenesulfonamide (common names: DPX-W4189 and chlorsulfuron). Chlorsulfuron is the active ingredient in the DuPont sulfonylurea herbicide, GLEAN®. The selection medium containing SU is replaced every two weeks for 6-8 weeks. After the 6-8 week selection period, islands of green, transformed tissue are observed growing from untransformed, necrotic embryogenic clusters. These putative transgenic events are isolated and kept in SB196 liquid medium with SU at 100 ng/mL for another 2-6 weeks with media changes every 1-2 weeks to generate new, clonally propagated, transformed embryogenic suspension cultures. Embryos spend a total of around 8-12 weeks in contact with SU. Suspension cultures are subcultured and maintained as clusters of immature embryos and also regenerated into whole plants by maturation and germination of individual somatic embryos.

Somatic embryos became suitable for germination after four weeks on maturation medium (1 week on SB166 followed by 3 weeks on SB103). They are then removed from the maturation medium and dried in empty petri dishes for up to seven days. The dried embryos are then planted in SB71-4 medium where they are allowed to germinate under the same light and temperature conditions as described above. Germinated embryos are transferred to potting medium and grown to maturity for seed production.

Oil analysis:

For oil analysis of somatic embryos, embryos were harvested after two-three weeks of culture in the liquid maturation medium SB228 (SHaM). Approximately 30 events were created in transformations with pKR268, RTW218, RTW220, RTW221 and RTW222. All embryos generated for a given event were harvested in bulk and processed as follows. Embryos were frozen on dry ice or by incubation in a -80°C freezer for two h followed by lyophilization for 48 h.

Dried embryos were ground to a fine powder using a genogrinder vial (1/2"X2" polycarbonate) and a steel ball (SPEX Centriprep (Metuchen, N.J., U.S.A.)). Grinding time was 30 sec at 1450 oscillations per min. Ground embryo tissues were analyzed for their oil content by NMR method which was described as in US patent application 2008/0295204 A.

Embryo oil content was calculated as follows:

$$\% \text{ oil (\% wt basis)} = \frac{(\text{NMR signal} / \text{sample wt (g)}) - 70.58}{351.45} \times 1.212056$$

For fatty acid composition analysis, aliquots of 30 to 50 mg of fine powdered

somatic embryo tissues were weighed (to 0.0001 g precision) into 13 x 100 mm glass tubes fitted with Teflon[®] lined screw caps. Heptane (2 mL) was added to the powders in the tubes and after vortex mixing they were placed into an ultrasonic bath (VWR Scientific Model 750D) filled with water heated to 60⁰C. The samples were sonicated at
5 full-power (~360W) for 15 min and were then centrifuged (5 min x 1700g). The supernatants were transferred to clean 13 x 100mm glass tubes and the pellets were extracted 2 more times with heptane (2 mL, second extraction, 1mL third extraction). The supernatants from the three extractions were combined. Five hundred micro liters of the pooled extracts were transferred to clean 13 x 100 mm glass tubes. Internal
10 standard [10 µL; 10 mg triheptadecanoin (Nu-Chek Prep, Elysian, MN, USA) / mL toluene] was added to each tube followed by 1 mL 1% sodium methoxide (v/v in anhydrous methanol). The tubes were capped with Teflon[®] lined closures and after thorough vortex mixing the samples were heated at 50⁰C for 30 min. After cooling to room temperature 1 mL 25% (wt/v) sodium chloride and 1 mL of heptane were added
15 to each sample. The tubes were vortex mixed and after centrifugation (3 min at 1700 x g) a portion of the upper organic phase was transferred to a sample vial for GC analysis. Analysis was performed on an Agilent 6890 gas chromatograph fitted with an Omegawax 320 capillary column (30 m, 0.32 mm OD, 0.25 µm film thickness; Supelco, Bellefonte PA, USA). Detection was by Flame Ionization. Relative peak
20 areas were used to calculate the fatty acid profiles and quantitation was performed relative to the internal standard. Results of these experiments are summarized in Fig. 12 and Table 6.

TABLE 6

Oil increase by sucrose transporters co-expressed with YLDGAT1

(5 events each from lowest-oil-accumulating events and highest-oil-accumulating events or 18:1 events were averaged and the difference was calculated). 18:1

5 levels were calculated in a similar manner.

	Avg Low % Oil	Avg High % Oil	Difference in % Oil	Avg Low % 18:1	Avg High % 18:1	Difference in % 18:1
pKR268 (vector only)	4.4	9.6	5.2	16.59	21.89	5.30
RTW218 (YLDGAT 1)	6.3	13.5	7.2	24.82	36.38	11.56
RTW220 (YLDGAT1 and ATSUC2)	7.1	13.7	6.6	20.58	34.43	13.84
RTW221 (YLDGAT1 and ATSUT4)	5.5	15.4	9.9	17.71	34.53	16.82
RTW222 (YLDGAT1 and ATSUT2)	7.5	15.6	8.1	20.5	36.57	16.07

In summary, as disclosed previously, YLDGAT1 gene expression consistently increased total oil level as well as oleic acid content in soybean somatic embryos when compared to the control transgenic lines which carried only the native vector construct.

10 Co-expression of high affinity, SUT1-type transporter, ATSUC2 and YLDGAT1 gene yielded similar levels of oil and oleic acid to events expressing the YLDGAT1 gene alone. However, co-expression of low to medium affinity SUT2 and SUT4-type transporters, ATSUT2 and ATSUT4 showed significant additive effect by further increasing oil and oleic levels compared to transgenic embryos with only YLDGAT1

15 gene. Taken together these findings strongly suggest that co-expression of high capacity sucrose transporters including ATSUT2 and ATSUT4 with YLDGAT genes provides an efficient strategy to achieve an increase in the total oil content of soybean seed.

EXAMPLE 8

20 Co-expression of *Yarrowia lipolytica* DGAT Genes and Low Affinity, High Capacity Sucrose Transporter Genes in Soybean Seed

A DNA construct for co-expression of YLDGAT1 and a hexa-histidine tagged

version of Arabidopsis SUT4 (At1g09960) was generated as follows : A plasmid, RTW212 (SEQ ID NO: 138), containing a soybean selection marker cassette which was composed of soybean SAMS promoter, soybean HRA gene, and soybean ALS terminator, was used to construct RTW227 vector. ATSUT4 expression cassette was derived from RTW162p1 (ann sut4) (SEQ ID NO: 135) described in Example 7. RTW162p1 (ann sut4) was digested with SbfI and a fragment containing soybean annexin promoter, ATSUT4 gene, and soybean myb2 terminator, was gel-purified. The fragment was ligated to SbfI linearized, dephosphorylated RTW212 plasmid to give RTW226 (SEQ ID NO: 139). RTW218, which was described in Example 7, was a source for YL-DGAT1 expression cassette containing soybean GY1 promoter, YL-DGAT1 gene, and phaseolin terminator. RTW218 was digested with BsiWI and Sall. Sall site was completely filled using Klenow polymerase reaction. A fragment containing YL-DGAT1 expression cassette was then gel-purified and ligated into SmaI/BsiWI digested, dephosphorylated RTW226. The resultant plasmid was set forth as RTW227F (ATSUT4 DGAT1 ALS), PHP36710 (SEQ ID NO: 140).

Soybeans were transformed as shown in Example 7.

Somatic embryos became suitable for germination after four weeks and were then removed from the maturation medium and dried in empty petri dishes for one to five days. The dried embryos were then planted in SB71-4 medium where they were allowed to germinate under the same light and temperature conditions as described above. Germinated embryos were transferred to sterile soil and grown to maturity for seed production.

A total of 69 T₀ plants derived from 42 transgenic events were generated with a 10.5 kb AscI restriction fragment of PHP36710 at concentration of 15 pg per bp of plasmid DNA per gold particle preparation (see above). For every T₀ plant 8 seed were initially screened for the absence or presence of the transgene-derived YLDGAT by assaying the seed fatty acid composition. Seed oil content was measured by NMR as described in US patent application 2008/0295204 A. US patent application 2008/0295204 A1 also discloses that expression of *Yarrowia* DGAT genes in transgenic soybean somatic embryos and soybean seed was associated with increased incorporation of oleic acid into the total esterified fatty acid fraction which on the other hand was tightly correlated with total accumulation of fatty acids in this tissue. In T1 seed derived from 27 of the total 42 events generated with PHP36710 the R² value expressing correlation between oleic acid and total fatty acid content was > 0.2. In these

events the R^2 related to the correlation between oleic acid content and total fatty acid content ranged from 0.21 to 0.98. T1 seed from four events were analyzed in more detail. Results are shown in Table 7 where n is the number of seeds analyzed, avg % oil <18% oleic is the average oil content (% of seed weight) of all seeds with an oleic acid content of less than 18% of the total fatty acid content, avg % oil \geq 18% oleic is the average oil content (% of seed weight) of all seeds with an oleic acid content that is equal to or greater than 18% of the total fatty acid content, delta % points is the difference in oil content (% points) between seeds with an oleic acid content that is equal to or greater than 18% of the total fatty acid content and seeds with an oleic acid content of less than 18% of the total fatty acid content, delta % is the difference in oil content (%) of seed with an oleic acid content that is equal to or greater than 18 % of the total fatty acid content and seeds with an oleic acid content of less than 18 % of the total fatty acid content, and R^2 % oleic/% oil is the correlation coefficient for the relationship between oleic acid content (% of total fatty acids) and oil content (% of seed) for T1 seed of a given transgenic event.

TABLE 7
Oil Content of T1 Soybean Seed Generated with PHP 36710

	n	avg % oil <18% oleic	n	avg % oil \geq 18% oleic	delta % points	delta %	R^2 % oleic/% oil
AFS 5925.1.9.2	5	17.2	19	22.1	4.9	28.6	0.71
AFS 5925.2.7.1	7	18.6	17	23.4	4.8	25.5	0.28
AFS 5925.1.6.1	5	19.1	19	22.0	2.9	15.1	0.57
AFS 5925.1.6.1	7	20.6	17	23.1	2.5	12.2	0.61

In summary applicants have demonstrated that co-expression of DGAT genes and SUT2 or SUT4 sucrose transporter genes provides an efficient method to increase the total fatty acid content of seed.

EXAMPLE 9

Cloning Soybean Sucrose Transporter Genes for Co-expression with DGAT Genes in Soy

The present example describes cloning of soy Sut2 and Sut4 homologs for co-

expression with DGAT genes.

One skilled in the art will appreciate that a number of molecular biology techniques exist for cloning soy genes from cDNA or cDNA libraries. Most techniques involve isolating total RNA from soy tissue followed by either direct synthesis of
5 cDNA from total RNA or purification of mRNA first followed by cDNA synthesis. For example, total RNA can be isolated from soy tissue using TRIzol® Reagent (Invitrogen Corporation, Carlsbad, CA) and following the manufacturer's protocol provided. mRNA can be isolated from total RNA using the mRNA Purification Kit (Amersham Biosciences, Piscataway, NJ) following the manufacturer's protocol
10 provided. A cDNA library can be generated from total RNA or mRNA using the Cloneminer™ cDNA Library Construction Kit (Cat. No.18249-029, Invitrogen Corporation, Carlsbad, CA) and following the manufacturer's protocol provided (Version B, 25-0608). cDNA libraries may also be prepared using Uni-ZAP™ XR vectors according to the manufacturer's protocol (Stratagene Cloning Systems, La Jolla,
15 Calif.). The Uni-ZAP™ XR libraries are converted into plasmid libraries according to the protocol provided by Stratagene. Upon conversion, cDNA inserts are contained in the plasmid vector pBluescript. In addition, the cDNAs may be introduced directly into precut Bluescript II SK(+) vectors (Stratagene) using T4 DNA ligase (New England Biolabs), followed by transfection into DH10B cells according to the manufacturer's
20 protocol (GIBCO BRL Products). Normalized cDNA libraries can also be prepared, for example as described in U.S. Patent No. 5,482,845, incorporated herein by reference.

Glyma08g40980 (SEQ ID NO: 33) is amplified from soy cDNA or a soy cDNA library using oligonucleotides GmSut2-1For (SEQ ID NO: 141) and GmSut2-1Rev (SEQ ID NO: 142), designed to introduce NotI site flanking the gene, along with a
25 suitable DNA polymerase such as GoTaq polymerase (Promega, USA) or Phusion polymerase (New England Biolabs, Inc., Ipswich, MA) and following the manufacturer's protocol. The resulting PCR product is cloned into a suitable cloning vector such as the pCR-Blunt® cloning vector using the Zero Blunt® PCR Cloning Kit (Invitrogen Corporation), following the manufacturer's protocol when Phusion
30 polymerase is used or into pGEM®-T Easy Vector (Promega), following the manufacturer's protocol, when GoTaq polymerase is used.

In a similar way, Glyma18g15950 (SEQ ID NO: 35) is amplified with oligonucleotides GmSut2-2For (SEQ ID NO: 143) and GmSut2-2Rev (SEQ ID NO:

144), Glyma02g38300 (SEQ ID NO: 37) is amplified with oligonucleotides SA150 (SEQ ID NO: 145) and SA151 (SEQ ID NO: 146) and Glyma04g09460 (SEQ ID NO: 39) is amplified with oligonucleotides SA148 (SEQ ID NO: 147) and SA149 (SEQ ID NO: 148).

5 Alternatively, soy Sut genes flanked by Not I restriction sites can be synthesized directly by companies such as, but not limited to, DNA 2.0 (California, USA), Codon Devices (MA, USA) or by GENEART AG (Regensburg, Germany).

In this way, soy Sut homolog genes flanked by NotI sites can be easily cloned into suitable soy expression vectors.

10 For example, NotI fragment of a soy Sut homolog gene can be ligated into a vector, which has an expression cassette composed of annexin promoter and soybean myb2 terminator. Such vector can be RTW162p1 as described in Example 7. Then the cassette can be transferred to any plasmids that can be used either for soybean somatic embryonic transformation or soybean stable transformation.

15

EXAMPLE 10

Co-expression of sucrose transporters and *Yarrowia lipolytica* DGAT Genes in Maize

Co-expression of sucrose transporters such as those listed in, but not limited to, Table 4 or SUT2, or SUT4 homologs in Table 3 with DGAT genes can be used in the seeds of maize to increase the oil content of this tissue. As described below, this result
20 can be achieved by transforming maize with expression cassettes comprising an open reading frame of DGAT genes operably linked on their 5' ends to embryo preferred promoters, such as the promoter for the maize 16 kDa oleosin gene (Lee, K. and Huang, A.H., *Plant Mol. Biol.* 26:1981-1987 (1984)) and maize embryo abundant
25 (EAP1) promoter and terminator (US 2006272058 A1), and similarly configured sucrose transporter genes.

For example, an expression cassette comprising the promoter from the maize 16 kDa oleosin gene (OLE PRO), the coding sequence of the YLDGAT gene and the polyadenylation signal sequence/terminator from the nopaline synthase (NOS) gene of
30 *Agrobacterium tumefaciens* is constructed using methods and technologies known in the art. A second expression cassette comprises a sucrose transporter gene under the transcriptional control of the maize embryo abundant protein (EAP1) promoter and terminator, with the maize ADH1 INTRON1 inserted between the promoter and coding sequence for enhanced expression. The two expression cassettes are linked, together

with a gene encoding a selectable marker, in a binary vector suitable for *Agrobacterium*-mediated transformation of maize.

An *Agrobacterium*-based protocol can be used for the transformation of maize (see below). The resulting binary vector is introduced into *Agrobacterium* LBA4404 (PHP10523) cells, preferably by electroporation. An *in vivo* recombination generates a cointegrate plasmid between the introduced binary vector and the *vir* plasmid (PHP10523) resident in the *Agrobacterium* cells. The resulting *Agrobacterium* cells are used to transform maize.

Transformation of Maize Mediated by *Agrobacterium*:

Freshly isolated immature embryos of maize, about ten days after pollination (DAP), can be incubated with the *Agrobacterium*. The preferred genotype for transformation is the highly transformable genotype Hi-II (Armstrong, *Maize Gen. Coop. Newsletter* 65:92-93 (1991)). An F1 hybrid created by crossing a Hi-II with an elite inbred may also be used. After *Agrobacterium* treatment of immature embryos, the embryos can be cultured on medium containing toxic levels of herbicide. Only those cells that receive the herbicide resistance gene, and the linked gene(s), grow on selective medium. Transgenic events so selected can be propagated and regenerated to whole plants, produce seed, and transmit transgenes to progeny.

Preparation of *Agrobacterium*:

The engineered *Agrobacterium tumefaciens* LBA4404 can be constructed to contain plasmids for seed-preferred expression of DGAT and sucrose transporter genes, as disclosed in U.S. Patent No. 5,591,616 (the contents of which are hereby incorporated by reference). To use the engineered construct in plant transformation, a master plate of a single bacterial colony transformed with plasmids for seed-preferred expression of both genes can be prepared by inoculating the bacteria on minimal AB medium and allowing incubation at 28°C for approximately three days. (The composition and preparation of minimal AB medium has been previously described in PCT Publication No. WO 02/009040 (the contents of which are hereby incorporated by reference). A working plate can then be prepared by streaking the transformed *Agrobacterium* on YP medium (0.5% (w/v) yeast extract, 1% (w/v) peptone, 0.5% (w/v) sodium chloride, 1.5% (w/v) agar) that contains 50 µg/mL of spectinomycin.

The transformed *Agrobacterium* for plant transfection and co-cultivation can then be prepared one day prior to maize transformation. Into 30 mL of minimal A

medium (prepared as described in PCT Publication No. WO 02/009040) in a flask was placed 50 µg/mL spectinomycin, 100 µM acetosyringone, and about a 1/8 loopful of *Agrobacterium* from a one to two-day-old working plate. The *Agrobacterium* can then be grown at 28°C with shaking at 200 rpm for approximately fourteen h. At mid-log phase, the *Agrobacterium* can be harvested and resuspended at a density of 3 to 5 X 10⁸ CFU/mL in 561Q medium that contains 100 µM acetosyringone using standard microbial techniques. The composition and preparation of 561Q medium was described in PCT Publication No. WO 02/009040.

Immature Embryo Preparation:

10 Nine to ten days after controlled pollination of a maize plant, developing immature embryos are opaque and 1-1.5 mm long. This length is the optimal size for infection with the *Agrobacterium*. The husked ears can be sterilized in 50% commercial bleach and one drop Tween-20 for thirty minutes, and then rinsed twice with sterile water. The immature embryos can then be aseptically removed from the caryopsis and placed into 2 mL of sterile holding solution consisting of medium 561Q that contains 100 µM of acetosyringone.

Agrobacterium Infection and Co-cultivation of Embryos:

 The holding solution can be decanted from the excised immature embryos and replaced with transformed *Agrobacterium*. Following gentle mixing and incubation for about five minutes, the *Agrobacterium* can be decanted from the immature embryos. Immature embryos were then moved to a plate of 562P medium, the composition of which has been previously described in PCT Publication No. WO 02/009040. The immature embryos can be placed on this media scutellum surface pointed upwards and then incubated at 20°C for three days in darkness. This step can be followed by incubation at 28°C for three days in darkness on medium 562P that contains 100 µg/mL carbenecillin as described in U.S. Patent No. 5,981, 840.

Selection of Transgenic Events:

 Following incubation, the immature embryos can be transferred to 5630 medium, which can be prepared as described in PCT Publication No. WO 02/009040. This medium contains Bialaphos for selection of transgenic plant cells as conferred by the BAR gene that is linked to barley HGGT expression cassette. At ten to fourteen-day intervals, embryos were transferred to 5630 medium. Actively growing putative transgenic embryogenic tissue can be after six to eight weeks of incubation on the 5630

medium.

Regeneration of T₀ Plants:

Transgenic embryogenic tissue is transferred to 288W medium and incubated at 28 °C in darkness until somatic embryos matured, or about ten to eighteen days.

- 5 Individual matured somatic embryos with well-defined scutellum and coleoptile are transferred to 272 embryo germination medium and incubated at 28°C in the light. After shoots and roots emerge, individual plants are potted in soil and hardened-off using typical horticultural methods.

- 288W medium contains the following ingredients: 950 mL of deionized water; 10 4.3 g of MS Salts (Gibco); 0.1 g of myo-inositol; 5 mL of MS Vitamins Stock Solution (Gibco); 1 mL of zeatin (5 mg/mL solution); 60 g sucrose; 8 g of agar (Sigma A-7049, Purified), 2 mL of indole acetic acid (0.5 mg/mL solution*); 1 mL of 0.1 mM ABA*; 3 mL of Bialaphos (1 mg/mL solution*); and 2 mL of carbenicillin (50 mg/mL solution). The pH of this solution is adjusted to pH 5.6. The solution is autoclaved and 15 ingredients marked with an asterisk (*) are added after the media has cooled to 60°C.

Medium 272 contains the following ingredients: 950 mL of deionized water; 4.3 g of MS salts (Gibco); 0.1 g of myo-inositol; 5 mL of MS vitamins stock solution (Gibco); 40 g of Sucrose; and 1.5 g of Gelrite. This solution is adjusted to pH 5.6 and then autoclaved.

20

EXAMPLE 11

Analysis of Kernel Oil Content

Nuclear Magnetic Resonance (NMR) Analysis

- 25 Seed are imbibed in distilled water for 12-24 hours at 4°C. The embryo is dissected away and stored in a 48 well plate. The samples are lyophilized over-night in a Virtis 24x48 lyophilizer. The NMR (Process Control Technologies – PCT (Ft. Collins, CO)) is set up as per the manufacturer's instructions. The NMR is calibrated using a series of 5 mm NMR tubes containing precisely measured amounts of corn oil (Mazola). The calibration standards are 3, 6, 9, 12, 15, 18, 21, 27, 33, and 40 mg of oil.

30

EXAMPLE 12INTRODUCTION OF SUT2 AND SUT4 SUCROSE TRANSPORTERS INTO A
HIGH OIL PLANT

SUT2 or SUT4 sucrose transporters can be introduced into a high oil plant by
5 crossing a first plant with a naturally occurring high oil phenotype explained in
Example 1 to a second plant with altered expression of SUT2 or SUT 4 explained in
Example 1. The progeny resulting from the cross can be evaluated for a further increase
in oil production and overexpression of SUT2 or SUT 4 sucrose transporters can be
compared to said first plant.

10 Furthermore, sucrose transporters can be introduced into a high oil plant cell by
introduction of a recombinant DNA construct comprising a polynucleotide operably
linked to at least one regulatory element, wherein said polynucleotide encodes a
polypeptide that is a SUT2 or SUT 4 sucrose transporter. A transgenic plant can be
regenerated from the regenerable plant cell wherein the transgenic plant comprises in
15 its genome the recombinant DNA construct. A progeny plant can be derived from the
transgenic plant and can be selected for expression of SUT2 or SUT 4 sucrose
transporters.

EXAMPLE 13

20 Co-expression of sucrose transporters and *Yarrowia lipolytica* DGAT Genes in oilseed
plants

Overexpression of exogenous or endogenous sucrose transporter genes in
combination with *Yarrowia lipolytica* DGAT genes can be performed in any oilseed
plant.

25

EXAMPLE 14Co-expression of sucrose transporters and *Yarrowia lipolytica* DGAT1 in Soy

The present example describes cloning soy Sut4 and Sut2 genes into soy
expression vectors and co-expressing with the *Yarrowia lipolytica* DGAT1 gene
30 (YLDGAT1) in soy somatic embryos. In all cases, each Sut gene is under control of the
soy annexin promoter and YLDGAT1 is under control of the soy glycinin Gyl
promoter as described for expression vectors in Example 7.

Construction of pKR1684 (GmSut4-1 YLDGAT1 35Hyg)

Glyma02g38300 (SEQ ID NO:37), also called GmSut4-1, was PCR amplified from a soy cDNA library using oligonucleotides SA150 (SEQ ID NO: 145) and SA151 (SEQ ID NO: 146) and GoTaq polymerase as described in Example 9. The resulting
5 DNA fragment was cloned into pGEM[®]-T Easy Vector (Promega), following the manufacturer's protocol, to produce Glyma02g38300 in pGEM-T Easy (SEQ ID NO: 151).

The NotI fragment of Glyma02g38300 in pGEM-T Easy (SEQ ID NO: 151), containing GmSut4-1, was cloned into the NotI site of RTW147 (SEQ ID NO: 132) to
10 produce pKR1680 (SEQ ID NO: 152).

The PstI fragment of pKR1680 (SEQ ID NO: 152), containing GmSut4-1, was cloned into the SbfI site of RTW218 (SEQ ID NO: 128) to produce pKR1684 (SEQ ID NO: 153).

Construction of pKR1685 (GmSut2-1 YLDGAT1 35Hyg)

Glyma08g40980 (SEQ ID NO: 33), also called GmSut2-1, was PCR amplified from a soy cDNA library using oligonucleotides GmSut2-1For (SEQ ID NO: 141) and GmSut2-1Rev (SEQ ID NO: 142) and Phusion polymerase as described in Example 9. The resulting DNA fragment was cloned into Zero Blunt[®] PCR Cloning Kit (Invitrogen Corporation), following the manufacturer's protocol, to produce pLF235
20 (SEQ ID NO: 154).

The NotI fragment of pLF235 (SEQ ID NO: 154), containing GmSut2-1, was cloned into the NotI site of RTW147 (SEQ ID NO: 132) to produce pKR1681 (SEQ ID NO: 155).

The PstI fragment of pKR1681 (SEQ ID NO: 155), containing GmSut2-1, was
25 cloned into the SbfI site of RTW218 (SEQ ID NO: 128) to produce pKR1685 (SEQ ID NO: 156).

Construction of pKR1686 (GmSut4-2 YLDGAT1 35Hyg)

Glyma04g09460 (SEQ ID NO: 39), also called GmSut4-2, was PCR amplified from a soy cDNA library using oligonucleotides GmSut4-2For (SEQ ID NO: 157) and
30 GmSut4-2Rev (SEQ ID NO: 158) and Phusion polymerase as described in Example 9. The resulting DNA fragment was cloned into Zero Blunt[®] PCR Cloning Kit (Invitrogen Corporation), following the manufacturer's protocol, to produce pLF236 (SEQ ID NO: 159).

The NotI fragment of pLF236 (SEQ ID NO: 159), containing GmSut4-2, was cloned into the NotI site of RTW147 (SEQ ID NO: 132) to produce pKR1682 (SEQ ID NO: 160).

5 The SbfI fragment of pKR1682 (SEQ ID NO: 160), containing GmSut4-2, was cloned into the SbfI site of RTW218 (SEQ ID NO: 128) to produce pKR1686 (SEQ ID NO: 161).

Soybean embryonic suspension cultures (cv. Jack) were initiated and maintained as described in Example 7. Soybean embryonic suspension cultures were transformed with RTW218 (SEQ ID NO: 128, Example 7), pKR1684, pKR1685 or 10 pKR1686, by particle gun bombardment as described in Example 7 with the following modifications.

Preparation of DNA for Bombardment:

A 50 μ L aliquot of sterile distilled water containing 1 mg of gold particles was added to 5 μ L of a 1 μ g/ μ L DNA solution (either intact plasmid or DNA fragment 15 prepared as described above), 50 μ L 2.5M CaCl₂ and 20 μ L of 0.1 M spermidine. The mixture was pulsed 5 times on level 4 of a vortex shaker and spun for 5 sec in a bench microfuge. After a wash with 150 μ L of 100% ethanol, the pellet was suspended by sonication in 85 μ L of 100% ethanol. Five μ L of DNA suspension was dispensed to each flying disk of the Biolistic PDS1000/HE instrument disk. Each 5 μ L aliquot 20 contained approximately 0.058 mg gold particles per bombardment (*i.e.*, per disk).

Tissue Preparation and Bombardment with DNA:

Approximately 100-150 mg of 7 day old embryonic suspension cultures were placed in an empty, sterile 60 x 15 mm petri dish and the dish was placed inside of an empty 150 x 25 mm Petri dish. Tissue was bombarded 1 shot per plate with membrane 25 rupture pressure set at 650 PSI and the chamber was evacuated to a vacuum of 27-28 inches of mercury. Tissue was placed approximately 2.5 inches from the retaining /stopping screen.

Selection of Transformed Embryos:

Transformed embryos were selected using hygromycin as the selectable marker. 30 Specifically, following bombardment, the tissue was placed into fresh SB196 media and cultured as described above. Six to eight days post-bombardment, the SB196 is exchanged with fresh SB196 containing 30 mg/L hygromycin. The selection media was refreshed weekly. Four to six weeks post-selection, green, transformed tissue was observed growing from untransformed, necrotic embryogenic clusters. Isolated, green

tissue was removed and inoculated into multi-well plates to generate new, clonally propagated, transformed embryogenic suspension cultures.

Embryo Maturation:

5 Transformed embryogenic clusters were matured in soybean histodifferentiation and maturation liquid medium (SHaM liquid media; Schmidt *et al.*, *Cell Biology and Morphogenesis* 24:393 (2005)), using a modified procedure. Briefly, after 4 weeks of selection in SB196, as described above, embryo clusters are removed to 35 mL of SB228 (SHaM liquid media) in a 250 mL Erlenmeyer flask. Tissue is maintained in SHaM liquid media on a rotary shaker at 130 rpm and 26°C, with cool white
 10 fluorescent lights on a 16:8 hr day/night photoperiod at a light intensity of 60-85 $\mu\text{E}/\text{m}^2/\text{s}$ for 2 weeks as embryos matured. Embryos grown for 2 weeks in SHaM liquid media are equivalent in size and fatty acid content to embryos cultured on SB166/SB103 for 5-8 weeks.

15 SHaM Media Recipes:

SB 228- Soybean Histodifferentiation & Maturation (SHaM) (per liter)

	DDI H2O	600 mL
	FN-Lite Macro Salts for SHaM 10X	100 mL
	MS Micro Salts 1000x	1 mL
20	MS FeEDTA 100x	10 mL
	CaCl 100x	6.82 mL
	B5 Vitamins 1000x	1 mL
	L-Methionine	0.149 g
	Sucrose	30 g
25	Sorbitol	30 g

Adjust volume to 900 mL

pH 5.8

30 Autoclave

Add to cooled media ($\leq 30^\circ\text{C}$):

*Glutamine (Final conc. 30 mM) 4% 110 mL

*Note: Final volume will be 1010 mL after glutamine addition.

Because glutamine degrades relatively rapidly, it may be preferable to add immediately prior to using media. Expiration 2 weeks after glutamine is added; base media can be kept longer w/o glutamine.

FN-lite Macro for SHAM 10X- Stock #1 (per liter)

- (NH₄)₂SO₄ (Ammonium Sulfate) 4.63 g
- KNO₃ (Potassium Nitrate) 28.3 g
- 10 MgSO₄*7H₂O (Magnesium Sulfate Heptahydrate) 3.7 g
- KH₂PO₄ (Potassium Phosphate, Monobasic) 1.85 g
- Bring to volume
- Autoclave

15 MS Micro 1000X- Stock #2 (per 1 liter)

- H₃BO₃ (Boric Acid) 6.2 g
- MnSO₄*H₂O (Manganese Sulfate Monohydrate) 16.9 g
- ZnSO₄*7H₂O (Zinc Sulfate Heptahydrate) 8.6 g
- Na₂MoO₄*2H₂O (Sodium Molybdate Dihydrate) 0.25 g
- 20 CuSO₄*5H₂O (Copper Sulfate Pentahydrate) 0.025 g
- CoCl₂*6H₂O (Cobalt Chloride Hexahydrate) 0.025 g
- KI (Potassium Iodide) 0.8300 g
- Bring to volume
- Autoclave

25 FeEDTA 100X- Stock #3 (per liter)

- Na₂EDTA* (Sodium EDTA) 3.73 g
- FeSO₄*7H₂O (Iron Sulfate Heptahydrate) 2.78 g

*EDTA must be completely dissolved before adding iron.

- 30 Bring to Volume
- Solution is photosensitive. Bottle(s) should be wrapped in foil to omit light.
- Autoclave

Ca 100X- Stock #4 (per liter)

CaCl₂*2H₂O (Calcium Chloride Dihydrate) 44 g

Bring to Volume

Autoclave

5

B5 Vitamin 1000X- Stock #5 (per liter)

Thiamine*HCl 10 g

Nicotinic Acid 1 g

Pyridoxine*HCl 1 g

10 Myo-Inositol 100 g

Bring to Volume

Store frozen

4% Glutamine- Stock #6 (per liter)

15 DDI water heated to 30°C 900 mL

L-Glutamine 40 g

Gradually add while stirring and applying low heat.

Do not exceed 35°C.

Bring to Volume

20 Filter Sterilize

Store frozen *

25 After maturation in SHaM liquid media, approximately 10 embryos per event are frozen at -80°C, lyophilized and analyzed for oil content and fatty acid profile as described in Example 7.

30 Results showing oil content and fatty acid profile for approximately 30 transgenic soybean lines (events) from each experiment transformed with RTW218, pKR1684, pKR1685 or pKR1686 are shown in Tables 8, 9, 10 or 11, respectively. Average oil content and fatty acid profile for all events in an experiment is shown in each table as Avg. Average oil content and fatty acid profile for 5 events having highest oil content in an experiment is shown in each Table as Avg-Top5. In each table, events are sorted based on decreasing oil content.

TABLE 8

Oil Content and Fatty Acid Profile for Soy Somatic Embryos Transformed with RTW218 (YLDGAT1 only).

MSE2692 (RTW218) - YLDGAT1

<u>Event</u>	<u>Oil</u>	<u>16:0</u>	<u>18:0</u>	<u>18:1</u>	<u>18:2</u>	<u>18:3</u>
2692-2	10.5	12.9	6.0	32.9	39.0	9.2
2692-15	10.1	14.0	5.9	29.5	41.0	9.7
2692-12	9.9	13.2	5.9	28.9	41.4	10.6
2692-8	9.4	13.8	7.8	31.9	36.7	9.7
2692-16	9.2	11.5	6.4	35.3	35.0	11.7
2692-21	8.7	13.7	7.6	32.3	36.9	9.5
2692-27	8.3	13.6	7.3	32.5	35.1	11.5
2692-30	8.2	13.4	6.0	30.0	38.4	12.2
2692-29	8.0	13.4	7.2	30.8	38.1	10.5
2692-18	7.9	14.6	6.3	25.7	41.8	11.6
2692-25	7.6	14.0	8.1	31.0	35.5	11.4
2692-20	7.4	14.5	5.8	24.9	40.8	13.9
2692-19	7.4	14.7	6.2	27.7	39.0	12.4
2692-3	7.2	14.6	6.6	26.5	40.2	12.2
2692-28	6.9	16.3	6.7	23.2	40.9	12.9
2692-9	6.7	15.2	7.0	24.2	40.1	13.4
2692-17	6.3	15.3	6.8	23.9	40.5	13.5
2692-4	6.1	16.4	5.6	17.8	44.3	15.9
2692-10	5.5	15.8	6.1	24.6	39.6	13.8
2692-14	5.3	16.1	6.6	25.0	38.4	13.8
2692-23	5.0	17.2	5.3	16.8	42.6	18.1
2692-1	5.0	16.6	5.8	15.2	44.2	18.2
2692-13	4.3	15.9	5.6	21.8	39.9	16.8
2692-5	4.1	16.0	6.2	20.2	40.6	17.0
2692-11	3.8	17.9	6.8	19.6	39.5	16.2
2692-7	3.7	16.1	5.6	20.1	39.2	18.9
2692-31	3.5	17.4	5.3	19.2	39.4	18.7
2692-6	3.2	16.3	5.6	15.8	41.3	21.0
2692-26	3.2	18.4	7.6	19.6	36.6	17.7
2692-24	3.0	17.1	5.0	15.5	39.7	22.6
2692-22	1.7	15.4	6.0	16.1	41.1	21.4
Avg.	6.4	15.2	6.4	24.5	39.6	14.4
Avg.-Top5	9.8	13.1	6.4	31.7	38.6	10.2

TABLE 9

Oil Content and Fatty Acid Profile for Soy Somatic Embryos Transformed with
pKR1684 (YLDGAT1 & GmSut4-1).

MSE2689 (pKR1684) - YLDGAT1 &
GmSut4-1

<u>Event</u>	<u>Oil</u>	<u>16:0</u>	<u>18:0</u>	<u>18:1</u>	<u>18:2</u>	<u>18:3</u>
2689-8	10.8	15.1	7.7	34.6	34.9	7.8
2689-5	10.5	13.0	6.4	34.5	35.3	10.8
2689-14	10.3	14.0	6.7	33.4	35.6	10.3
2689-11	10.2	13.2	7.0	35.5	33.5	10.8
2689-22	9.9	13.3	6.2	31.2	38.2	11.1
2689-19	9.3	14.0	6.5	35.0	34.6	9.9
2689-13	9.3	14.3	5.9	27.1	40.6	12.1
2689-4	8.5	12.8	5.9	30.7	40.0	10.6
2689-23	8.5	14.5	6.7	29.6	37.1	12.1
2689-1	8.4	13.2	7.0	35.3	34.6	9.9
2689-24	8.3	13.3	7.5	34.8	33.3	11.1
2689-9	8.1	13.6	6.7	33.5	35.5	10.7
2689-17	8.0	13.7	6.7	29.1	38.1	12.4
2689-28	7.8	14.1	6.6	29.8	37.4	12.1
2689-10	7.8	14.0	6.4	29.2	37.6	12.8
2689-29	7.5	14.2	6.4	26.4	41.5	11.4
2689-3	7.4	14.8	5.8	18.5	46.0	14.8
2689-26	6.4	14.7	6.5	26.7	37.7	14.5
2689-2	6.3	14.3	6.8	31.8	35.6	11.5
2689-21	6.0	16.2	5.0	16.9	44.9	17.0
2689-6	5.8	14.6	7.0	29.4	35.9	13.2
2689-12	5.5	16.3	6.8	19.7	40.7	16.5
2689-25	5.4	16.2	5.9	18.0	41.8	18.0
2689-20	5.2	15.4	5.5	23.9	38.5	16.8
2689-15	5.2	15.0	5.9	26.3	37.4	15.5
2689-16	5.0	16.3	6.6	19.6	38.1	19.4
2689-27	4.7	17.9	4.9	16.5	41.5	19.1
2689-7	4.3	16.7	6.2	22.9	36.1	18.1
2689-30	4.1	17.4	6.8	21.8	37.5	16.5
2689-18	3.8	15.5	5.8	19.1	39.4	20.2
Avg.	7.3	14.7	6.4	27.4	38.0	13.6
Avg.-Top5	10.3	13.7	6.8	33.8	35.5	10.2

5

TABLE 10

Oil Content and Fatty Acid Profile for Soy Somatic Embryos Transformed with pKR1685 (YLDGAT1 & GmSut2-1).

MSE2690 (pKR1685) - YLDGAT1 & GmSut2-1

<u>Event</u>	<u>Oil</u>	<u>16:0</u>	<u>18:0</u>	<u>18:1</u>	<u>18:2</u>	<u>18:3</u>
2690-9	13.1	11.9	5.9	34.7	39.4	8.1
2690-2	12.0	12.6	7.1	32.3	39.2	8.8
2690-28	11.6	14.3	4.8	29.6	41.3	10.0
2690-13	11.4	13.5	5.2	29.6	41.0	10.7
2690-30	11.3	13.1	7.4	34.7	35.2	9.7
2690-10	11.1	12.4	6.3	31.8	39.5	10.0
2690-1	10.9	13.5	6.1	29.0	41.0	10.4
2690-20	10.7	13.1	7.1	32.8	37.7	9.4
2690-18	10.7	12.3	8.2	31.1	38.1	10.4
2690-29	10.2	13.1	6.7	31.2	38.7	10.4
2690-17	10.1	14.2	5.6	31.0	38.4	10.8
2690-7	9.8	13.4	5.4	30.4	39.0	11.8
2690-24	9.6	14.8	5.6	30.0	39.2	10.4
2690-6	9.6	13.9	6.7	33.0	35.1	11.4
2690-15	9.4	12.9	6.6	35.1	35.8	9.5
2690-31	9.2	14.9	5.4	25.0	42.0	12.7
2690-22	9.2	13.4	6.1	29.9	38.5	12.1
2690-21	9.1	14.0	6.5	28.6	39.0	11.9
2690-27	8.6	13.1	7.1	34.0	36.1	9.7
2690-5	8.4	14.6	5.6	26.3	40.9	12.6
2690-25	8.2	14.5	6.5	27.3	39.1	12.7
2690-23	7.8	15.0	6.5	25.1	40.3	13.0
2690-11	7.8	15.6	5.6	23.7	42.0	13.2
2690-12	7.3	15.3	5.0	25.2	40.4	14.1
2690-3	6.7	16.8	5.0	16.7	44.2	17.2
2690-16	5.5	15.0	7.0	19.0	42.5	16.5
2690-8	5.3	18.4	4.9	15.5	42.7	18.5
2690-14	4.9	16.0	5.0	16.4	43.3	19.3
2690-4	4.7	17.2	5.1	16.3	40.9	20.4
2690-19	4.6	16.2	6.4	19.2	41.0	17.3
2690-26	3.0	18.3	4.9	17.3	37.3	22.2
Avg.	8.8	14.4	6.0	27.2	39.6	12.7
Avg.-Top5	11.9	13.1	6.1	32.2	39.2	9.5

TABLE 11

Oil Content and Fatty Acid Profile for Soy Somatic Embryos Transformed with pKR1686 (YLDGAT1 & GmSut4-2).

MSE2691 (pKR1686) - YLDGAT1 & GmSut4-2

<u>Event</u>	<u>Oil</u>	<u>16:0</u>	<u>18:0</u>	<u>18:1</u>	<u>18:2</u>	<u>18:3</u>
2691-19	12.9	12.6	7.5	36.9	34.8	8.3
2691-16	12.4	12.2	6.7	33.5	38.4	9.2
2691-23	12.0	12.8	7.5	37.6	33.6	8.5
2691-28	11.8	13.1	5.6	26.9	44.4	10.1
2691-11	11.6	13.6	6.3	27.5	42.0	10.6
2691-22	10.9	13.8	5.9	26.9	42.3	11.2
2691-31	10.8	13.3	6.6	27.7	42.4	10.1
2691-30	10.1	15.4	5.8	25.4	41.8	11.5
2691-12	10.1	13.0	7.1	31.3	38.9	9.6
2691-25	9.9	15.6	6.9	23.7	42.4	11.4
2691-27	9.8	13.5	7.7	31.5	37.5	9.8
2691-10	9.6	12.5	7.3	31.2	39.1	9.9
2691-29	9.5	17.0	4.4	17.3	47.4	13.9
2691-18	9.1	14.4	7.0	30.8	36.9	10.8
2691-8	8.8	16.9	4.8	17.5	46.9	13.9
2691-4	8.1	17.4	4.7	18.5	44.5	14.9
2691-14	7.8	13.9	6.5	26.7	40.0	12.8
2691-15	7.7	15.1	6.9	27.0	38.0	13.1
2691-24	6.9	14.4	6.9	28.7	35.5	14.5
2691-9	6.8	14.9	6.1	27.2	38.4	13.4
2691-5	6.8	17.6	5.3	17.7	43.0	16.4
2691-1	6.7	16.6	5.5	20.1	43.5	14.3
2691-26	5.9	17.3	5.4	16.8	43.4	17.2
2691-21	5.8	17.7	5.7	18.4	42.0	16.1
2691-3	5.6	17.4	4.7	14.4	44.5	19.0
2691-17	5.3	16.3	6.4	21.6	38.5	17.1
2691-13	5.0	16.8	6.5	22.1	38.4	16.2
2691-20	4.9	15.6	5.7	17.3	43.3	18.1
2691-6	4.8	16.4	6.2	17.0	41.4	19.1
2691-7	4.0	15.9	5.5	16.3	41.2	21.1
2691-2	4.0	18.8	5.8	17.6	39.9	18.0
Avg.	8.2	15.2	6.2	24.3	40.8	13.5
Avg.-Top5	12.1	12.9	6.7	32.5	38.6	9.3

5

A summary of the average oil content and fatty acid profile for the 5 events having highest oil content for each experiment is shown in Table 12. Also shown is the change in oil content compared to the YLDGAT1 only experiment (dOil) as well as

the percent increase in oil compared to the YLDGAT1 only experiment (% dOil).

TABLE 12

Average Oil Content and Fatty Acid Profiles for 5 Events having highest oil content in each experiment.

5

Average Oil Content and Fatty Acid Profile for Top5 Events per Experiment

<u>MSE</u>	<u>Vector</u>	<u>Gene 1</u>	<u>Gene 2</u>	<u>Oil</u>	<u>dOil</u>	<u>% dOil</u>	<u>16:0</u>	<u>18:0</u>	<u>18:1</u>	<u>18:2</u>	<u>18:3</u>
		YLDGA									
2692	RTW218	T1	-	9.8	-	-	13.1	6.4	31.7	38.6	10.2
	pKR168	YLDGA									
2689	4	T1	GmSut4-1	10.3	0.5	5.1%	13.7	6.8	33.8	35.5	10.2
	pKR168	YLDGA									
2690	5	T1	GmSut2-1	11.9	2.1	21.4%	13.1	6.1	32.2	39.2	9.5
	pKR168	YLDGA									
2691	6	T1	GmSut4-2	12.1	2.3	23.9%	12.9	6.7	32.5	38.6	9.3

In summary, co-expression of SUT2 and SUT4-type transporters, GmSut4-1, GmSut2-1 and GmSut4-2 showed significant additive effect by further increasing oil contents compared to transgenic embryos with only the YLDGAT1 gene.

10

EXAMPLE 15

Co-expression of sucrose transporters and *Yarrowia lipolytica* DGAT2 in Soy

The present example describes cloning soy Sut4 and Sut2 genes, as well as the Arabidopsis SUT4His gene, into soy expression vectors and co-expressing with the modified *Yarrowia lipolytica* DGAT2 gene (YLDGAT2mod) (SEQ ID NO: 185) in soy somatic embryos. In all cases, each Sut gene is under control of the soy annexin promoter and YLDGAT2 is under control of the soy glycinin Gy1 promoter.

15

Construction of pKR1691 (YLDGAT2mod 35Hyg)

Plasmid pKR407 (described in PCT Int. Appl. WO 2008/124048 published on October 16, 2008) was digested with BamHI/HindIII and the fragment containing the Gy1 promoter/NotI/LegA2 terminator cassette was effectively cloned into the BamHI/HindIII fragment of pKR278 (described in PCT Int. Appl. WO 2008/147935 published on December 4, 2008) to produce pKR1468 (SEQ ID NO: 162).

20

The NotI fragment of pKR1254_Y326F (described in PCT Int. Appl. WO 2008/147935 published on December 4, 2008), containing a modified *Yarrowia lipolytica* DGAT2 (YLDGAT2mod), was cloned into the NotI fragment of pKR1468

25

(SEQ ID NO: 162), containing the vector backbone with Gyl promoter, to produce pKR1691 (SEQ ID NO: 163).

Construction of pKR1698 (ATSUT4HIS6 YLDGAT2mod 35Hyg)

5 The PstI fragment of RTW221 (SEQ ID NO: 134), containing ATSUT4HIS6, was cloned into the SbfI site of pKR1691 (SEQ ID NO: 163) to produce pKR1698 (SEQ ID NO: 164).

Construction of pKR1699 (GmSut4-1 YLDGAT2mod 35Hyg)

10 The PstI fragment of pKR1680 (SEQ ID NO: 152), containing GmSut4-1, was cloned into the SbfI site of pKR1691 (SEQ ID NO: 163) to produce pKR1699 (SEQ ID NO: 165).

Construction of pKR1700 (GmSut2-1 YLDGAT2mod 35Hyg)

The PstI fragment of pKR1681 (SEQ ID NO: 155), containing GmSut2-1, was cloned into the SbfI site of pKR1691 (SEQ ID NO: 163) to produce pKR1700 (SEQ ID NO: 166).

15 Construction of pKR1701 (GmSut4-2 YLDGAT2mod 35Hyg)

The SbfI fragment of pKR1682 (SEQ ID NO: 160), containing GmSut4-2, was cloned into the SbfI site of pKR1691 (SEQ ID NO: 163) to produce pKR1701 (SEQ ID NO: 167).

20 Transgenic soybean lines (cv. Jack) transformed with pKR1691 (SEQ ID NO: 163), pKR1698 (SEQ ID NO: 164), pKR1699 (SEQ ID NO: 165), pKR1700 (SEQ ID NO: 166) or pKR1701 (SEQ ID NO: 167), were generated by particle gun bombardment as described in Example 7. Events were selected, somatic embryos were matured in SHaM media and embryos were analyzed for oil content and fatty acid profile exactly as described in Example 14.

25 Results showing oil content and fatty acid profile for approximately 30 transgenic soybean lines (events) from each experiment transformed with pKR1698 (SEQ ID NO: 164), pKR1699 (SEQ ID NO: 165), pKR1700 (SEQ ID NO: 166) or pKR1701 (SEQ ID NO: 167) are shown in Tables 13, 14, 15, 16 or 17, respectively. Average oil content and fatty acid profile for all events in an experiment is shown in
30 each table as Avg. Average oil content and fatty acid profile for 5 events having highest oil content in an experiment is shown in each Table as Avg-Top5. In each table, events are sorted based on decreasing oil content.

TABLE 13

Oil Content and Fatty Acid Profile for Soy Somatic Embryos Transformed with pKR1691 (YLDGAT2mod only).

MSE2702 (pKR1691) -
YLDGAT2mod

<u>Event</u>	<u>Oil</u>	<u>16:0</u>	<u>18:0</u>	<u>18:1</u>	<u>18:2</u>	<u>18:3</u>
2702-10	10.1	12.7	5.8	32.4	38.8	10.3
2702-29	8.5	14.0	5.7	25.1	42.0	13.2
2702-5	8.1	13.9	5.6	25.9	40.6	14.0
2702-27	7.1	14.1	5.3	27.1	39.5	13.9
2702-16	6.9	14.6	5.5	27.3	38.5	14.1
2702-23	6.9	15.6	4.9	18.6	44.7	16.1
2702-7	6.7	13.7	7.3	31.1	35.3	12.6
2702-2	6.7	15.4	4.8	16.6	45.8	17.4
2702-9	5.7	17.2	5.7	19.2	41.8	16.1
2702-21	5.5	15.4	5.1	20.9	41.4	17.3
2702-4	5.4	15.3	6.3	25.0	37.7	15.7
2702-28	5.3	17.9	5.7	19.5	39.7	17.2
2702-18	5.2	16.3	5.1	16.7	42.5	19.5
2702-14	4.9	15.0	5.1	16.8	43.5	19.5
2702-13	4.9	16.6	4.5	15.8	43.3	19.8
2702-24	4.8	16.1	6.3	20.1	40.9	16.5
2702-20	4.7	15.7	5.7	21.0	39.9	17.7
2702-15	4.3	17.0	4.9	15.1	42.4	20.7
2702-6	4.3	16.4	5.6	17.4	41.9	18.6
2702-12	4.1	15.5	6.5	22.7	37.3	18.1
2702-26	4.1	16.1	4.7	15.3	42.3	21.6
2702-1	3.9	16.2	6.1	19.7	39.5	18.4
2702-22	3.8	17.1	5.7	17.9	40.5	18.8
2702-3	3.6	16.3	4.9	14.5	42.3	22.0
2702-8	3.6	17.7	5.0	15.2	40.8	21.2
2702-25	3.4	17.6	5.3	16.4	40.0	20.6
2702-17	3.3	17.3	5.3	17.9	37.8	21.8
2702-30	3.1	18.1	5.4	17.0	38.5	21.0
2702-19	3.0	17.8	5.7	17.0	39.4	20.0
2702-11	3.0	18.1	5.4	15.3	40.7	20.5
Avg.	5.2	16.0	5.5	20.0	40.7	17.8
Avg.-Top5	8.1	13.9	5.6	27.6	39.9	13.1

TABLE 14

Oil Content and Fatty Acid Profile for Soy Somatic Embryos Transformed with pKR1698 (YLDGAT2mod & ATSUT4HIS6).

MSE2703 (pKR1698) - YLDGAT2mod & AtSUT4HIS6

<u>Event</u>	<u>Oil</u>	<u>16:0</u>	<u>18:0</u>	<u>18:1</u>	<u>18:2</u>	<u>18:3</u>
2703-2	12.5	12.4	5.2	34.3	39.2	8.9
2703-13	11.5	13.2	4.5	29.3	41.3	11.8
2703-22	9.9	13.3	5.6	30.0	40.2	10.9
2703-3	8.9	13.4	6.4	30.0	39.3	11.0
2703-7	7.9	13.5	5.9	30.8	37.5	12.3
2703-27	7.8	15.0	5.8	29.0	37.1	13.1
2703-26	7.2	13.8	6.8	32.7	35.0	11.6
2703-8	7.0	14.5	5.0	25.8	40.7	14.0
2703-14	6.2	14.4	6.0	28.3	37.4	14.0
2703-18	5.8	14.6	6.0	29.0	37.2	13.1
2703-15	5.8	17.7	4.9	18.2	42.9	16.2
2703-29	5.7	16.5	5.9	23.4	39.6	14.7
2703-6	5.2	16.0	4.8	18.4	42.0	18.9
2703-23	4.9	16.6	5.7	21.0	38.8	17.8
2703-9	4.9	17.6	4.5	17.1	42.7	18.1
2703-10	4.9	15.5	5.5	27.2	35.9	15.9
2703-16	4.4	17.0	5.3	20.2	40.3	17.2
2703-17	4.3	16.7	6.1	22.6	38.4	16.2
2703-5	4.1	16.8	6.0	19.7	42.6	15.0
2703-21	4.0	18.8	4.1	17.3	38.0	21.9
2703-24	4.0	15.7	4.4	20.0	40.3	19.6
2703-1	3.7	14.9	5.0	17.6	39.9	22.5
2703-11	3.7	17.4	6.1	22.6	35.8	18.1
2703-28	3.5	17.5	5.3	17.8	39.5	19.9
2703-19	3.5	13.3	5.4	17.3	43.3	20.7
2703-30	3.3	16.8	5.6	18.6	40.3	18.8
2703-12	3.3	16.6	5.3	23.0	34.0	21.0
2703-25	3.2	16.7	5.2	18.6	38.4	21.1
2703-4	3.1	16.5	5.7	20.3	37.8	19.7
2703-20	2.6	17.2	4.8	15.0	42.1	20.9
Avg.	5.6	15.7	5.4	23.2	39.2	16.5
Avg.-Top5	10.1	13.2	5.5	30.9	39.5	11.0

5

TABLE 15

Oil Content and Fatty Acid Profile for Soy Somatic Embryos Transformed with pKR1699 (YLDGAT2mod & GmSut4-1).

MSE2704 (pKR1699) - YLDGAT2mod & GmSut4-1

<u>Event</u>	<u>Oil</u>	<u>16:0</u>	<u>18:0</u>	<u>18:1</u>	<u>18:2</u>	<u>18:3</u>
2704-10	16.3	10.8	4.8	38.0	38.6	7.8
2704-19	12.6	12.4	5.2	33.5	40.4	8.5
2704-21	10.7	13.7	4.5	27.5	42.3	11.9
2704-30	9.1	15.5	4.8	21.8	44.7	13.3
2704-6	8.9	14.0	6.4	35.3	33.6	10.7
2704-12	8.0	13.7	6.5	30.6	38.1	11.2
2704-20	7.7	14.1	6.0	30.5	36.6	12.9
2704-26	7.7	13.9	5.9	30.3	37.5	12.4
2704-9	7.3	15.1	6.0	24.8	39.6	14.6
2704-22	6.6	15.2	6.3	27.8	38.1	12.7
2704-23	6.0	17.0	4.9	19.6	42.3	16.2
2704-28	5.8	16.7	4.5	15.3	45.4	18.1
2704-2	5.7	16.5	5.4	16.9	43.0	18.2
2704-15	5.7	17.2	5.2	17.6	43.1	16.9
2704-18	5.3	16.0	5.3	23.2	39.0	16.4
2704-29	5.2	16.9	6.0	27.3	35.8	14.1
2704-7	5.2	16.3	5.4	19.7	42.3	16.5
2704-17	5.1	17.2	4.8	15.6	43.8	18.5
2704-11	5.0	15.2	5.6	18.1	42.6	18.5
2704-5	4.9	16.8	5.6	20.9	39.6	17.1
2704-8	4.8	16.6	6.3	24.4	34.9	17.8
2704-1	4.8	16.4	5.5	21.1	39.6	17.3
2704-16	4.7	17.4	4.9	16.8	42.2	18.7
2704-25	4.7	19.0	5.1	18.4	38.7	18.9
2704-27	4.6	18.7	5.8	19.8	37.9	17.8
2704-4	4.6	15.1	6.4	25.5	38.0	15.0
2704-24	4.5	16.8	5.4	19.1	40.7	18.0
2704-13	4.5	18.1	4.9	15.2	42.8	19.0
2704-3	3.7	16.7	6.0	22.5	37.0	17.8
2704-14	3.0	17.8	5.8	18.1	38.0	20.3
Avg.	6.4	15.9	5.5	23.2	39.9	15.6
Avg.-Top5	11.5	13.3	5.1	31.2	39.9	10.4

TABLE 16

Oil Content and Fatty Acid Profile for Soy Somatic Embryos Transformed with pKR1700 (YLDGAT2mod & GmSut2-1).

MSE2705 (pKR1700) - YLDGAT2mod & GmSut2-1

<u>Event</u>	<u>Oil</u>	<u>16:0</u>	<u>18:0</u>	<u>18:1</u>	<u>18:2</u>	<u>18:3</u>
2705-9	10.5	13.6	6.2	32.3	38.2	9.6
2705-16	9.5	15.6	4.4	19.3	48.5	12.1
2705-1	9.5	15.5	5.8	21.2	45.9	11.6
2705-3	9.3	14.4	7.1	31.5	37.3	9.8
2705-8	9.2	13.7	6.1	29.8	40.0	10.4
2705-12	8.6	12.9	5.7	30.9	39.6	10.9
2705-27	8.4	13.6	5.3	29.9	39.2	12.0
2705-7	7.8	15.3	6.0	20.9	44.5	13.3
2705-17	7.4	16.6	7.5	23.6	40.0	12.3
2705-6	7.3	15.6	6.9	22.9	42.9	11.7
2705-5	7.1	16.9	5.1	19.7	44.0	14.2
2705-23	6.6	16.8	5.3	19.0	43.4	15.6
2705-13	6.4	15.4	6.1	21.3	41.7	15.6
2705-30	6.2	13.9	6.3	27.3	38.5	14.1
2705-29	6.2	16.1	7.2	22.8	38.9	15.0
2705-10	5.9	14.1	6.3	29.5	37.3	12.9
2705-28	5.8	17.1	5.3	19.9	42.5	15.2
2705-11	5.6	15.9	7.6	22.7	39.8	14.0
2705-15	5.6	16.6	5.9	19.7	42.2	15.7
2705-19	5.3	16.6	5.7	22.4	40.4	15.0
2705-2	5.2	15.1	4.8	15.9	46.5	17.7
2705-21	4.9	16.5	6.6	24.4	38.5	14.0
2705-22	4.9	16.3	5.1	18.6	41.5	18.4
2705-14	4.9	16.0	7.2	20.5	40.0	16.2
2705-4	4.8	18.8	6.1	21.0	38.7	15.5
2705-31	4.7	17.3	6.7	18.7	40.3	17.0
2705-24	4.5	17.2	4.9	17.0	42.1	18.9
2705-20	4.1	16.8	6.5	20.3	38.5	17.9
2705-25	4.1	14.8	4.3	16.1	42.8	22.0
2705-18	3.7	17.5	4.0	16.5	42.9	19.1
2705-26	3.7	17.8	6.0	18.4	39.3	18.4
Avg.	6.4	15.8	5.9	22.4	41.2	14.7
Avg.-Top5	9.6	14.6	6.0	26.8	42.0	10.7

TABLE 17

Oil Content and Fatty Acid Profile for Soy Somatic Embryos Transformed with pKR1701 (YLDGAT2mod & GmSut4-2).

MSE2706 (pKR1701) - YLDGAT2mod & GmSut4-2

<u>Event</u>	<u>Oil</u>	<u>16:0</u>	<u>18:0</u>	<u>18:1</u>	<u>18:2</u>	<u>18:3</u>
2706-13	10.9	11.2	8.3	38.7	34.6	7.2
2706-16	8.2	14.0	7.0	33.3	36.3	9.4
2706-6	7.9	14.3	6.7	28.9	39.0	11.1
2706-2	7.7	16.2	4.0	19.7	45.4	14.8
2706-3	7.3	14.9	6.3	28.9	37.9	12.1
2706-1	6.5	12.7	5.7	34.3	36.1	11.2
2706-29	6.3	17.4	5.6	17.9	40.8	18.3
2706-24	5.9	15.1	6.8	27.8	36.7	13.6
2706-19	5.8	15.4	6.6	27.5	37.1	13.4
2706-10	5.8	17.1	5.9	26.2	35.5	15.2
2706-27	5.8	16.1	5.0	21.3	41.5	16.1
2706-26	5.7	15.8	6.2	26.9	37.3	14.0
2706-4	5.7	15.8	5.1	18.8	38.8	21.5
2706-30	5.6	16.2	7.0	26.4	36.6	13.8
2706-20	5.5	17.7	6.3	21.0	37.7	17.3
2706-28	5.3	15.3	5.4	26.0	39.9	13.4
2706-18	5.1	15.2	5.6	25.3	39.3	14.6
2706-8	4.9	16.9	6.0	24.2	36.4	16.5
2706-22	4.6	19.3	4.6	17.5	39.7	19.0
2706-14	4.6	17.3	6.5	23.3	37.7	15.3
2706-25	4.5	18.1	4.9	17.7	41.3	18.0
2706-12	4.5	18.5	5.0	15.9	39.6	21.1
2706-9	4.2	16.5	5.3	24.4	36.8	17.0
2706-17	4.0	17.0	6.5	22.2	36.2	18.1
2706-7	3.7	17.6	6.4	22.1	37.3	16.6
2706-15	3.5	17.8	6.2	21.2	36.0	18.7
2706-21	3.3	17.8	6.0	18.1	39.1	18.9
2706-11	3.3	17.5	4.9	18.1	38.5	20.9
2706-23	2.8	17.7	4.9	15.5	40.2	21.7
2706-5	2.5	16.3	5.7	14.4	35.9	27.7
Avg.	5.4	16.3	5.9	23.4	38.2	16.2
Avg.-Top5	8.4	14.1	6.4	29.9	38.6	10.9

5

A summary of the average oil content and fatty acid profile for the 5 events having highest oil content for each experiment is shown in Table 18. Also shown is the change in oil content compared to the YLDGAT1 only experiment (dOil) as well as the percent increase in oil compared to the YLDGAT1 only experiment (% dOil).

TABLE 18

Average Oil Content and Fatty Acid Profiles for 5 Events having highest oil content in each experiment.

<u>Experiment</u>	<u>Vector</u>	<u>Gene 1</u>	<u>Gene 2</u>	<u>Oil</u>	<u>dOil</u>	<u>% dOil</u>	<u>16:0</u>	<u>18:0</u>	<u>18:1</u>	<u>18:2</u>	<u>18:3</u>
MSE2702	pKR1691	YLDGAT2mod	-	8.1	-	-	13.9	5.6	27.6	39.9	13.1
MSE2703	pKR1698	YLDGAT2mod	AtSUT4HIS6	10.1	2.0	24.7%	13.2	5.5	30.9	39.5	11
MSE2704	pKR1699	YLDGAT2mod	GmSut4-1	11.5	3.4	42.0%	13.3	5.1	31.2	39.9	10.4
MSE2705	pKR1700	YLDGAT2mod	GmSut2-1	9.6	1.5	18.5%	14.6	6.0	26.8	42.0	10.7
MSE2706	pKR1701	YLDGAT2mod	GmSut4-2	8.4	0.3	3.7%	14.1	6.4	29.9	38.6	10.9

5

In summary, co-expression of SUT2 and SUT4-type transporters, ATSUT4HIS6, GmSut4-1 and GmSut2-1 showed significant additive effect by further increasing oil contents compared to transgenic embryos with only the YLDGAT2mod gene.

10

EXAMPLE 16Co-expression of sucrose transporters and *Yarrowia lipolytica* DGAT2 in Soy

The present example describes cloning a soy Sut4 gene (GmSut4-1) into a soy expression vector and co-expressing with the modified *Yarrowia lipolytica* DGAT2 gene (YLDGAT2mod) in soy somatic embryos. GmSut4-1 is under control of the soy beta-conglycinin promoter and YLDGAT2mod is under control of the soy glycinin Gy1 promoter.

15

Construction of pKR1602 (YLDGAT2mod ALS)

Plasmid QC477 (described in US Publication No. US 2010-0162436 published on June 24, 2010), which contains the soybean acetolactate synthase (als) gene coding region encoding a mutant ALS enzyme insensitive to sulfonylurea herbicides, was digested with NotI, the fragment ends were filled to blunt and the fragment was religated to produce pKR1363 (SEQ ID NO: 168). In this way, the NotI site was effectively removed.

20

The NotI fragment of pKR1316 (described in PCT Int. Appl. WO 2009/143401 published on November 26, 2009), containing a codon optimized *Yarrowia* DGAT1 (YLDGAT1cod2), was cloned into the NotI fragment of pKR1104 (described in PCT Int. Appl. WO 2008/124048 published on October 16, 2008), containing the vector

25

backbone with soy beta-conglycinin promoter, to produce pKR1331 (SEQ ID NO: 169).

Plasmid pKR1331 (SEQ ID NO: 169) was digested with BamHI/HindIII, fragment ends were completely filled to blunt and the fragment containing
5 YLDGAT1cod2 was then cloned into the PmeI site of pKR1363 (SEQ ID NO: 168) to produce pKR1365 (SEQ ID NO: 170).

The NotI fragment of pKR1254_Y326F (described in PCT Int. Appl. WO 2008/147935 published on December 4, 2008), containing a modified *Yarrowia* DGAT2 (YLDGAT2mod), was cloned into the NotI fragment of pKR1365 (SEQ ID
10 NO: 170), containing the vector backbone with soy beta-conglycinin promoter, to produce pKR1374 (SEQ ID NO: 171).

The XbaI/NheI fragment of pKR263 (described in PCT Int. Appl. WO 2004/071467 published on August 26, 2004), containing the Gy1 promoter/leg terminator cassette, was cloned into the XbaI site of pNEB193 (New England Biolabs, Ipswich,
15 MA) to produce pKR1598 (SEQ ID NO: 172).

The NotI fragment of pKR1374 (SEQ ID NO: 171), containing YLDGAT2mod, was cloned into the NotI site of pKR1598 (SEQ ID NO: 172) to produce pKR1600 (SEQ ID NO: 173).

The SbfI/BsiWI fragment of pKR1600 (SEQ ID NO: 173), containing
20 YLDGAT2mod, was cloned into the SbfI/BsiWI fragment of pKR1374 (SEQ ID NO: 171), containing the vector backbone with ALS selection marker, to produce pKR1602 (SEQ ID NO: 174).

Construction of pKR1661 (GmSut4-1 YLDGAT2mod ALS)

The NotI fragment of Glyma02g38300 in pGEM-T Easy (SEQ ID NO: 151),
25 containing GmSut4-1, was cloned into the NotI site of pKR1365 (SEQ ID NO: 170) to produce pKR1658 (SEQ ID NO: 175).

The BsiWI fragment of pKR1658 (SEQ ID NO: 175), containing GmSut4-1, was cloned into the BsiWI site of pKR1602 (SEQ ID NO: 174) to produce pKR1661 (SEQ ID NO: 176).

30 Transgenic soybean lines transformed with pKR1602 (SEQ ID NO: 174) or pKR1661 (SEQ ID NO: 176), were generated by particle gun bombardment as described in Example 7 with the following modifications. Soy embryogenic suspension cultures (cv. 93B86) were grown at a light intensity of 80-100 $\mu\text{E}/\text{m}^2/\text{s}$ and were subcultured every 7-14 days by inoculating up to $\frac{1}{2}$ dime sized quantities of tissue into

50 mL of fresh liquid SB196. During tissue bombardment, only 100 mg of two-week old suspension culture is transformed (vs 150-250 mg described in Example 7). Total time in selection on SU is for 13 weeks vs 8-12 as described in Example 7.

Events were analyzed at the somatic embryo stage for oil content and fatty acid profile exactly as described in Example 7. Results showing oil content and fatty acid profile for transgenic soybean lines (events) from each experiment transformed with pKR1602 (SEQ ID NO: 174) or pKR1661 (SEQ ID NO: 176) are shown in Tables 19 or 20, respectively. Average oil content and fatty acid profile for all events in an experiment is shown in each table as Avg. Average oil content and fatty acid profile for 5 events having highest oil content in an experiment is shown in each Table as Avg-Top5. In each table, events are sorted based on decreasing oil content.

TABLE 19

Oil Content and Fatty Acid Profile for Soy Somatic Embryos Transformed with pKR1602 (YLDGAT2mod).

Oil60 (pKR1602) -
YLDGAT2mod

<u>Event</u>	<u>Oil</u>	<u>16:0</u>	<u>18:0</u>	<u>18:1</u>	<u>18:2</u>	<u>18:3</u>
AFS 7220-11-2	8.7	15.3	5.2	15.1	51.7	12.7
AFS 7501-12-1	8.0	12.7	4.3	29.4	40.7	13.0
AFS 7220-9-1	7.7	13.7	7.8	16.9	47.8	13.7
AFS 7501-10-1	7.3	12.1	5.0	30.7	39.6	12.6
AFS 7501-7-1	7.0	15.3	4.0	20.8	46.4	13.5
AFS 7220-1-1	6.6	13.3	7.2	30.8	39.5	9.3
AFS 7501-1-1	6.3	14.4	4.4	27.5	40.3	13.4
AFS 7220-4-1	5.4	14.2	7.9	17.9	46.5	13.6
AFS 7220-10-1	4.5	13.1	8.0	26.2	42.0	10.7
AFS 7501-12-2	4.2	14.5	4.4	24.9	40.4	15.7
AFS 7501-6-1	4.2	15.8	4.3	22.4	40.9	16.6
AFS 7220-10-2	3.8	17.0	6.5	19.5	43.8	13.1
AFS 7501-12-3	3.6	15.8	5.0	21.4	39.7	18.0
AFS 7220-11-1	3.6	13.5	6.6	19.0	47.6	13.4
Avg.	5.8	14.3	5.8	23.0	43.3	13.5
Avg.-Top5	7.7	13.8	5.3	22.6	45.2	13.1

TABLE 20

Oil Content and Fatty Acid Profile for Soy Somatic Embryos Transformed with pKR1661 (YLDGAT2mod & GmSut4-1).

Oil79 (pKR1661) - YLDGAT2mod & GmSut4-1

<u>Event</u>	<u>Oil</u>	<u>16:0</u>	<u>18:0</u>	<u>18:1</u>	<u>18:2</u>	<u>18:3</u>
AFS 7162-10-16	11.4	14.3	5.5	29.4	39.0	11.8
AFS 7162-10-15	9.8	11.3	5.4	37.5	36.8	9.0
AFS 7162-10-4	9.0	10.2	4.3	33.0	41.8	10.7
AFS 7162-10-1	8.8	10.8	5.3	34.8	39.1	9.9
AFS 7162-10-7	8.5	14.9	4.5	23.6	45.7	11.3
AFS 7162-5-2	8.2	11.8	6.0	30.0	40.1	12.0
AFS 7162-10-5	8.1	10.3	5.0	40.2	35.4	9.1
AFS 7162-10-17	8.0	12.6	6.5	35.7	35.0	10.2
AFS 7162-10-11	7.3	12.1	5.1	30.4	39.1	13.2
AFS 7162-10-14	7.3	15.3	5.7	23.2	37.9	17.9
AFS 7162-10-2	7.3	10.6	6.2	41.6	32.3	9.4
AFS 7162-10-9	7.0	11.1	5.0	35.5	36.8	11.5
AFS 7162-10-12	6.6	12.4	6.0	41.9	30.3	9.4
AFS 7162-10-10	6.4	11.8	5.2	33.4	38.5	11.2
AFS 7162-10-3	5.7	12.5	4.3	21.7	44.4	17.0
AFS 7162-10-6	5.5	17.4	4.3	17.0	45.0	16.3
AFS 7162-5-1	5.5	12.6	5.7	25.5	41.7	14.6
AFS 7162-10-8	5.4	14.2	4.3	25.8	40.4	15.3
AFS 7162-10-13	5.4	13.2	4.4	21.8	44.8	15.9
AFS 7162-5-3	5.3	13.2	7.5	33.4	31.8	14.0
Avg.	7.3	12.6	5.3	30.8	38.8	12.5
Avg.-Top5	9.5	12.3	5.0	31.7	40.5	10.6

5

A summary of the average oil content and fatty acid profile for the 5 events having highest oil content for each experiment is shown in Table 21. Also shown is the change in oil content compared to the YLDGAT1 only experiment (dOil) as well as the percent increase in oil compared to the YLDGAT1 only experiment (% dOil).

10

TABLE 21

Average Oil Content and Fatty Acid Profiles for 5 Events having highest oil content in each experiment.

Average Oil Content and Fatty Acid Profile for Top5 Events per Experiment

<u>Experiment</u>	<u>Vector</u>	<u>Gene 1</u>	<u>Gene 2</u>	<u>Oil</u>	<u>dOil</u>	<u>% dOil</u>	<u>16:0</u>	<u>18:0</u>	<u>18:1</u>	<u>18:2</u>	<u>18:3</u>
Oil60	pKR1602	YLDGAT2mod	-	7.7	-	-	13.8	5.3	22.6	45.2	13.1
Oil79	pKR1661	YLDGAT2mod	GmSut4-1	9.5	1.8	23.3%	12.3	5.0	31.7	40.5	10.6

5

In summary, co-expression of GmSut4-1 showed significant additive effect by further increasing oil contents compared to transgenic embryos with only the YLDGAT2mod gene.

10

EXAMPLE 17

Co-expression of *Yarrowia lipolytica* DGAT Genes and Low Affinity, High Capacity Sucrose Transporter Genes in Soybean Seed

T1 seed from event AFS 5925.1.9.2 (3 transgenic HiOil/Increased Oleic segregants; 1 null segregant) and AFS 5925.2.7.1 (9 transgenic HiOil/Increased Oleic segregants; 2 null segregants), which were described in Example 8 (Table 7), were planted and plants grown as described *supra*. T2 seed were harvested and 16 seeds from each seed were analyzed for oil content and fatty acid profile as described *supra*. Based on the oil content and fatty acid profiles for T2 seed from each plant, 1 plant from event AFS 5925.1.9.2 and 1 plant from event AFS 5925.2.7.1 were identified to be homozygous for the transgene as all 16 seed analyzed displayed the HiOil/Increased Oleic phenotype.

The oil content and fatty acid profiles for seed from homozygous plants (Homoz) as well as the null segregants (Null) for each event are shown in Table 22. In Table 22, "Avg." indicates the average oil content or fatty acid profile for all T2 seed from that plant. In Table 22, Null Avg. indicates the average oil content and fatty acid profile for T2 seed from all Null plants from AFS 5925.2.7.1. Data are presented as decreasing oleic acid content in each seed for each plant. Oil content from 2 wild-type soybean seed (cv. Jack) is also shown.

30

TABLE 22

Oil Content and Fatty Acid Profile of T2 Soybean Seed Generated with PHP 36710

Event	Plant	Seed	% oil	%16:0	%18:0	%18:1	%18:2	%18:3	Segregant Type
AFS 5925.1.9.2	9GR22-74	9GR22-74-1	20.4	12.6	3.7	14.8	57.4	11.5	Null
AFS 5925.1.9.2	9GR22-74	9GR22-74-16	21.2	13.4	3.6	14.3	58.2	10.5	Null
AFS 5925.1.9.2	9GR22-74	9GR22-74-12	20.9	12.9	4.2	13.7	59.6	9.6	Null
AFS 5925.1.9.2	9GR22-74	9GR22-74-7	21.8	12.1	4.1	13.5	60.9	9.5	Null
AFS 5925.1.9.2	9GR22-74	9GR22-74-13	21.8	12.5	3.8	13.0	60.1	10.7	Null
AFS 5925.1.9.2	9GR22-74	9GR22-74-10	18.5	13.5	3.5	12.9	58.1	12.0	Null
AFS 5925.1.9.2	9GR22-74	9GR22-74-8	20.7	13.4	3.6	12.6	59.6	10.8	Null
AFS 5925.1.9.2	9GR22-74	9GR22-74-11	20.4	12.9	3.7	12.3	60.1	11.1	Null
AFS 5925.1.9.2	9GR22-74	9GR22-74-4	20.1	13.0	4.0	12.1	58.0	13.0	Null
AFS 5925.1.9.2	9GR22-74	9GR22-74-2	20.2	13.2	3.7	10.9	58.2	14.0	Null
AFS 5925.1.9.2	9GR22-74	9GR22-74-9	21.2	12.6	3.7	10.8	60.0	12.9	Null
AFS 5925.1.9.2	9GR22-74	9GR22-74-5	20.6	12.7	3.6	10.6	60.6	12.6	Null
AFS 5925.1.9.2	9GR22-74	9GR22-74-15	20.7	12.5	3.8	10.2	59.0	14.5	Null
AFS 5925.1.9.2	9GR22-74	9GR22-74-14	20.5	13.4	3.9	10.1	55.5	17.1	Null
AFS 5925.1.9.2	9GR22-74	9GR22-74-3	15.8	13.7	3.6	10.0	59.6	13.1	Null
AFS 5925.1.9.2	9GR22-74	9GR22-74-6	12.7	15.4	3.8	8.8	52.0	20.0	Null
	9GR22-74								
	Avg.		19.8	13.1	3.8	11.9	58.5	12.7	
AFS 5925.1.9.2	9GR22-93	9GR22-93-15	27.0	10.5	5.3	37.2	42.2	4.8	Homoz
AFS 5925.1.9.2	9GR22-93	9GR22-93-4	18.9	9.0	4.9	36.4	43.4	6.3	Homoz
AFS 5925.1.9.2	9GR22-93	9GR22-93-14	27.7	10.5	5.4	34.2	44.3	5.6	Homoz
AFS 5925.1.9.2	9GR22-93	9GR22-93-16	24.9	11.1	5.1	33.2	44.9	5.7	Homoz
AFS 5925.1.9.2	9GR22-93	9GR22-93-3	26.5	10.8	4.8	32.7	46.2	5.5	Homoz
AFS 5925.1.9.2	9GR22-93	9GR22-93-5	27.8	10.3	5.2	32.7	45.8	6.1	Homoz
AFS 5925.1.9.2	9GR22-93	9GR22-93-12	26.1	11.4	4.8	31.1	46.9	5.8	Homoz
AFS 5925.1.9.2	9GR22-93	9GR22-93-10	26.0	11.6	5.7	30.9	46.1	5.7	Homoz
AFS 5925.1.9.2	9GR22-93	9GR22-93-7	26.0	12.3	5.9	30.6	44.4	6.7	Homoz
AFS 5925.1.9.2	9GR22-93	9GR22-93-6	24.4	11.5	4.8	29.7	48.0	6.0	Homoz
AFS 5925.1.9.2	9GR22-93	9GR22-93-9	25.8	11.3	6.0	29.5	47.0	6.3	Homoz
AFS 5925.1.9.2	9GR22-93	9GR22-93-2	27.0	11.3	5.0	29.5	47.8	6.5	Homoz
AFS 5925.1.9.2	9GR22-93	9GR22-93-8	24.8	11.0	4.4	29.3	49.6	5.7	Homoz
AFS 5925.1.9.2	9GR22-93	9GR22-93-13	27.9	11.2	4.8	29.3	48.0	6.7	Homoz
AFS 5925.1.9.2	9GR22-93	9GR22-93-1	24.5	11.8	4.8	28.6	49.3	5.4	Homoz
AFS 5925.1.9.2	9GR22-93	9GR22-93-11	25.6	12.3	5.3	27.6	48.4	6.4	Homoz
	9GR22-93								
AFS 5925.1.9.2	Avg.		25.7	11.1	5.1	31.4	46.4	5.9	
AFS 5925.2.7.1	9GR22-114	9GR22-114-3	20.8	11.1	3.5	13.8	63.4	8.2	Null
AFS 5925.2.7.1	9GR22-114	9GR22-114-12	20.1	12.4	4.0	12.5	60.1	10.9	Null
AFS 5925.2.7.1	9GR22-114	9GR22-114-6	20.6	11.4	3.5	11.9	64.1	9.1	Null
AFS 5925.2.7.1	9GR22-114	9GR22-114-13	21.0	12.1	3.7	11.8	62.8	9.6	Null
AFS 5925.2.7.1	9GR22-114	9GR22-114-10	19.6	13.0	3.5	11.2	60.2	12.1	Null
AFS 5925.2.7.1	9GR22-114	9GR22-114-2	20.6	11.5	3.5	11.0	61.9	12.0	Null
AFS 5925.2.7.1	9GR22-114	9GR22-114-14	17.9	12.8	3.4	10.7	59.3	13.7	Null
AFS 5925.2.7.1	9GR22-114	9GR22-114-11	23.2	10.6	3.4	10.6	63.2	12.2	Null

AFS 5925.2.7.1	9GR22-114	9GR22-114-7	18.9	11.5	3.5	10.0	64.4	10.7	Null
AFS 5925.2.7.1	9GR22-114	9GR22-114-1	19.4	10.7	3.4	9.9	65.2	10.7	Null
AFS 5925.2.7.1	9GR22-114	9GR22-114-8	20.3	13.0	3.3	9.6	60.8	13.3	Null
AFS 5925.2.7.1	9GR22-114	9GR22-114-15	21.7	11.1	3.3	9.2	63.0	13.3	Null
AFS 5925.2.7.1	9GR22-114	9GR22-114-9	22.4	10.6	3.2	7.9	65.4	12.8	Null
AFS 5925.2.7.1	9GR22-114	9GR22-114-5	19.6	11.9	3.2	7.1	58.0	19.8	Null
AFS 5925.2.7.1	9GR22-114	9GR22-114-4	19.1	11.8	3.8	6.9	62.1	15.3	Null
AFS 5925.2.7.1	9GR22-114	9GR22-114-16	19.7	10.4	3.4	6.1	61.2	19.0	Null
AFS 5925.2.7.1	9GR22-114 Avg.		20.3	11.6	3.5	10.0	62.2	12.7	
AFS 5925.2.7.1	9GR22-115	9GR22-115-15	21.4	12.1	3.5	13.8	61.5	9.2	Null
AFS 5925.2.7.1	9GR22-115	9GR22-115-7	21.7	11.5	3.6	12.2	63.1	9.6	Null
AFS 5925.2.7.1	9GR22-115	9GR22-115-14	21.2	11.6	3.3	11.9	63.9	9.3	Null
AFS 5925.2.7.1	9GR22-115	9GR22-115-16	19.9	11.0	3.8	11.7	63.3	10.2	Null
AFS 5925.2.7.1	9GR22-115	9GR22-115-3	21.5	11.5	3.3	11.6	63.8	9.7	Null
AFS 5925.2.7.1	9GR22-115	9GR22-115-13	21.3	10.7	4.2	11.4	63.0	10.7	Null
AFS 5925.2.7.1	9GR22-115	9GR22-115-12	22.0	11.9	3.6	11.1	62.2	11.3	Null
AFS 5925.2.7.1	9GR22-115	9GR22-115-5	22.1	11.5	4.5	11.0	61.7	11.3	Null
AFS 5925.2.7.1	9GR22-115	9GR22-115-6	21.0	11.3	3.8	10.7	63.6	10.6	Null
AFS 5925.2.7.1	9GR22-115	9GR22-115-1	20.3	11.1	3.9	10.5	63.7	10.9	Null
AFS 5925.2.7.1	9GR22-115	9GR22-115-2	21.5	12.5	3.7	9.6	62.3	11.9	Null
AFS 5925.2.7.1	9GR22-115	9GR22-115-8	21.0	12.8	4.0	9.5	61.9	11.8	Null
AFS 5925.2.7.1	9GR22-115	9GR22-115-9	21.0	11.4	3.8	9.0	64.3	11.4	Null
AFS 5925.2.7.1	9GR22-115	9GR22-115-10	21.3	12.5	3.3	8.8	63.0	12.4	Null
AFS 5925.2.7.1	9GR22-115	9GR22-115-11	20.0	12.2	3.9	8.8	58.6	16.5	Null
AFS 5925.2.7.1	9GR22-115	9GR22-115-4	19.7	11.1	3.3	7.9	63.3	14.3	Null
AFS 5925.2.7.1	9GR22-115 Avg.		21.1	11.7	3.7	10.6	62.7	11.3	
	Null Avg.		20.7	11.6	3.6	10.3	62.5	12.0	
AFS 5925.2.7.1	9GR22-133	9GR22-133-6	24.7	11.6	6.1	29.8	47.9	4.7	Homoz
AFS 5925.2.7.1	9GR22-133	9GR22-133-11	25.0	11.4	6.9	28.3	49.0	4.5	Homoz
AFS 5925.2.7.1	9GR22-133	9GR22-133-9	25.0	11.9	5.6	27.8	49.7	5.0	Homoz
AFS 5925.2.7.1	9GR22-133	9GR22-133-10	25.4	11.4	6.4	27.5	50.5	4.2	Homoz
AFS 5925.2.7.1	9GR22-133	9GR22-133-3	24.1	12.0	6.4	27.3	49.8	4.5	Homoz
AFS 5925.2.7.1	9GR22-133	9GR22-133-13	26.2	11.1	6.3	27.2	49.9	5.5	Homoz
AFS 5925.2.7.1	9GR22-133	9GR22-133-12	24.9	11.8	6.4	27.0	50.2	4.6	Homoz
AFS 5925.2.7.1	9GR22-133	9GR22-133-2	25.9	11.8	5.9	26.2	51.3	4.8	Homoz
AFS 5925.2.7.1	9GR22-133	9GR22-133-16	26.6	12.7	6.5	25.6	50.2	5.0	Homoz
AFS 5925.2.7.1	9GR22-133	9GR22-133-5	26.2	11.7	7.0	25.6	50.4	5.3	Homoz
AFS 5925.2.7.1	9GR22-133	9GR22-133-4	23.7	12.7	6.3	25.5	51.1	4.4	Homoz
AFS 5925.2.7.1	9GR22-133	9GR22-133-15	25.5	11.9	6.7	24.5	51.7	5.2	Homoz
AFS 5925.2.7.1	9GR22-133	9GR22-133-1	25.4	13.0	6.0	24.4	50.8	5.8	Homoz
AFS 5925.2.7.1	9GR22-133	9GR22-133-8	27.1	12.6	6.4	22.4	52.4	6.1	Homoz
AFS 5925.2.7.1	9GR22-133	9GR22-133-14	24.1	13.3	6.2	21.3	53.2	6.0	Homoz
AFS 5925.2.7.1	9GR22-133	9GR22-133-7	24.8	13.5	6.0	20.5	53.2	6.7	Homoz
AFS 5925.2.7.1	9GR22-133 Avg.		25.3	12.2	6.3	25.7	50.7	5.1	
Jack	9GR22-425	9GR22-425-12	20.9	12.8	4.3	12.4	60.1	10.5	N/A
Jack	9GR22-425	9GR22-425-4	20.8	13.0	4.2	12.2	59.8	10.8	N/A

9GR22-425
Avg. 24.8 12.4 6.1 23.2 52.3 6.0

A summary of the average oil contents and fatty acid profiles from transgenic homozygous T2 seed compared to null T2 seed for events AFS 5925.1.9.2 and AFS 5925.2.7.1, is shown in Table 23. Also shown in Table 23 is the difference in average oil content and fatty acid between the transgenic homozygous seed and the null seed for each event (delta). The average % change for the transgenic homozygous seed compared to the null is also shown (% delta).

TABLE 23.

Event	T2 Seed Type	% oil	%16:0	%18:0	%18:1	%18:2	%18:3
AFS 5925.1.9.2	Homozygous Avg.	25.7	11.1	5.1	31.4	46.4	5.9
AFS 5925.1.9.2	Null Avg.	19.8	13.1	3.8	11.9	58.5	12.7
	delta	5.9	-2.0	1.4	19.5	-12.2	-6.7
	%delta	29%	-15%	37%	164%	-21%	-53%
AFS 5925.2.7.1	Homozygous Avg.	25.3	12.2	6.3	25.7	50.7	5.1
AFS 5925.2.7.1	Null Avg.	20.7	11.6	3.6	10.3	62.5	12.0
	delta	4.6	0.5	2.7	15.4	-11.8	-6.9
	%delta	22%	4%	75%	149%	-19%	-57%

10

In summary applicants have demonstrated that co-expression of DGAT genes and SUT2 or SUT4 sucrose transporter genes provides an efficient method to increase the total fatty acid content of seed.

15

The article "a" and "an" are used herein to refer to one or more than one (i.e., to at least one) of the grammatical object of the article. By way of example, "an element" means one or more element.

20

All publications and patent applications mentioned in the specification are indicative of the level of those skilled in the art to which this invention pertains. All publications and patent applications are herein incorporated by reference to the same extent as if each individual publication or patent application was specifically and individually indicated to be incorporated by reference.

Although the foregoing invention has been described in some detail by way of illustration and example for purposes of clarity of understanding, it will be obvious that certain changes and modifications may be practiced within the scope of the appended claims.

5

THAT WHICH IS CLAIMED

1. A plant seed with increased oil content comprising in its genome:
 - (a) a recombinant DNA construct comprising a first polynucleotide operably
5 linked to at least one regulatory element, wherein said polynucleotide when expressed results in increased oil in said plant;
 - (b) a second recombinant DNA construct comprising a second polynucleotide operably linked to at least one regulatory element, wherein said second polynucleotide encodes a polypeptide that is a SUT4 or SUT2 sucrose transporter; and
10
 - (c) wherein said plant seed exhibits increased oil content when compared to a plant seed not comprising said second recombinant DNA construct of (b).
2. The plant seed of claim 1 wherein the first polynucleotide comprises a
15 diacylglycerol acyltransferase (DGAT) coding region, a Lec1 transcription factor coding region, or an ODP-1 transcription factor coding region.
3. The plant seed of claim 2, wherein the first polynucleotide comprising
20 the DGAT coding region encodes a polypeptide having at least 85% sequence identity to SEQ ID NO: 180, 186, 191, 188, 190, 182 or 184, based on the Clustal W method of alignment with pairwise alignment default parameters of KTUPLE=1, GAP PENALTY=3, WINDOW=5 and DIAGONALS SAVED=5.
4. The plant seed of claim 3, wherein the second polynucleotide encoding
25 the SUT4 or the SUT2 sucrose transporter comprises a polypeptide having an amino acid sequence of at least 90% sequence identity, when compared to SEQ ID NOs: 38, 34, 6, 40 or 4, based on the Clustal W method of alignment with pairwise alignment default parameters of KTUPLE=1, GAP PENALTY=3, WINDOW=5 and DIAGONALS SAVED=5, wherein said polypeptide has sucrose transport activity.
- 30 5. The plant seed of claim 1, wherein the first polynucleotide when expressed results in the silencing of phosphoglucomutase.
6. The plant seed of any one of claims 1-3 or 5, wherein the second polynucleotide encoding the SUT2 or the SUT4 sucrose transporter comprises a

- polypeptide having an amino acid sequence of at least 90% sequence identity, when compared to SEQ ID NOs: 38, 34, 6, 40, 4, 70-83, 85, 178, 36, 41-50, 52-69 or 150 based on the Clustal W method of alignment with pairwise alignment default parameters of KTUPLE=1, GAP PENALTY=3, WINDOW=5 and DIAGONALS
5 SAVED=5, wherein said polypeptide has sucrose transport activity.
7. The plant seed of any of claims 1-6, wherein said plant seed is from a monocot.
- 10 8. The plant seed of claim 7, wherein said monocot is maize, barley, millet, wheat, sorghum, sugarcane, switchgrass or rice.
9. The plant seed of any one of claims 1-6, wherein said plant seed is from a dicot.
- 15 10. The plant seed of claim 9, wherein said dicot is soybean, canola, alfalfa, sunflower, safflower, or cotton.
11. A plant derived from the seed of any one of claims 1-10.
- 20 12. A method of further increasing oil content in a high oil plant seed, comprising:
- (a) introducing into a regenerable high oil plant cell a recombinant DNA construct comprising a polynucleotide operably linked to at least one regulatory
25 sequence, wherein the polynucleotide encodes a polypeptide that is a SUT4 or SUT2 sucrose transporter;
- (b) regenerating a transgenic plant from the regenerable plant cell after step (a), wherein the transgenic plant comprises in its genome the recombinant DNA construct; and
- 30 (c) obtaining a progeny plant derived from the transgenic plant of step (b), wherein said progeny plant comprises in its genome the recombinant DNA construct and exhibits increased oil content when compared to a plant not comprising the recombinant DNA construct.

13. The method of claim 12, wherein the recombinant DNA construct encoding the SUT4 or SUT2 polypeptide comprises an amino acid sequence having at least 90% sequence identity, when compared to SEQ ID NOs: 38, 34, 6, 40 or 4, based on the Clustal W method of alignment with pairwise alignment default parameters of KTUPLE=1, GAP PENALTY=3, WINDOW=5 and DIAGONALS SAVED=5, wherein said polypeptide has sucrose transport activity.

14. The method of claim 12, wherein the recombinant DNA construct encoding the SUT4 or SUT2 polypeptide comprises an amino acid sequence having at least 90% sequence identity, when compared to SEQ ID NOs: 70-83, 85, 178, 36, 41-50, 52-69 or 150 based on the Clustal W method of alignment with pairwise alignment default parameters of KTUPLE=1, GAP PENALTY=3, WINDOW=5 and DIAGONALS SAVED=5, wherein said polypeptide has sucrose transport activity.

15. The method of any one of claims 12, 13, or 14, wherein the regenerable high oil plant cell comprises a second recombinant DNA construct comprising a diacylglycerol acyltransferase (DGAT) coding region, a Lec1 transcription factor coding region, or an ODP-1 transcription factor coding region.

16. The method of claim 15, wherein the DGAT coding region encodes a polypeptide having at least 85% sequence identity to SEQ ID NO: 180, 186, 191, 188, 190, 182 or 184, based on the Clustal W method of alignment with pairwise alignment default parameters of KTUPLE=1, GAP PENALTY=3, WINDOW=5 and DIAGONALS SAVED=5, wherein expression of the DGAT coding region increases oil accumulation in said regenerative high oil plant cell.

17. The method of any one of claims 12-16, wherein said high oil plant seed is from a monocot.

18. The method of claim 17, wherein said monocot is maize, barley, millet, wheat, sorghum, sugarcane, switchgrass or rice.

19. The method of claims 12-16, wherein said high oil plant seed is from a dicot.

20. The method of claim 19, wherein said dicot is soybean, canola, alfalfa, sunflower, safflower, or cotton.

5 21. A method of evaluating increased oil content in a plant seed, comprising:

(a) obtaining a transgenic plant, wherein the transgenic plant comprises in its genome a recombinant DNA construct comprising a polynucleotide operably linked to at least one regulatory element, wherein said polynucleotide encodes a SUT4 or SUT2 polypeptide;

10

(b) obtaining a progeny plant derived from the transgenic plant, wherein the progeny plant comprises in its genome the recombinant DNA construct;

(c) obtaining seed from said progeny plant; and

(d) evaluating the seed for increased oil content compared to a plant seed not comprising the recombinant DNA construct.

15

22. The method of claim 21, wherein the recombinant DNA construct encodes a polypeptide having an amino acid sequence of at least 90% sequence identity, when compared to SEQ ID NOs: 38, 34, 6, 40 or 4 based on the Clustal W method of alignment with pairwise alignment default parameters of KTUPLE=1, GAP PENALTY=3, WINDOW=5 and DIAGONALS SAVED=5, wherein said polypeptide has sucrose transport activity.

20

23. The method of claim 21, wherein the recombinant DNA construct encodes a polypeptide having an amino acid sequence of at least 90% sequence identity, when compared to SEQ ID NOs: 70-83, 85, 178, 36, 41-50, 52-69 or 150 based on the Clustal W method of alignment with pairwise alignment default parameters of KTUPLE=1, GAP PENALTY=3, WINDOW=5 and DIAGONALS SAVED=5, wherein said polypeptide has sucrose transport activity.

25

30

24. The method of any one of claims 21, 22, or 23, wherein the transgenic plant further comprises a second recombinant DNA construct comprising a diacylglycerol acyltransferase (DGAT) coding region, a Lec1 transcription factor coding region, or an ODP-1 transcription factor coding region.

25. The method of claim 24, wherein the DGAT coding region encodes a polypeptide having at least 85% sequence identity to SEQ ID NO: 180, 186, 191, 188, 190, 182 or 184, based on the Clustal W method of alignment with pairwise alignment default parameters of KTUPLE=1, GAP PENALTY=3, WINDOW=5 and
5 DIAGONALS SAVED=5, wherein expression of the DGAT coding region increases oil accumulation in said plant cell.
26. The method of any one of claims 21-25, wherein said plant seed is from
10 a monocot.
27. The method of claim 26, wherein said monocot is maize, barley, millet, wheat, sorghum, sugarcane, switchgrass or rice.
28. The method of claims 21-25, wherein said plant seed is from a dicot.
15
29. The method of claim 28, wherein said dicot is soybean, canola, alfalfa, sunflower, safflower, or cotton.
30. An isolated polynucleotide comprising:
20 (a) a nucleotide sequence encoding a polypeptide with sucrose transport activity, wherein, based on the Clustal W method of alignment with pairwise alignment default parameters of KTUPLE=1, GAP PENALTY=3, WINDOW=5 and DIAGONALS SAVED=5, the polypeptide has an amino acid sequence of at least 95% sequence
25 identity when compared to SEQ ID NO: 85, 178, 52 or 150; or,
(b) the full complement of the nucleotide sequence of (a).
31. The polynucleotide of claim 30, wherein the amino acid sequence of the polypeptide comprises SEQ ID NO: 85, 178, 52 or 150.
30
32. The polynucleotide of claim 30 wherein the nucleotide sequence comprises SEQ ID NO: 84, 177, 51 or 149.

33. A plant or seed comprising a recombinant DNA construct, wherein the recombinant DNA construct comprises the polynucleotide of any one of claims 30-32 operably linked to at least one regulatory sequence.

5 34. An isolated polypeptide comprising:

(a) an amino acid sequence encoding a polypeptide with sucrose transport activity, wherein, based on the Clustal W method of alignment with pairwise alignment default parameters of KTUPLE=1, GAP PENALTY=3, WINDOW=5 and DIAGONALS SAVED=5, the polypeptide has an amino acid sequence of at least 95%
10 sequence identity when compared to SEQ ID NO: 85, 178, 52 or 150; or,

(b) the full complement of the nucleotide sequence of (a).

35. The polypeptide of claim 34, wherein the amino acid sequence of the polypeptide comprises SEQ ID NO: 85, 178, 52 or 150.

15




FIG. 1
1/30

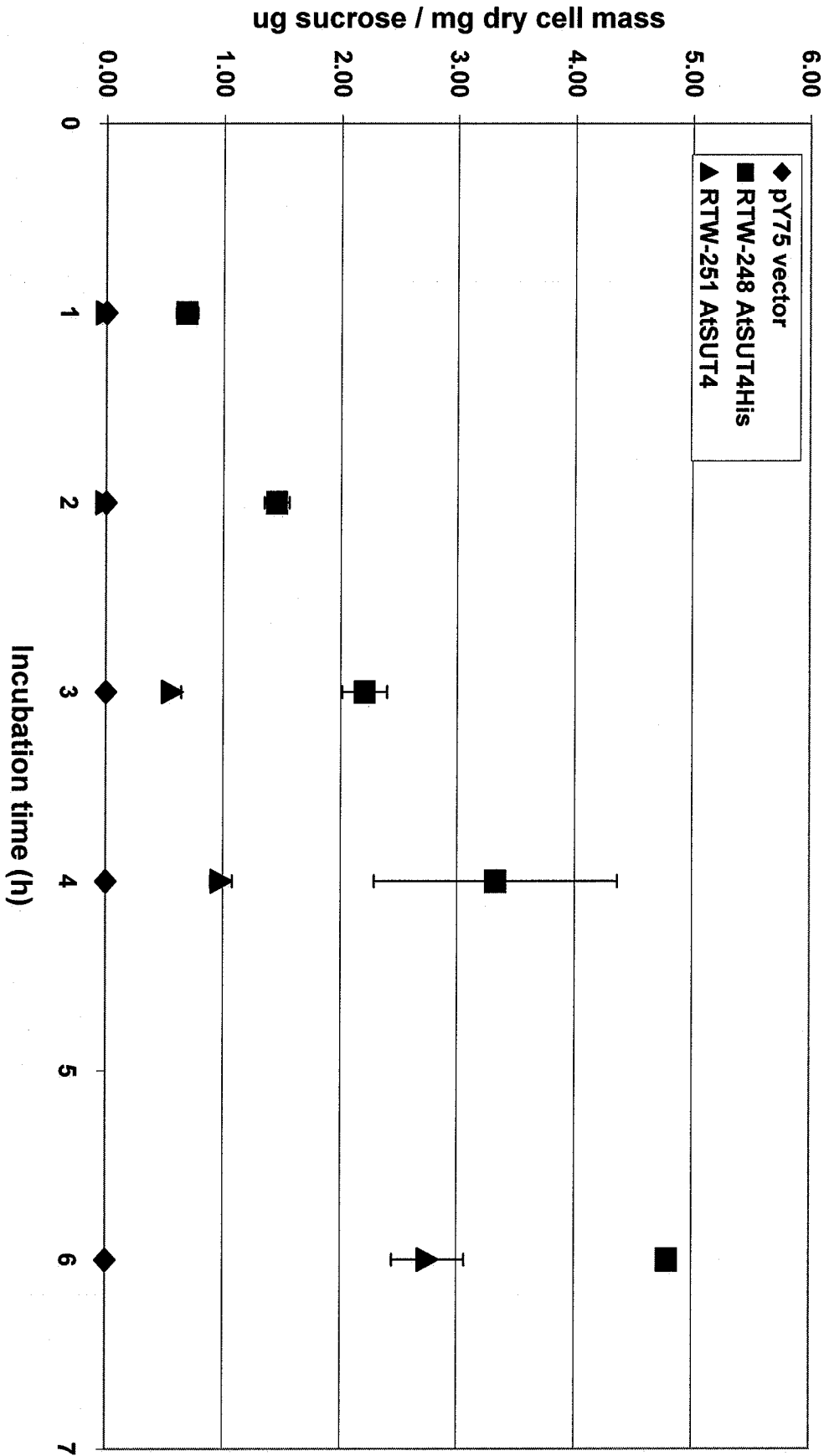


FIG. 2
2/30

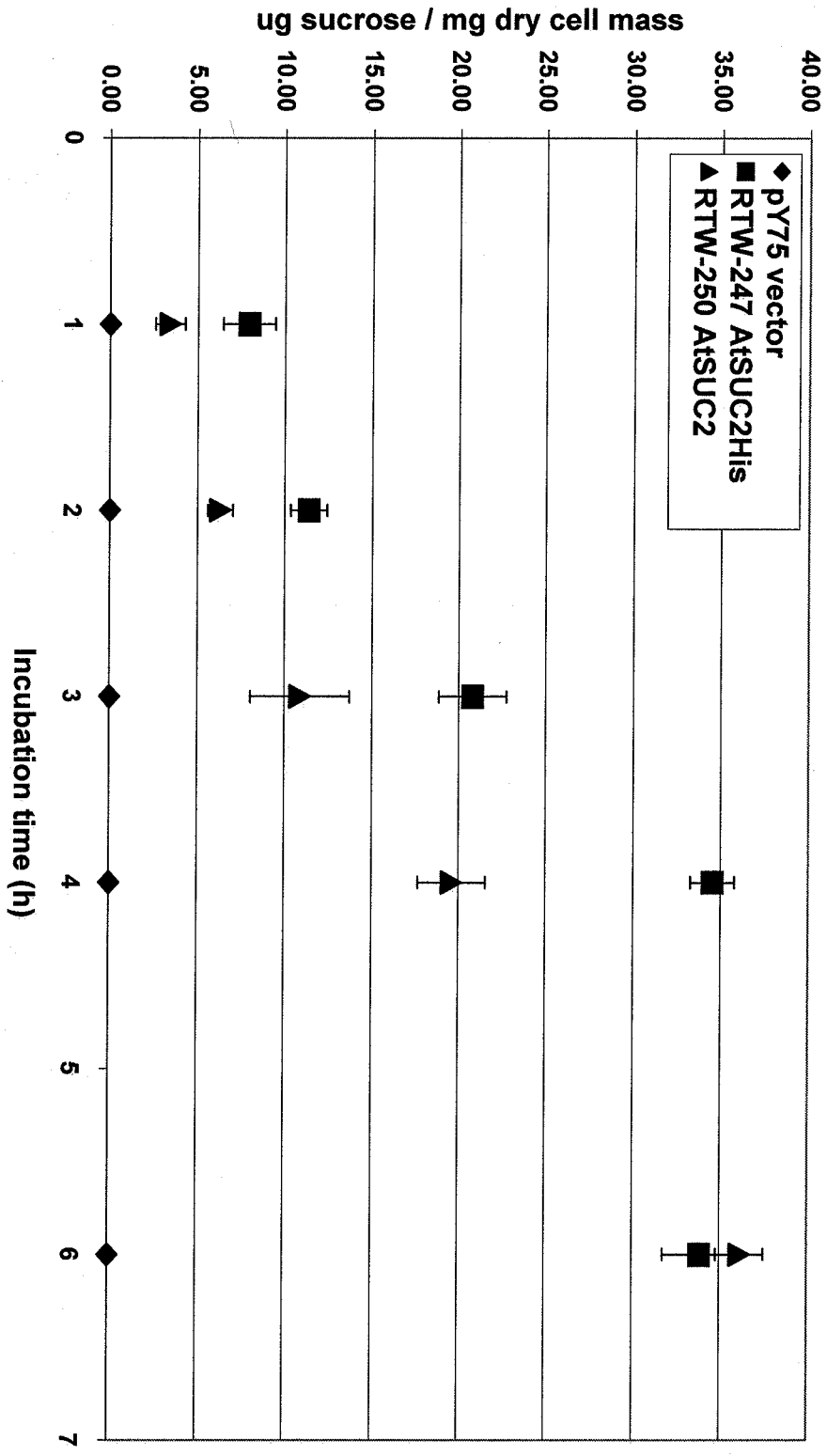


FIG. 3
3/30

FIG. 4B
5/30

81 LSL L L T P Y I Q T L G I S H A F S S F I W L C G P I T G L V V Q P F V G I W S D K C T S K Y G R R SEQ D NO 4
81 LSL L T P Y I Q T L G I G H A F S S F I W L C G P I T G L V V Q P C V G I W S D K C T S R F G R R SEQ D NO 34
79 LSL L T P Y I Q T L G I G H A F S S F I W L C G P I T G L V V Q P C V G I W S D K C T S R F G R R SEQ D NO 36
88 LSL L T P Y I Q T L G I Q H A F S S F I W L C G P I T G L V V Q P C V G I W S D K C T S K Y G R R SEQ D NO 41
84 LSL L T P Y I Q T L G I G H A F S S F I W L C G P I T G L V V Q P C V G I W S D K C T S K Y G R R SEQ D NO 42
84 LSL L T P Y I Q T L G I E H A F S S F I W L C G P I T G L V V Q P C V G I W S D K C H S K Y G R R SEQ D NO 43
84 LSL L T P Y I Q T L G I E H A F S S F I W L C G P I T G L V V Q P C V G I W S D K C H S K Y G R R SEQ D NO 44
80 LSL L T P Y I Q T L G I D H A M A S F I W L C G P I T G F V V Q P C V G V W S D K C R S K Y G R R SEQ D NO 45
74 LSL L T P Y I Q T L G I D H A M A S F I W L C G P I T G F V V Q P C V G V W S D K C R S K Y G R R SEQ D NO 46
45 LSL L T P Y I Q T L G I P H A L T S V M W L C G P I A G L L V Q P C V G L Y S D K C T S K L G R R SEQ D NO 47
80 LSL L T P Y I Q T L G V E H A F S S F I W L C G P I T G L V V Q P C V G I W S D K C T S K Y G R R SEQ D NO 48
91 LSL L T P Y I Q T L G I E H A F S S F I W L C G P I T G L V V Q P C V G I W S D K C T S K F G R R SEQ D NO 49
91 LSL L T P Y I Q T L G I E H A F S S F I W L C G P I T G L V V Q P C V G I W S D K S T S K F G R R SEQ D NO 50
15 LSL L T P Y I Q T L G I D H A M A S F I W L C G P I T G F V V Q P C V G V W S D K C R S K Y G R R SEQ D NO 52
31 LSL L T P Y I Q T L G L S H A L T S F M W L C G P I A G L V V Q P C V G L Y S D R C R S K W G R R SEQ D NO 150

131 R P F I L V G S F M I S I A V I I I G F S - A D I G Y L L G D S K E H C S T F K G T R T R A A V V F SEQ D NO 4
131 R P F I L A G S L M I C L A V I L I G F S - A D I G Y V L G D T H E H C R T F K G T R T R A A L V F SEQ D NO 34
129 R P F I L A G S L M I C L A V I L I G F S - A D I G Y V L G D T H E H C R T F K G T R T R A A L V F SEQ D NO 36
138 R P F I L A G C L M I S V A V I I I G F S - A D I G Y I L G D T K E H C S K F R G T R T R A A F V F SEQ D NO 41
134 R P F I L V G S L M I S I A V I V I G F S - A D I G Y L I G D T E E H C R T F K G T R T R A A F V F SEQ D NO 42
134 R P F I F I G A V M I S I A V I I I G F S A A D I G Y L L G D T K E H C S T F K G T R S R A A I V F SEQ D NO 43
134 R P F I F I G A V M I S I A V I I I G F S - A D I G Y L L G D T K E H C S T F K G T R S R A A I V F SEQ D NO 44
130 R P F I L A G C L M I C F A V T L I G F S - A D L G Y I L G D T T E H C S T Y K G S R F R A A I I F SEQ D NO 45
124 R P F I L A G C I M I C A A V T L I G F S - A D L G Y I L G D T T E H C R T Y K G S R F R A A I V F SEQ D NO 46
95 R P F I F T G C I V I C I S V I V I G F S - S D I G Y A L G D T T E D C K V Y T G K R L H A A L F F SEQ D NO 47
130 R P F I L I G S L M I A V S V I I I G Y S - A D I G Y V L G D T K E H C S T F K G T R T R A A I V F SEQ D NO 48
141 R P F I L A G S L M I S V S V I I I G F S - A D I G Y I L G D T K E H C S T F K G T R T R A A F V F SEQ D NO 49
141 R P F I L A G S V M I S V A V I I I G F S - A D I G Y I L G D T K E H C S T F K G T R T R A A F V F SEQ D NO 50
65 R P F I L A G C L M I C A A V T L I G F S - A D L G Y I L G D T T E H C R T Y K G Y R Y R A A M V F SEQ D NO 52
81 R P F I L T G C A L I C I A V V V V G F S - S D I G S A L G D T K E D C S L Y H G P R W H A A I V Y SEQ D NO 150

FIG. 4C
6/30

180 I I G F W M L L D L A N N T V Q G P P A R A L L A D L S G P D Q R N T A N A V F C L W M A I G N I L G F SEQ D NO 4
180 I I G F W M L L D L A N N T V Q G P P A R A L L A D L S G P D Q R N V A N A I F C S W M A V G N I L G Y SEQ D NO 34
178 I I G F W M L L D L A N N T V Q G P P A R A L L A D L S G P D Q R N V A N A V F C S W M A V G N I L G Y SEQ D NO 36
187 V I G F W L L D L A N N T V Q G P P A R A L L A D L S G P D Q R N S A N A I L C S W M A V G N I L G F SEQ D NO 41
183 I V G F W M L L D L A N N T V Q G P P A R A L L A D L A G P D Q R N S A N A V F C S W M A V G N I L G F SEQ D NO 42
184 V V G F W M L L D L A N N T V Q G P P A R A L L A D L S G P D Q R N T A N A V F C S W M A V G N I L G F SEQ D NO 43
183 V V G F W M L L D L A N N T V Q G P P A R A L L A D L S G P D Q R N T A N A V F C S W M A V G N I L G F SEQ D NO 44
179 V I G F W M L L D L A N N T V Q G P P A R A L L A D L S G P D Q C N S A N A I F C T W M A V G N V L G F SEQ D NO 45
173 I I G F W M L L D L A N N T V Q G P P A R A L L A D L S G P D Q C N S A N A I F C S W M A V G N I L G F SEQ D NO 46
144 V M G F W L L D F S N N T V Q G P P A R A L M A D L A G S H G P S T A N A I F V S W M A I G N I L G Y SEQ D NO 47
179 I I G F W M L L D L A N N T V Q G P P A R A L L A D L S G P E Q R N A A N A I F C S W M A V G N I L G F SEQ D NO 48
190 V I G F W L L D L A N N T V Q G P P A R A L L A D L S G P D Q R N C A N A V F C S W M A V G N I L G F SEQ D NO 49
190 V I G F W L L D L A N N T V Q G P P A R A L L A D L S G P D Q R N S A N A V F C S W M A V G N I L G F SEQ D NO 50
114 I I G F W M L L D L A N N T V Q G P P A R A L L A D L S G P D Q C N S A N A I F C S W M A V G N I L G F SEQ D NO 52
130 V I G F W L L D F S N N T V Q G P P A R A L M A D L S G H H G P S A A N S I F C S W M A L G N I L G Y SEQ D NO 150

230 S A G A S S G K W Q E - - - - - W F P - - - - - F L T S R A C C A A C G N L K K A A SEQ D NO 4
230 S S G A S S G K W N K - - - - - W F P - - - - - F L T T R A C C E A C G N L K K A A SEQ D NO 34
228 S S G A S S G K W N K N M L A L D L C M C F T V L S I F P A M V F F L D T R A C C E A C G N L K K A A SEQ D NO 36
237 S A G A S S G S W H R - - - - - W F P - - - - - F L T S R A C C C A A C G N L K K A A SEQ D NO 41
233 S A G A S S G Q W H R - - - - - W F P - - - - - F L M S R A C C E A C G N L K K A A SEQ D NO 42
234 S A G A S S G G W H R - - - - - W F P - - - - - F L T N R A C C E P C G N L K K A A SEQ D NO 43
233 S A G A S S G G W H R - - - - - W F P - - - - - F L T N R A C C E P C G N L K K A A SEQ D NO 44
229 S S G A S S G N W H K - - - - - W F P - - - - - F L M T R A C C E A C S N L K K A A SEQ D NO 45
223 S A G A S S G E W H K - - - - - W F P - - - - - F L T T R A C C E A C G N L K K A A SEQ D NO 46
194 S S G S T D K W H T - - - - - W F P - - - - - F L Q T K A C C E A C A N L K K A A SEQ D NO 47
229 S S G A S S G N W H R - - - - - W F P - - - - - F L T S R A C C E P C G N L K K A A SEQ D NO 48
240 S A G A S S G S W N R - - - - - W F P - - - - - F L M S R A C C E A C G N L K K A A SEQ D NO 49
240 S A G A S S G S W N R - - - - - W F P - - - - - F L M S R A C C E A C G N L K K A A SEQ D NO 50
164 S A G A S S G N W H K - - - - - W F P - - - - - F L T T R A C C E A C G N L K K A A SEQ D NO 52
180 S S G S T S K W H Q - - - - - W F P - - - - - F L K T K A C C E A C A N L K K G A SEQ D NO 150

FIG. 4E
8/30

350 S V L L V N I L L T S L R H L L P P A M H S V L I V M A L L T W L S W F P F F L F D T D W M G R E V Y H G D SEQ D NO 4
357 A V L L V N I L L T S L R H L L P P A M H S V L I V M A L L T W L S W F P F F L F D T D W M G R E V Y H G D SEQ D NO 34
375 A V L L V N I L L T S L R H L L P P A M H S V L I V M A L L T W L S W F P F F L F D T D W M G R E V Y H G D SEQ D NO 36
361 A V L L V N I L L T S L R H L L P P A M H S V L I V M A L L T W L S W F P F F L F D T D W M G R E V Y H G D SEQ D NO 41
361 A V L L V N I L L T S L R H L L P P A M H S V L I V M A L L T W L S W F P F F L F D T D W M G R E V Y H G D SEQ D NO 42
361 A V L L V N I L L T S L R H L L P P A M H S V L I V M A L L T W L S W F P F F L F D T D W M G R E V Y H G D SEQ D NO 43
360 A V L L V N I L L T S L R H L L P P A M H S V L I V M A L L T W L S W F P F F L F D T D W M G R E V Y H G D SEQ D NO 44
350 A V L L V N I L L T S M R H L L P P G M Y S V L I V M A L L T W L S W F P F F L F D T D W M G R E V Y H G D SEQ D NO 45
347 A V L L V N I L L T R M R H L L P P G M H S V L I V M A L L T W L S W F P F F L F D T D W M G R E V Y H G D SEQ D NO 46
265 A V F K - - G - M K N L L P P G M P Q V L I V T G L T W L S W F P F I L F D T D W M G R E M Y H G K SEQ D NO 47
353 A V L L V N I L L T S L R H L L P P A M H S V L I V M A L L T W L S W F P F F L F D T D W M G R E V Y N G D SEQ D NO 48
363 A V L L V N I L L T S L R H L L P P G M H S V L I V M A L L T W L S W F P F F L F D T D W M G R E V Y H G D SEQ D NO 49
366 A V L L V N I L L T S L R H L L P P G M H S V L I V M A L L T W L S W F P F F L F D T D W M G R E V Y H G D SEQ D NO 50
290 A V L L V N I L L T S M R H L L P P G M H S V L I V M A L L T W L S W F P F F L F D T D W M G R E V Y H G D SEQ D NO 52
256 A V F K - - G - F K N L L P R G M P S V L L V T G L T W L S W F P F I L Y D T D W M G R E I Y H G D SEQ D NO 150

400 P T G D - S L H M E L Y D Q G V R E E G A L G L L L N S V V L G I S S F L I E P M C Q R M G A R V V W SEQ D NO 4
407 P K G D - T S E V D L Y D Q G V R E E G A F G L L L N S V V L G I S S F F I E P M C K W M G A K L V W SEQ D NO 34
425 P K G G - T S E V D L Y D Q G V R E E G A F G L L L N S V V L G I S S F F I E P M C K W M G A K L V W SEQ D NO 36
411 P K G N - D H E V K F Y D Q G V R E E G A F G L L L N S V V L G V S S F L I E P M C R W I G S R L V W SEQ D NO 41
411 P K G D - A A E V R A Y D Q G V R E E G A F G L L L N S V V L G V S S F L I E P M C Q R L G S R L V W SEQ D NO 42
411 P K G E - A D E V N A Y N Q G V R E E G A F G L L L N S V V L G V S S F L I E P M C K W I G S R L V W SEQ D NO 43
410 P K G E - A D E V N A Y N Q G V R E E G A F G L L L N S V V L G V S S F L I E P M C K W I G S R L V W SEQ D NO 44
400 P N G N - L S E R K A Y D N G V R E E G A F G L L L N S V V L G I G S F L V D P L C R L M G A R L V W SEQ D NO 45
397 P N G D - L S E R K A Y D N G V R E E G A F G L L L N S V V L G V G S S F L V D P L C R M I G A R L V W SEQ D NO 46
311 P D G S - P T E V A N Y Q E G V R Q G A F G L L L N S I V L G V S S F L I E P M C R K L T A K V V W SEQ D NO 47
403 P K G E T A A K V Q A Y N Q G V R E E G A F G L L L N S V V L G I S S F L I E P M C K R M G A R L V W SEQ D NO 48
413 P K G N - S D E A K F Y D Q G V R E E G A F G L L L N S V V L G I S S F L I E P L C Q R M G P R L V W SEQ D NO 49
416 P K G N - S D E V K L Y D Q G V R E E G A F G L L L N S V V L G I S S F L I E P M C Q R M G P R L V W SEQ D NO 50
340 P N G D - P T E R R A Y D N G V R E E G A F G L L L N S V V L G I G S F L V D P L C R L I G A R L V W SEQ D NO 52
302 P K G T - N A Q V A A F D E G V R V G A F G L L L N S I V L G L T S F L I E P M C R K V G P R L V W SEQ D NO 150

FIG. 4F
9/30

449 A L S N F T V F A C M A G T A V I S L M S L S - D D K N G I E Y I M R G N E T T R T A A V I V F A L SEQ D NO 4
456 A L S N F I V F V C M A G T A I I S L I S V R - D Y S G G I E H I I G A N E G I K M A S L V V F V L SEQ D NO 34
474 A L S N F I V F V C M A S T A I I S L I S I R - D Y S G G I E H V I G A N E A I K I A S L V V F V L SEQ D NO 36
460 A I S N F I V F F A C M A T T A I I S V I S V R N I L E G I E H G I G A N Q A I K V A S L V V F F T L SEQ D NO 41
460 A M S N F I V F F A C M A G T A V I S L V S D I - E F G N - - E H V V G G K K E T I K T A S L V V F F A I SEQ D NO 42
460 A V S N F I V F F V C M A C T A I I S V V S I S - A H T E G V Q H V I G A T K S T Q I A A L V V F F S L SEQ D NO 43
459 A V S N F I V F F V C M A C T A I I S V V S I S - A N T Q G V Q H V I G A T R S T Q I A A L V V F F S L SEQ D NO 44
449 A I S N F T V F F I C M L A T A I L S W I S F D - L Y S S K L H H I I G A N K T V K N S A L I V F F S L SEQ D NO 45
446 A I S N F T V F F I C M M A T T I L S W I S S D - L Y S S K L H H I I G A N K T V K I T A L V V F F S L SEQ D NO 46
360 V I S S F L V C V A M A M V T V L S S W A L G - D I G G N V Q D A A A V D K G I K G T A L A I F F V F SEQ D NO 47
453 A S S N F I V F F V C M A G T A I I S F V S L R - Q M S D G V Q D V I G A N E T T K I A S L V I F F T L SEQ D NO 48
462 A M S N Y I V F F A S M A V T T A I I S L I S I S - N I L E V I E H V I G A S S A S I T I A A L I V F F A L SEQ D NO 49
465 A M S N F I V F F A S M A V T T A I I S L I S I G - E Y S G G I E H V I G A S L S I R I A A L I V F F A F SEQ D NO 50
389 A I S N F T V F F V C M M A T T I L S W I S S D - L Y S S K L H H I I G A N K T V K K N A A L I V F F S L SEQ D NO 52
351 V T S N V M V C I A M A A T A L I S F W S L K - D F H G Y V Q D A I T A S P S I K A V C L L L L F A F SEQ D NO 150

498 L G F P L A I T T Y S V P P F S V T A E V T T A D S G G G Q G L A I G V L N L A I V I P Q M I V S L G A G SEQ D NO 4
505 L G F P L A I T T Y S V P P F A V T A E L T T A D S G G G Q G L A I G V L N L A I V V P Q M I I S L G S G SEQ D NO 34
523 L G F P L A I T T Y S V P P F A V T A E L T T A D S G G G Q G L A I G V L N L A I V I P Q M I I S L G S G SEQ D NO 36
510 L G F P L A I T T Y S V P P F A I T G E L T T A D S G G G Q G L A I G V L N L A I V I P Q M I V S L G A G SEQ D NO 41
507 L G L P L A I T T Y S V P P F S V T A E L T T A D A G G G Q G L A I G V L N L A I V V P Q M I V S L G A G SEQ D NO 42
509 L G I P L A V T T Y S V P P F S I T A E L T T A D A G G G Q G L A I G V L N L A I V I P Q M V V S L G A G SEQ D NO 43
508 L G I P L A V T T Y S V P P F S I T A E L T T A D A G G G Q G L A I G V L N L A I V V P Q M V V S L G A G SEQ D NO 44
498 L G L P L S I T T Y S V P P F S V T A E L T T A G T G G G Q G L A T G V L N L A I V V P Q I V V S L G A G SEQ D NO 45
495 L G L P L S I T T Y S V P P F S V T A E L T T A G T G G G Q G L A T G V L N L A I V V P Q I V V S L G A G SEQ D NO 46
409 L G F P F A V L C S V P P F A V T A Q L A A T K G G G Q G L C T G V L N I S I V L P Q M I I A V G S G SEQ D NO 47
502 L G F P L A V T T Y S V P P F S V T A E L T T A D S G G G Q G L A I G V L N L A I V V P Q M I V S L G A G SEQ D NO 48
511 L G F P L A I T T Y S V P P F S V T S E L T T A D S G G G L G L A I G L L N L A I V V P Q M I I S L G A G SEQ D NO 49
514 L G F P L A I T T Y S V S F S V T A E L T T A D S G G G Q G L A I G V L N L A I V I P Q M V I S L G A G SEQ D NO 50
438 L G L P L S I T T Y S V P P F S V T A E L T T A G T G G G Q G L A T G V L N L A I V V P Q I V V S L G A G SEQ D NO 52
400 L G V P L A I L Y S V P P F A V T A Q L A A S K G G G Q G L C T G V L N I S I V I P Q V I I A L G A G SEQ D NO 150

FIG. 4G
10/30

548 P W D Q L F G G G N L P A F V L A S V A A F A A G V I A L Q R L P T L S S S S - F K S T G F H - I G SEQ ID NO 4
555 P W D A L F G G G N I P A F V L A S V C A L A G A V I A T L K L P D L S S S S F Q S T G F H - I G SEQ ID NO 34
573 P W D A L F G G G N I P A F V L A S L C A L A G G V I A T L K L P D L S S S S F Q S T G F H - I G SEQ ID NO 36
560 P W D A L F G G G N I P A F G L A S L S A L A G G V V A T L K L P H L S S N S F T S S G F H - F G SEQ ID NO 41
557 P W D A L F G G G N I P A F V L A S L S A L A A G V I A T L K L P D L A N S S S Y S S T G F H - F G SEQ ID NO 42
559 P W D A L F G G G N I P A F V L A S L A A L A A G I F A M L R L P N L S - S N F K S T G F H - F G SEQ ID NO 43
558 P W D A L F G G G N I P A F A L A S L A A L A A G I F A M L R L P N L S - S N F K S T G F H - F G SEQ ID NO 44
548 P W D A L F G G G N V P A F A L A S V F S L G A G V L A V L K L P K L P - N S Y R S A G F H G F G SEQ ID NO 45
545 P W D A L Y G G G N T P A F V L A S V F S L A A G V L A V L K L P K L S - N S Y Q S A G F H G F G SEQ ID NO 46
459 P W D E L F G K G N I P A F G A A A G F A F T A A V A G I I M L P K Q P K T S F R S V S M G - - G G SEQ ID NO 47
552 P W D A L F G G G N V P A F A L A S V A S L A A G V I A V H K L P V L S S S S F K S T G F H - F G SEQ ID NO 48
561 P W D A L F G G G N I P A F A L A S V C A L A A G I I A A L K L P N L S S S S F Q S S G F H - F G SEQ ID NO 49
564 P W D A L F G G G N I P A F A L A S V C A L A A G V I A T L K L P N L S S S S F K S S G F H - F G SEQ ID NO 50
488 P W D A L Y G G G N I P A F A L A S I F S L A A G V L A V L K L P K L S - N S Y Q S A G F H G F G . SEQ ID NO 52
450 P W D A L F G K G N I P A F G V A S G F A L I G G I A G V F L L P K I S K R Q F R A V S A G - - G - SEQ ID NO 150

594 SEQ ID NO 4
602 SEQ ID NO 34
620 SEQ ID NO 36
607 SEQ ID NO 41
604 SEQ ID NO 42
605 SEQ ID NO 43
604 SEQ ID NO 44
595 SEQ ID NO 45
592 SEQ ID NO 46
507 H SEQ ID NO 47
599 SEQ ID NO 48
608 SEQ ID NO 49
611 SEQ ID NO 50
537 M L A P K A F C H V A S G H T T N T E P R F P I R L Q SEQ ID NO 52
497 H SEQ ID NO 150

FIG. 5A
11/30

1 MARGDGE - - - - - LEISVGV - - - - - RGTGGA - - - - - SEQ ID NO 53
 1 MARGDGE - - - - - LEISVGV - - - - - RGAGGG - - - - - SEQ ID NO 54
 1 MARGDGGQL - - - - - AEISAGV - - - - - RGA - - - - - SEQ ID NO 55
 1 MARGGGNGE - - - - - VEISVGV - - - - - GGGGA - - - - - SEQ ID NO 56
 1 MARGGGNGE - - - - - VEISVGV - - - - - GGGGA - - - - - SEQ ID NO 57
 1 MARGGGNGE - - - - - VEISVGV - - - - - GGGGA - - - - - SEQ ID NO 58
 1 MARGGGNGE - - - - - VEISVGV - - - - - GGGGA - - - - - SEQ ID NO 59
 1 MARGSGAGGGG - - - - - GGGLLEISVGV - - - - - GGGGARGGGGEAA - - - - - SEQ ID NO 60
 1 MAVD - - - - - MEIDGG - - - - - DGKG - - - - - SEQ ID NO 61
 1 MAADG - - - - - TEVSAAG - - - - - DGGG - - - - - SEQ ID NO 62
 1 MAGDG - - - - - MEVSAAG - - - - - GGGG - - - - - SEQ ID NO 63
 1 MEEGRRGDRREGK - - - - - SAAGWTALSTTKTLEEKRLQANGSVG - - - - - SEQ ID NO 64
 1 MDGGDGGKEDGNKQRLEWATMNERGVVAG - - - - - AGEKKG - - - - - SEQ ID NO 65
 1 MDDGDVGEEDAN - - - - - KQRLEWATMNERGVVAG - - - - - KGDGSG - - - - - SEQ ID NO 66
 1 MEEGRSDIKEAS - - - - - RLIE - - - - - RALSAGES - - - - - GGGGDSG - - - - - SEQ ID NO 67
 1 - - MGHSHKEDAR - - - - - RLIEWATLNERGVVAG - - - - - GGETTGX - - - - - SEQ ID NO 68
 1 - - MNGDGSKEDAN - - - - - RRLIEWATLNERAVVVS - - - - - TTKGDGN - - - - - SEQ ID NO 69

24 AAADHVAPIISLGRLLIILAGMVAGGVQYXGWAALQLSLTTPYVQTLGLSHALLTS SEQ ID NO 53
 22 AAADHVAPIISLGRLLIILAGMVAGGVQYXGWAALQLSLTTPYVQTLGLSHALLTS SEQ ID NO 54
 21 AVVDHVAPIISLGRLLIILAGMVAGGVQYXGWAALQLSLTTPYVQTLGLSHALLTS SEQ ID NO 55
 25 GADDA PAVDIISLGRLLIILAGMVAGGVQYXGWAALQLSLTTPYVQTLGLSHALLTS SEQ ID NO 56
 25 GADDA PAVDIISLGRLLIILAGMVAGGVQYXGWAALQLSLTTPYVQTLGLSHALLTS SEQ ID NO 57
 26 GGEQPAVDIISLGRLLIILAGMVAGGVQYXGWAALQLSLTTPYVQTLGLSHALLTS SEQ ID NO 58
 26 RAAEPAVDIISLGRLLIILAGMVAGGVQYXGWAALQLSLTTPYVQTLGLSHALLTS SEQ ID NO 59
 40 AA VETAAPIISLGRLLIILAGMVAGGVQYXGWAALQLSLTTPYVQTLGLSHALLTS SEQ ID NO 60
 16 - - - KAPPIISLGRLLIILAGMVAGGVQYXGWAALQLSLTTPYVQTLGLSHALLTS SEQ ID NO 61
 17 - - - NKQPIISLGRLLIILAGMVAGGVQYXGWAALQLSLTTPYVQTLGLSHALLTS SEQ ID NO 62
 17 - - - NKQPIISLGRLLIILAGMVAGGVQYXGWAALQLSLTTPYVQTLGLSHALLTS SEQ ID NO 63
 41 GDAGTSGFRRIIVRLFACMVAGGVQYXGWAALQLSLTTPYVQTLGLSHALLTS SEQ ID NO 64
 38 GNASRKPPIGIVRLFACMVAGGVQYXGWAALQLSLTTPYVQTLGLSHALLTS SEQ ID NO 65
 38 GNASRKPPIGIVRLFACMVAGGVQYXGWAALQLSLTTPYVQTLGLSHALLTS SEQ ID NO 66
 31 SDSGRKKPFIIVRLFACMVAGGVQYXGWAALQLSLTTPYVQTLGLSHALLTS SEQ ID NO 67
 34 GNASLKPFIIVRLFACMVAGGVQYXGWAALQLSLTTPYVQTLGLSHALLTS SEQ ID NO 68
 37 GNAGRKKAPIISIVRLFACMVAGGVQYXGWAALQLSLTTPYVQTLGLSHALLTS SEQ ID NO 69

FIG. 5B
12/30

74 FMWLCGPIAGLVVQPPLVGLYSDDRCTARWGRRRRPFILITGCMLICLAVIVVG SEQ D NO 53
72 FMWLCGPIAGLVVQPLVGLYSDDRCTARWGRRRRPFILITGCMLICLAVIVVG SEQ D NO 54
71 FMWLCGPIAGLVVQPLVGLYSDDRCTSRWGRRRRPFILITGCMLICLAVIVVG SEQ D NO 55
75 FMWLCGPIAGLVVQPCVGLYSDDRCTSRWGRRRRPFILITGCMLICLAVIVVG SEQ D NO 56
75 FMWLCGPIAGLVVQPCVGLYSDDRCTSRWGRRRRPFILITGCMLICLAVIVVG SEQ D NO 57
76 FMWLCGPIAGLVVQPCVGLYSDDRCTSRWGRRRRPFILITGCMLICLAVIVVG SEQ D NO 58
76 FMWLCGPIAGLVVQPCVGLYSDDRCTSRWGRRRRPFILITGCMLICLAVIVVG SEQ D NO 59
90 FMWLCGPIAGM VVQPCVGLYSDDRCTSKWGRRRRPFILITGCMLICLAVIVVG SEQ D NO 60
63 VMWLCGPIAGLIVQPCVGLYSDDRCTSSSLGRRRRPFILITGCMLICLAVIVVG SEQ D NO 61
64 VMWLCGPIAGLIVQPCVGLYSDDRCTSKLGRRRRPFILITGCMLICLAVIVVG SEQ D NO 62
64 VMWLCGPIAGLIVQPCVGLYSDDRCTSKLGRRRRPFILITGCMLICLAVIVVG SEQ D NO 63
91 L TWICGPIAGFVVQPIVGYYSDDRCTMKMGRRRRPFILVGCILICISVMIIIG SEQ D NO 64
88 L TWICGPIAGFVVQPIVGYYSDDRCTSKMGRRRRPFILVGCILICISVMIIIG SEQ D NO 65
88 L TWICGPIAGFVVQPIVGYYSDDRCTSKMGRRRRPFILVGCILICISVMIIIG SEQ D NO 66
81 L TWICGPIAGFVVQPIVGYYSDDRCTMRIGRRRRPFILVGCILICISVMIIIG SEQ D NO 67
84 L TWICGPIAGFVVQPIVGYYSDDRCTSKMGRRRRPFILVGCILICISVMIIIG SEQ D NO 68
87 L TWICGPIAGFVVQPIVGYYSDDRCTSKMGRRRRPFILVGCILICISVMIIIG SEQ D NO 69

124 FSSD IGAALGDTKEHC SLYHGRWHA AIVYVLLGFWLLDFSNNTVQGPARRA SEQ D NO 53
122 FSSD IGAALGDTKEHC SLYHGRWHA AIVYVLLGFWLLDFSNNTVQGPARRA SEQ D NO 54
121 FSSD IGAALGDTKEHC SLYHGRWHA AIVYVLLGFWLLDFSNNTVQGPARRA SEQ D NO 55
125 FSSD IGAALGDTKEHC SLYHGRWHA AIVYVLLGFWLLDFSNNTVQGPARRA SEQ D NO 56
125 FSSD IGAALGDTKEHC SLYHGRWHA AIVYVLLGFWLLDFSNNTVQGPARRA SEQ D NO 57
126 FSSD IGAALGDTKEHC SLYHGRWHA AIVYVLLGFWLLDFSNNTVQGPARRA SEQ D NO 58
126 FSSD IGAALGDTKEHC SLYHGRWHA AIVYVLLGFWLLDFSNNTVQGPARRA SEQ D NO 59
140 FSSD IGYALMGDTKEHC SVYHGRWHA AIVYVLLGFWLLDFSNNTVQGPARRA SEQ D NO 60
113 FSSD IGYALMGDTKEHC SVYHGRWHA AIVYVLLGFWLLDFSNNTVQGPARRA SEQ D NO 61
114 FSSD IGYALMGDTKEHC SVYHGRWHA AIVYVLLGFWLLDFSNNTVQGPARRA SEQ D NO 62
114 FSSD IGYALMGDTKEHC SVYHGRWHA AIVYVLLGFWLLDFSNNTVQGPARRA SEQ D NO 63
141 FSSD IGRHLGDTKEHC STYTGPRWHA AIVYVLLGFWLLDFSNNTVQGPARRA SEQ D NO 64
138 FSSD IGRHLGDTKEHC STYTGPRWHA AIVYVLLGFWLLDFSNNTVQGPARRA SEQ D NO 65
138 FSSD IGRHLGDTKEHC STYTGPRWHA AIVYVLLGFWLLDFSNNTVQGPARRA SEQ D NO 66
131 FSSD IGRRLGDTKEHC STYTGPRWHA AIVYVLLGFWLLDFSNNTVQGPARRA SEQ D NO 67
134 FSSD IGRRLGDTKEHC STYTGPRWHA AIVYVLLGFWLLDFSNNTVQGPARRA SEQ D NO 68
137 FSSD IGRRLGDTKEHC STYTGPRWHA AIVYVLLGFWLLDFSNNTVQGPARRA SEQ D NO 69

FIG. 5C
13/30

174 MMADLCCG - HHGPPSAANSIFCSCSWMALGNILGYSSSGSSTNNWHKWFPFILITNA SEQ D NO 53
 172 MMADLCCG - HHGPPSAANSIFCSCSWMALGNILGYSSSGSSTNNWHKWFPFILITNA SEQ D NO 54
 171 MMADLCCD - HHGPPSAANSIFCSCSWMALGNILGYSSSGSSTNNWHKWFPFILITNA SEQ D NO 55
 175 LMADLISA - QHGPSSAANSIFCSCSWMALGNILGYSSSGSSTNNWHKWFPFILITRA SEQ D NO 56
 175 LMADLISA - QHGPSSAANSIFCSCSWMALGNILGYSSSGSSTNNWHKWFPFILITRA SEQ D NO 57
 176 LMADLISA - QHGPSSAANSIFCSCSWMALGNILGYSSSGSSTNNWHKWFPFILITRA SEQ D NO 58
 176 LMADLISA - QHGPSSAANSIFCSCSWMALGNILGYSSSGSSTNNWHKWFPFILITRA SEQ D NO 59
 190 LMADLSSG - RHGPGTANSTIFCSCSWMALGNILGYSSSGSSTNDWHKWFPFILITRA SEQ D NO 60
 163 LMADLSSG - RHGPPSAANAIFCSCSWMALGNILGYSSSGSSTNDWHKWFPFILITRA SEQ D NO 61
 164 LMADLAG - SHGPPSTANAIFVSWMALGNILGYSSSGSSTDKWHTWFPFILITRA SEQ D NO 62
 164 LMADLAG - SHGPPSTANAIFVSWMALGNILGYSSSGSSTDKWHTWFPFILITRA SEQ D NO 63
 164 LMADLAG - SHGPPSTANAIFVSWMALGNILGYSSSGSSTDKWHTWFPFILITRA SEQ D NO 64
 191 MMADLISAGHHGPNVVGQASIFSLWMAIGSVLGYLSSGANGLKWHHEWFPWLKTA SEQ D NO 65
 188 MMADLISAGHHGPNVVGQASIFSLWMAIGSVLGYLSSGANGLKWHHEWFPWLKTA SEQ D NO 66
 188 MMADLISAGHHGPNVVGQASIFSLWMAIGSVLGYLSSGANGLKWHHEWFPWLKTA SEQ D NO 67
 181 MMADLISAGHHGPNVVGQASIFSLWMAIGSVLGYLSSGANGLKWHHEWFPWLKTA SEQ D NO 68
 184 MMADLISAGHHGPNVVGQASIFSLWMAIGSVLGYLSSGANGLKWHHEWFPWLKTA SEQ D NO 69
 187 MMADLISAGHHGPNVVGQASIFSLWMAIGSVLGYLSSGANGLKWHHEWFPWLKTA SEQ D NO 69

223 CCEAACANLKGAFLLVAVVFLVMCLTTLFFANEVPP - YRGNQNLPT - TKANG SEQ D NO 53
 221 CCEAACANLKGAFLLVAVVFLVICLAITTLVFAKEVPP - YRGNENLPT - TKANG SEQ D NO 54
 220 CCEAACANLKGAFLLVAVVFLVICLAITTLVFAKEVPP - YRANENLPT - TKANG SEQ D NO 55
 224 CCEAACANLKGAFLLVAVVFLVLAFCCLVITVIFAKEIP - YKAIAPLP - TKANG SEQ D NO 56
 224 CCEAACANLKGAFLLVAVVFLVLAFCCLVITVIFAKEIP - YKAIAPLP - TKANG SEQ D NO 57
 225 CCEAACANLKGAFLLVAVVFLVLAFCCLVITVIFAKEIP - YKAIAPLP - TKANG SEQ D NO 58
 225 CCEAACANLKGAFLLVAVVFLVLAFCCLVITVIFAKEIP - YKAIAPLP - TKANG SEQ D NO 59
 239 CCEAACANLKGAFLLVAVVFLVLAFCCLVITVIFAKEIP - YKAIAPLP - TKANG SEQ D NO 60
 212 CCEAACANLKGAFLLVAVVFLVLAFCCLVITVIFAKEIP - YKAIAPLP - TKANG SEQ D NO 61
 213 CCEAACANLKGAFLLVAVVFLVLAFCCLVITVIFAKEIP - YKAIAPLP - TKANG SEQ D NO 62
 213 CCEAACANLKGAFLLVAVVFLVLAFCCLVITVIFAKEIP - YKAIAPLP - TKANG SEQ D NO 63
 241 CCEAACANLKGAFLLVAVVFLVLAFCCLVITVIFAKEIP - YKAIAPLP - TKANG SEQ D NO 64
 238 CCEAACANLKGAFLLVAVVFLVLAFCCLVITVIFAKEIP - YKAIAPLP - TKANG SEQ D NO 65
 238 CCEAACANLKGAFLLVAVVFLVLAFCCLVITVIFAKEIP - YKAIAPLP - TKANG SEQ D NO 66
 231 CCEAACANLKGAFLLVAVVFLVLAFCCLVITVIFAKEIP - YKAIAPLP - TKANG SEQ D NO 67
 234 CCEAACANLKGAFLLVAVVFLVLAFCCLVITVIFAKEIP - YKAIAPLP - TKANG SEQ D NO 68
 237 CCEAACANLKGAFLLVAVVFLVLAFCCLVITVIFAKEIP - YKAIAPLP - TKANG SEQ D NO 69

FIG. 5D
14/30

270 E V E T E P S G P L A V L L K G F K N L P T G M P S V L L V T G L T W L S W F P F I L Y D T D W M G R S E Q D N O 53
 268 E V E A E P T G P L A V L L K G F K N L P R G M P S V L L V T G L T W L S W F P F I L Y D T D W M G R S E Q D N O 54
 266 E V E T E P T G P L A V L L K G F K D L P P G M P S V L L V T A I T W L S W F P F I L Y D T D W M G R S E Q D N O 55
 271 Q V E V E P T G P L A V V F K G F K N L P P G M P S V L L V T G L T W L S W F P F I L Y D T D W M G R S E Q D N O 56
 272 Q V E V E P T G P L A V V F K G F K N L P P G M P S V L L V T G L T W L S W F P F I L Y D T D W M G R S E Q D N O 57
 272 Q V E V E P T G P L A V V F K G F K N L P P G M P S V L L V T G L T W L S W F P F I L Y D T D W M G R S E Q D N O 58
 272 Q V E V E P T G P L A V V F K G F K N L P P G M P S V L L V T G L T W L S W F P F I L Y D T D W M G R S E Q D N O 59
 286 P A E P E G T G P L A V L K G F R N L P T G M P S V L L V T G L T W L S W F P F I L Y D T D W M G R S E Q D N O 60
 255 N E - G E A S S G L L A V F F K G M K N L P V G M P S V L I V T G L T W L S W F P F I L F D T D W M G R S E Q D N O 61
 255 G E D G E P S G P F A V F F K G M K N L P P G M P Q V L I V T G L T W L S W F P F I L F D T D W M G R S E Q D N O 62
 256 D E A G E S S G P F A V F F K G M K N M P P G M P Q V L I V T G L T W L S W F P F I L F D T D W M G R S E Q D N O 63
 283 S G G G G C A V F V D L F K S L R N L P P A M F K V L A V T A V T W L S W F P F I Q Y N T D W M G R S E Q D N O 64
 280 A S G G A C S A F V D L F K S L K N L P P A M F S V L A V T A V T W L S W F P F I Q Y N T D W M G R S E Q D N O 65
 280 A S G G A C S L F V H L F K S L K N L P P A M L G V L A V T A V T W L S W F P F I Q Y N T D W M G R S E Q D N O 66
 273 S S G G G W S A F G D L F K S F K N L S P A M F K V L A V T A I T W L S W F P F F O Y N T D W M G R S E Q D N O 67
 277 A S G G A C S A F V D L F K C L K N L P P A M F S V L A V T A V T W L A W F P F F O Y N T D W M G R S E Q D N O 68
 278 T S G G A C S A F M D L F K S L K N L P P A M F S V L A V T A V T W L S W F P F F O Y N T D W M G R S E Q D N O 69

320 E I Y H G D D P K G S N A Q I S A F D E G V R V G S F G L L L N S I V L G F S S F L I E P M C R K V G S E Q D N O 53
 318 E I Y H G D D P K G T N A Q I S A F N E G V R I G A F G L L L N S I V L G F S S F L I E P M C R K V G S E Q D N O 54
 318 E I Y H G D D P K G S N A Q I S A F N E G V R V G A F G L L L N S V I L G F S S F L I E P M C R K V G S E Q D N O 55
 321 E I Y H G D D P K G T P D E A N A F Q A G V R A G A F G L L L N S V V L G F S S F L I E P L C K R L G S E Q D N O 56
 321 E I Y H G D D P K G T P D E A N A F Q A G V R A G A F G L L L N S V V L G F S S F L I E P L C K R L G S E Q D N O 57
 322 E I Y H G D D P K G T P A E A N A F Q A G V R A G A F G L L L N S V V L G F S S F L I E P M C R K R L G S E Q D N O 58
 322 E I Y H G D D P K G T P A E A N A F Q A G V R A G A F G L L L N S V V L G F S S F L I E P M C R K R L G S E Q D N O 59
 336 E I Y H G D D P K G T D P Q I E A F N Q G V R A G A F G L L L N S I V L G F S S F L I E P M C R K V G S E Q D N O 60
 304 E I Y H G R P D G S P A E V T A F Q E G V R Q G A F G L L L N S I V L G I S S F L I E P M C R K L G S E Q D N O 61
 305 E M Y H G R P D G S P T E V A N Y Q E G V R Q G A F G L L L N S V V L G A S S F L I E P M C R K L T S E Q D N O 62
 306 E M Y H G R P D G S P E E V A R F Q E G V R Q G A F G L L L N S V V L G A S S F L I E P M C R K L T S E Q D N O 63
 333 E I Y H G E P Q G A G K A D V Y D A G V R E G A V G L L F C S V A L G V T S F L I P K L C R K L T S E Q D N O 64
 330 E I F H G E P Q G A G K A D L Y N A G V R E G A V G L L F C S V A L G V T S F L I P K L C R K L T S E Q D N O 65
 323 E I Y H G D P H G K G V K A D S Y N A G V R E G A V G L L F C S I S L G V T S F L I P K L C R K L T S E Q D N O 66
 327 E I F H G E P Q G A G K A D L Y N A G V R E G A V G L L F C S V A L G V T S F L I P K L C R K L T S E Q D N O 67
 328 E I F H G E P Q G S G S K A D L Y E A G V R E G A I G L L F C S V A L G V T S F F I P R L C R K L T S E Q D N O 69

FIG. 5E
15/30

370 PRVVWVVT SNFMVVCVAMAAATALLISFWSLTKDYHGYVQDAI - - - TASTSIRKAV SEQ D NO 53
 368 PRVVWVVT SNFMVVCIAMAAATALLISFWSLTKDYHGYVQDAI - - - TASTSIRKAV SEQ D NO 54
 366 PRVVWVVT SNFMVVCVAMAAATALLISFWSLTKDYHGYVQDAI - - - TANASIRKAV SEQ D NO 55
 371 PRVVWVVS SNFVLCISMAAICICISWWTATQDLHGXYIQHAI - - - TASKEIKIV SEQ D NO 56
 371 PRVVWVVS SNFVLCISMAAICICISWWTATQDLHGXYIQHAI - - - TASKEIKIV SEQ D NO 57
 372 PRVVWVVS SNFVLCISMAAICICISWWTATQDLHGXYIQHAI - - - TASKEIKIV SEQ D NO 58
 372 PRVVWVVS SNFMVVCISMAAICICISWWTATQDLHGXYIQHAI - - - TASKEIKAV SEQ D NO 59
 386 PRVVWVVT SNFVLCIAMAAATALLISFWSLTKDFHGGTVQKAI - - - TADKSIKAV SEQ D NO 60
 354 ARVVWVMS SA VVCVAMAAAVSVLSAWSLGGDFGGSVQDAAARAPAEEGGVRRAS SEQ D NO 61
 355 AKVVWVVT ISSFVLCVAMAAAVTVLSSWALGGDIGGNVQDAA - - - AVDKGLKGT SEQ D NO 62
 356 AKVVWVMS SFVLCVAMAAAVTVLSSWALGGDIGGNVQDAA - - - AVDKGLKRT SEQ D NO 63
 383 SKVVWVSI SNFVLCVAMAAAVTVLSSWALGGDIGGNVQDAA - - - AVDKGLKRT SEQ D NO 64
 380 SRVVWVSI SNLMVFFVLTAMVVALGIVSMKGYRPSLAASLSA - - - GPDHFKSAV SEQ D NO 65
 380 SRVVWVSI SNLMVFFVLTAMVVALGIVSMKGYRPSLAASLSA - - - GPDHFKSAV SEQ D NO 66
 373 SKVVWVSI SNFVLCVAMAAAVTVLSSWALGGDIGGNVQDAA - - - AVDKGLKRT SEQ D NO 67
 377 SRVVWVSV SNLMVFFVLTAMVVALGIVSMKGYRPSLAASLSA - - - GPDHFKSAV SEQ D NO 68
 378 SRVVWVSV SNLMVFFVLTAMVVALGIVSMKGYRPSLAASLSA - - - GPDHFKSAV SEQ D NO 69

417 CLVLFVAFVLPVLAIIY SVVFAVTTAQLAATKGGGGQGLCTGVLNISIVIPQV SEQ D NO 53
 415 CLVLFVAFVLPVLAIIY SVVFAVTTAQLAASMGGGQGLCTGVLNISIVIPQV SEQ D NO 54
 415 CLVLFVAFVLPVLAIIY SVVFAVTTAQLAATKGGGGQGLCTGVLNISIVIPQV SEQ D NO 55
 418 SLALFFAFVLPVLAIIY SVVFAVTTAQLAANRGGGGQGLCTGVLNISIVIPQV SEQ D NO 56
 418 SLALFFAFVLPVLAIIY SVVFAVTTAQLAANRGGGGQGLCTGVLNISIVIPQV SEQ D NO 57
 419 SLALFFAFVLPVLAIIY SVVFAVTTAQLAANRGGGGQGLCTGVLNISIVIPQV SEQ D NO 58
 419 SLALFFAFVLPVLAIIY SVVFAVTTAQLAANRGGGGQGLCTGVLNISIVIPQV SEQ D NO 59
 433 CLVLFVAFVLPVLAIIY SVVFAVTTAQLAATKGGGGQGLCTGVLNISIVIPQV SEQ D NO 60
 404 ALALFFVFLGFLPFAVLCVVPFAVTTAQLAASRRGGGGQGLCTGVLNISIVIPQV SEQ D NO 61
 402 ALALFFVFLGFLPFAVLCVVPFAVTTAQLAATKGGGGQGLCTGVLNISIVIPQV SEQ D NO 62
 403 ALALFFVFLGFLPFAVLCVVPFAVTTAQLAATKGGGGQGLCTGVLNISIVIPQV SEQ D NO 63
 431 ALVVVFPALVIGIPQAVLIFSVVPWAAVVAASEVTAEEEGGGQGLAIGVNLNIAIVVPQV SEQ D NO 64
 429 ALALFFVFLGFLPFAVLCVVPFAVTTAQLAATKGGGGQGLCTGVLNISIVIPQV SEQ D NO 65
 429 ALALFFVFLGFLPFAVLCVVPFAVTTAQLAATKGGGGQGLCTGVLNISIVIPQV SEQ D NO 66
 421 ALALFFVFLGFLPFAVLCVVPFAVTTAQLAATKGGGGQGLCTGVLNISIVIPQV SEQ D NO 67
 426 ALALFFVFLGFLPFAVLCVVPFAVTTAQLAATKGGGGQGLCTGVLNISIVIPQV SEQ D NO 68
 426 ALALFFVFLGFLPFAVLCVVPFAVTTAQLAATKGGGGQGLCTGVLNISIVIPQV SEQ D NO 69

FIG. 5F
16/30

467 I I A L G A G P W D A L F G K G N I P A F G V A S S G F A L I G G V V V G V F L L P K I S K R Q F R - - S E Q D N O 53
465 I I A V G A G P W D A L F G K G N I P A F G V A S S G F A L I G G V V V G M F L L P R I S K R Q F R - - S E Q D N O 54
465 I I A L G A G P W D A L F G K G N I P A F G V A S S A F A L I G G V V V G V F L L P K I S K R Q F R - - S E Q D N O 55
468 I I A V G A G P W D E L F G K G N I P A F G V A S S A F A L I G G I V G I F L L P K I S R R Q F R - - S E Q D N O 56
468 I I A V G A G P W D E L F G K G N I P A F G M A S S A F A L I G G I V G I F L L P K I S R R Q F R - - S E Q D N O 57
469 I I A V G A G P W D E L F G K G N I P A F G M A S S A F A L I G G I V G I F L L P K I S R R Q F R - - S E Q D N O 58
469 I I A V G A G P W D E L F G K G N I P A F G M A S S V F A L I G G V A G I F L L P K I S R R Q F R - - S E Q D N O 59
483 I I A L G A G P W D E L F G K G N I P A F G L A S S G F A L I G G V A G I F L L P K I S K R Q F R - - S E Q D N O 60
454 A I A L G A G P W D E L F G E G N I P A F A M A S V F A A A A A A A G V V L L P - - K V S V R - - S E Q D N O 61
452 I I A V G S G P W D E L F G K G N I P A F G A A A G F A F T A A V A G I I M L P K Q P K T S F R - - S E Q D N O 62
453 V I A I G S S G P W D E L F G K G N I P A F G L A A V F A F T A A V A G I I M L P K Q P K T S F R - - S E Q D N O 63
481 V I A L T A G P I D G A F N K G N T P A F G I G G A F A F I C G V L A L I W L P K T R G V S N - - A S E Q D N O 64
479 V I A L S A G P I D G A F N K G N T P A L G I G G V F F A L I C A V L A L V L L P K T R G V S N - - A S E Q D N O 65
479 L I A L S A G P I D G A F N K G N T P A L G I G A V F F A L I S A V L A L V L L P K T R G V S N A S A S E Q D N O 66
471 I I A L T A G P I D G A F N K G N T P A F G I G G A F A F I C A V L A L F L L P K T R G I S H - - A S E Q D N O 67
476 V I A L G A G P I D G A F N K G N T P A F G I G A V F A F I C A V L A L I L L P R T R G V S N - - A S E Q D N O 68
476 V I A L G A G P I D G A F N K G N T P A F G I G A A F A L I C A V L A L I L L P K T R G V S N - - A S E Q D N O 69

515 A V S A G G - H S E Q D N O 53
513 A V S A G G - H S E Q D N O 54
513 A V S A G G - H S E Q D N O 55
516 A V S G G G - H S E Q D N O 56
516 A V S G G G - H S E Q D N O 57
517 A V S G G G - H S E Q D N O 58
517 A V S G G G - H S E Q D N O 59
531 S V S M G G G H S E Q D N O 60
499 S V S M A G G H S E Q D N O 61
500 S V S M G G G H S E Q D N O 62
501 S V S M G G G H S E Q D N O 63
529 A V V A G G - H S E Q D N O 64
527 T V M A G G - G H S E Q D N O 65
529 T V M A S G - H C S E Q D N O 66
519 A V V A S G - H S E Q D N O 67
524 T V M A G G - H S E Q D N O 68
524 T V M A G G - H S E Q D N O 69

FIG. 6A
17/30

1	MATSD	QDRRHR	-	-	-	-	VTRNR	PPPI	ARPP	STSS	SRP	VVS	PPRS	KVSK	RVLL	SEQ ID NO 6
1	MP-NPE	-	AHHP	-	-	-	SRSR	ARRP	STSA	AARP	PAR	-	-	ARVS	LRLQ	SEQ ID NO 38
1	MA-NHET	QQQQ	QQQH	QR	PR	RQ	HRRR	SKGR	HAAR	PPAP	-	-	ARVP	LRLM	SEQ ID NO 40	
1	MP-NPD	SSRQ	PH	-	-	-	RSKT	RPSS	SVRS	SKPP	PK	-	-	DRVPL	TKL	SEQ ID NO 70
1	MA-IPQ	AESH	-	-	-	-	RARAR	P	-	-	-	-	-	RVRL	RQL	SEQ ID NO 71
1	MA-IPQ	AESH	-	-	-	-	RARAR	P	-	-	-	-	-	RVPL	RQL	SEQ ID NO 72
1	MA-IPQ	AESH	-	-	-	-	RARAR	P	-	-	-	-	-	RVPL	RQL	SEQ ID NO 73
1	MA-VPQ	AESH	-	-	-	-	RGRPR	ALIG	-	-	-	-	-	RVPL	RRL	SEQ ID NO 74
1	-	-	-	-	-	-	TRHN	RPAIR	-	-	-	-	-	RVPL	RRL	SEQ ID NO 75
1	MA-GPE	ADRNR	-	-	-	-	RHRG	GATAAP	-	-	-	-	-	RVSL	RRL	SEQ ID NO 76
1	MA-GPE	ADRNR	-	-	-	-	RHRG	GATAAP	-	-	-	-	-	RVSL	RRL	SEQ ID NO 77
1	MP-R	-	-	-	-	-	ATS	-	-	-	-	-	-	KVPL	RKL	SEQ ID NO 78
1	MP-R	-	-	-	-	-	ATS	-	-	-	-	-	-	KVPL	RKL	SEQ ID NO 79
1	MP-R	-	-	-	-	-	ATS	-	-	-	-	-	-	KVPL	RKL	SEQ ID NO 80
1	MP-R	-	-	-	-	-	ATS	-	-	-	-	-	-	KVPL	RKL	SEQ ID NO 81
1	MP-R	-	-	-	-	-	ATS	-	-	-	-	-	-	KVPL	RKL	SEQ ID NO 82
1	MP-R	-	-	-	-	-	ATS	-	-	-	-	-	-	KVPL	RKL	SEQ ID NO 83
1	MP-R	-	-	-	-	-	ATS	-	-	-	-	-	-	KVPL	RKL	SEQ ID NO 85

45	RVASV	ACGI	QFGW	ALQL	SL	LT	PPYV	QELG	IPHA	WASV	IWL	CGPL	SSGL	FLVQ	P	SEQ ID NO 6
37	RVASV	ASGI	QFGW	ALQL	SL	LT	PPYV	QELG	IPHO	WASI	IWL	CGPL	VSSGL	FLVQ	P	SEQ ID NO 38
44	RVASV	AGGI	QFGW	ALQL	SL	LT	PPYV	QELG	IPHW	WASI	IWL	CGPL	SSGL	FLVQ	P	SEQ ID NO 40
39	RVASV	AGGI	QFGW	ALQL	SL	LT	PPYV	QELG	IPHA	WASI	IWL	CGPL	SSGL	FLVQ	P	SEQ ID NO 70
28	RVTSI	AGGI	QFGW	ALQL	SL	LT	PPYV	QELG	IPHA	WASI	IWL	CGPL	SSGL	FLVQ	P	SEQ ID NO 71
28	RVTSI	AGGI	QFGW	ALQL	SL	LT	PPYV	QELG	IPHA	WASI	IWL	CGPL	SSGL	FLVQ	P	SEQ ID NO 72
28	RVTSI	AGGI	QFGW	ALQL	SL	LT	PPYV	QELG	IPHA	WASI	IWL	CGPL	SSGL	FLVQ	P	SEQ ID NO 73
32	RVASV	ACGI	QFGW	ALQL	SL	LT	PPYV	QELG	IPHA	WASI	IWL	CGPL	SSGL	FLVQ	P	SEQ ID NO 74
31	RVASV	ACGI	QFGW	ALQL	SL	LT	PPYV	QELG	IPHA	WASI	IWL	CGPL	SSGL	FLVQ	P	SEQ ID NO 75
32	RVASV	ACGI	QFGW	ALQL	SL	LT	PPYV	QELG	IPHA	WASI	IWL	CGPL	SSGL	FLVQ	P	SEQ ID NO 76
24	RAASV	ACGV	QFGW	ALQL	SL	LT	PPYV	QELG	IPHA	FASL	VWL	CGPL	SSGL	FLVQ	P	SEQ ID NO 77
23	RAASV	ACGV	QFGW	ALQL	SL	LT	PPYV	QELG	IPHA	FASL	VWL	CGPL	SSGL	FLVQ	P	SEQ ID NO 78
29	RAASV	ACGV	QFGW	ALQL	SL	LT	PPYV	QELG	IPHA	FASL	VWL	CGPL	SSGL	FLVQ	P	SEQ ID NO 79
32	RVASV	ACGI	QFGW	ALQL	SL	LT	PPYV	QELG	IPHA	WASI	IWL	CGPL	SSGL	FLVQ	P	SEQ ID NO 80
28	RVASV	ACGI	QFGW	ALQL	SL	LT	PPYV	QELG	IPHA	WASI	IWL	CGPL	SSGL	FLVQ	P	SEQ ID NO 81
28	RVASV	ACGI	QFGW	ALQL	SL	LT	PPYV	QELG	IPHA	WASI	IWL	CGPL	SSGL	FLVQ	P	SEQ ID NO 82
43	RVASV	ACGI	QFGW	ALQL	SL	LT	PPYV	QELG	IPHA	WASI	IWL	CGPL	SSGL	FLVQ	P	SEQ ID NO 83
22	RAASV	ACGV	QFGW	ALQL	SL	LT	PPYV	QELG	IPHA	FASL	VWL	CGPL	SSGL	FLVQ	P	SEQ ID NO 85

FIG. 6B
18/30

95 LVGHSDDRCT--SKYGRRRRPFIVAGAVVAISISVMVIGHAADIGWAFGDR SEQ D NO 6
 87 LVGHMSDRCT--SRYGRRRRPFILVGAVAIVAAVLLVIAAADIIGWLLGDDT SEQ D NO 38
 94 LVGHLSDRCT--SRFGRRRRPFILGGALSIVAAVLLIIGHSSADIGWFFGDDT SEQ D NO 40
 89 LVGHLSDRCT--SRFGRRRRPFILGGALSIVAAVLLIIGHAADLIGWKFGGDT SEQ D NO 70
 78 LVGHMSDRCT--SRFGRRRRPFIFFTGASLICFSSVLIIGHSSADIGWLLGDDR SEQ D NO 71
 78 LVGHMSDRCN--SRFGRRRRPFIFAGAGLICFAVLLIIGHSSADIGWLLGDDR SEQ D NO 72
 78 LVGPMSDRCA--SRFGRRRRPFILAGAILIVVAVLLIIGHSSADIGWLLGDDR SEQ D NO 73
 82 LVGHLSDRCN--SRFGRRRRPFIVAGATSIIVVAVLLIIGFSSADIGGLLGGDG SEQ D NO 74
 81 LVGHMSDKCT--SRFGRRRRPFIVAGAVSIMIAVLLIIGFSSADIGWLLGDDR SEQ D NO 75
 82 LVGHMSDQCT--SKYGRRRRRPFIVAGGTAIILAVIIGHSSADIGGLLGGDT SEQ D NO 76
 74 LVGHLSDRIGPAASSPLGRRRRPFIAAGAAACIAAAVLLTVGFFSADLGRLLFGDD SEQ D NO 77
 73 LVGHLSDRILAPAASSPLGRRRRPFIAAGAAACIAAAVLLTVGFFSADLGRLLFGDD SEQ D NO 78
 79 LVGHLSDRIAPAASSPLGRRRRPFIAAGAAACIAAAVLLTVGFFSADLGRIFGDD SEQ D NO 79
 82 LVGHLSDRITPANSSPLGRRRRPFIAAGAAACIAAVLTVGFFSADLGRLLFGDD SEQ D NO 80
 78 LVGHMSDRCT--SRYGRRRRPFIVVGAACIAVSVLLIIGFSSADIGWLLGDDR SEQ D NO 81
 78 LVGHMSDRCT--SRFGRRRRPFIVVGAALSITVAVLLIIGYSSADIGSLIGDDR SEQ D NO 82
 93 LVGHLSDKCT--SRFGRRRRPFILAGAAASIVVAVLLIIGYAADLIGWMLGDDT SEQ D NO 83
 72 LVGHLSDRIAPAASSPLGRRRRPFIAAGAAASIAAAVLLTVGFFSADLGRLLFGDD SEQ D NO 85

142 EGG--KIKPRAIVAFVLLGFFWILLDVANNMTQGPPCRALLLADLTTENDNRRTTRVA SEQ D NO 6
 134 A--DYRPAAITVFI VGFFWILLDVANNMTQGPPCRALLLGDLLTSSKDPRTTRVA SEQ D NO 38
 141 L--EHRPWA VGFVFFGFFWILLDVANNMTQGPPCRALLLGDLLTGKDKDQRRTRVA SEQ D NO 40
 136 K--EHRSSAVAFVFFGFFWILLDVANNMTQGPPCRALLLGDLLTGKDKDHRRTTRVA SEQ D NO 70
 125 G--NTRPRAIVGFVFFGFFWILLDVANNMTQGPPCRALLLADLTTGKDKDHRRTTRVA SEQ D NO 71
 125 G--NTRPRAIVGFVFFGFFWILLDVANNMTQGPPCRALLLADLTTGKDKDHRRTTRVA SEQ D NO 72
 125 G--NTRPRAIVGFVFFGFFWILLDVANNMTQGPPCRALLLADLTTGKDKDHRRTTRVA SEQ D NO 73
 129 A--DRRPRRAVATFVFFGFFWILLDVANNMTQGPPCRALLLADLTTGKDKDHRRTTRVA SEQ D NO 74
 128 G--EIKVRAIAAFVFFGFFWILLDVANNMTQGPPCRALLLADLTTGKDKDHRRTTRVA SEQ D NO 75
 129 A--DNKTM AIVAFVIGFFWILLDVANNMTQGPPCRALLLADLTTGNDARRTRVA SEQ D NO 76
 124 VTPGSTRLGAICVYLLVGFFWILLDVGNNGTQGPPCRALLLADLTTENDPRTTRIA SEQ D NO 77
 123 VTPGSTRLGAICVYLLVGFFWILLDVGNNGTQGPPCRALLLADLTTENDPRTTRIA SEQ D NO 78
 129 ITPGSTRLGAIIVYLLVGFFWILLDVGNNGTQGPPCRALLLADLTTENDPRTTRIA SEQ D NO 79
 132 VVPGSTRIGAIIVYLLVGFFWILLDVGNNGTQGPPCRALLLADLTTENDPRTTRIA SEQ D NO 80
 125 GG--GVRPRAIAVVFVGFFWILLDVANNMTQGPPCRALLLADLTTGKDYRRTTRVA SEQ D NO 81
 125 GG--TVKPPGAIAATFVGFFWILLDVANNMTQGPPCRALLLADLTTGKDYRRTTRVA SEQ D NO 82
 140 E--SFRPAAITVFVIGFFWILLDVANNMTQGPPCRALLLADLTTSKDNRRTTRVA SEQ D NO 83
 122 VTPGSTRLGAICVYLLVGFFWILLDVGNNGTQGPPCRALLLADLTTENDPRTTRIA SEQ D NO 85

FIG. 6C
19/30

190 N G Y F S L F M A V G N V L G Y A T G S Y N G W Y K I F T F T K T V A C N V E C A N L K S A F F Y I D SEQ D NO 6

181 N A Y Y S L F M A I G N I L G Y A T G S Y S G W Y K K I F T F A L S P A C T I S C A N L K S A F F L D SEQ D NO 38

188 N A Y Y S L F M A I G N I L G Y A T G S Y S G W Y K K V F A F T L T P A C N I S C A N L K S A F F L D SEQ D NO 40

183 N A Y F S L F M A I G N I L G Y A T G S Y S G W Y R V F P F T L T P A C N I S C A N L K S A F F L D SEQ D NO 70

172 N A Y F S L F M A V G N I L G F A T G A F S K W F K V F P F T V T S A C N A D C A N L K S A F F Y L D SEQ D NO 71

172 N A Y F S L F M A V G N I L G Y A T G A F S N W F K V F P F T V T T A C N A D C A N L K S A F F Y L D SEQ D NO 72

176 N A Y F S L F M A I G N I L G F A T G S Y S G W F R I F W F T S T S C N A D C A N L K S A F F L L D SEQ D NO 74

175 N A Y F S L F M A I G N I L G F A T G S Y S G W F K I F P F T L N T A C T I N C A N L K A A F I I D SEQ D NO 75

176 N A Y F S L F M A I G N V L G F A T G A Y S G W Y K V F P F S L T S C T I N C A N L K S A F F I I D SEQ D NO 76

174 N A Y F S L F M A L G N I L G Y A T G A Y S G W Y S I F P F T V T E S C G I S C A N L K S A F F L L D SEQ D NO 77

173 N A Y F S L F M A L G N I L G Y A T G A Y S G W Y K I F P F T V T P S C S I S C A N L K S A F F L L D SEQ D NO 78

179 N A Y F S L F M A L G N I L G Y A T G A Y S G W Y K I F P F T V T P S C S I S C A N L K S A F F L L D SEQ D NO 79

182 N A Y F S L F M A L G N I L G Y A T G A Y N G W Y K I F P F T I T G S C G V S C A N L N S A F F L L D SEQ D NO 80

173 N A Y F S L F M A V G N V L G Y A T G S I S Y L F K V F P F S I T P A C N V N C A N L K S A F F V D SEQ D NO 81

172 N A Y F S L F M A V G N V L G Y A T G S Y S G W F K I F P L T L T S A C N V N C A N L K S A F F L L D SEQ D NO 82

187 N A Y F S L F M A I G N I L G Y A T G A Y S G W Y R I F F T F T L S P A C T I S C A N L K S A F F L L D SEQ D NO 83

172 N A Y F S L F M A L G N I L G Y A T G A Y S G W Y R I F P F T V T E S C G I S C A N L K S A F F L L D SEQ D NO 85

240 V V F F I A I T T T I L S V S A A H H E V P L A S - - - - L A S E A H G Q T S G T D E A F L S E I F F G SEQ D NO 6

231 I A F F I A V T T T Y I S I M A A H H E V P L N S S S E A - - - - A H A E A G A G E S G S A E E A F F M W E L F F G SEQ D NO 38

238 I F F I A V T T T Y I S I V A A K E V P L S S S S G A H - - - - P V E E A A A G E S G T A G E E A F F L W E L F F G SEQ D NO 40

233 I V F M L I T T Y I S I T S A N E V P L G S S S G E - - - - P D A E A E G E S G S A E E A F F L W E L F F G SEQ D NO 70

222 I V F M V I T T A Y L S I T A A Q E E S P L C L S D R S T P I A E D V S G S H A Q E E A F F L W E L F F G SEQ D NO 71

222 I V F M V I T T Y L S I T A A Q E E S P L G L S D R S T P I A A D V S G S S H A Q E E A F F L W E L F F G SEQ D NO 72

222 I V F M V I T T S Y L S I T A A Q E E S P L G L S N R S T P L A E D V S V E S S - - - - Q E A F F L W E L F F G SEQ D NO 73

226 I F F I A I T T Y I S I T A A Q E E L P L S S S S R S T H I S E E M A - - - - E S T H A Q E E A F F L W E L F F G SEQ D NO 74

225 I F F I A T T T C I S I S A A N E Q P L D P S S R G S S H T R E E I G E S S H G Q E E A F F L W E L F F G SEQ D NO 75

226 I F F I I I T T Y I S I S A A K E R P R I S S Q D G P Q F S E D G T A Q S G H I E E A F F L W E L F F G SEQ D NO 76

224 I I V L V I T T T Y T T V T S V Q E E P Q T F G S - - - - D E A Q N P G - A E Q E A F F L W E L F F G SEQ D NO 77

223 I I I L V I T T T Y I T V A S V Q E E P Q T F G S - - - - D E A Q N P G - A E Q E A F F L W E L F F G SEQ D NO 78

229 I I I L V V T T C I T V A S V Q E E P Q S F G S - - - - D E A D H P S - T E Q E A F F L W E L F F G SEQ D NO 79

232 I I I L A I T T T Y I S V A T V Q D N P T F G S - - - - D E A A P P S S H E E E A F F L W E L F F G SEQ D NO 80

223 T A F F I A I T T W I S I S A A A Q V T P L G S S N R T T P F A D E G P G Q S S H I E E A F F L W E L F F G SEQ D NO 81

222 I V F F I A I T T T Y L S I S A A A Q E S P L D P T D R S A N I T E E G P G P S S H T E E A F F L W E L F F G SEQ D NO 82

237 V A F F I A V T T T Y V S I T A A H H E V P L N S S G A - - - - A H A G E G A G E S S T E E A F F M W E L F F G SEQ D NO 83

222 I I I L V I T T T Y I T V A S V Q E E P Q S F G G - - - - D E A E H P S - T E Q E A F F L W E L F F G SEQ D NO 85

FIG. 6D
20/30

284 TFRYFPNGNVWIIILLVTTALTTWIGWFPPFILLFDTDMDMGRREIYGGGEPN--IGT SEQ ID NO 6
 279 TFRKYFTTTPVWIIILSVTTALTTWIGWFPPFTLFDTDMDMGRREIYGGGDPN--QGL SEQ ID NO 38
 287 TFRYFSTTPVWTTILSTVTTALTTWIGWFPPFLLFDTDMDMGRREIYGGGEPN--EGP SEQ ID NO 40
 281 TFRKYFSKPIWIIIVLSVTTALTTWIGWFPPFLLFDTDMDMGRREIYGGGEPN--EGT SEQ ID NO 70
 272 TFRYFPWPVWTTIILVTTALTNWIGWFPPFLLFDTDMDMGRREIYGGKPN--EGQ SEQ ID NO 71
 272 TFRYFPWPVWTTIILVTTALTNWIGWFPPFLLFDTDMDMGRREIYGGKPN--EGQ SEQ ID NO 72
 270 TFRYFPWPVWTTIILVTTALTNWIGWFPPFLLFDTDMDMGRREIYGGKPN--EGQ SEQ ID NO 73
 275 TLRYLSSGSIWIIILFVTTALTNWIGLPLPFLFDTDMDMGRREIYGGKPN--EGQ SEQ ID NO 74
 275 IFKYFPGVVWVILLVTTALTNWIGWFPPFLLFDTDMDMGRREIYGGGEPN--DGK SEQ ID NO 75
 276 TFRLLPGSVWVILLVTTCLNWIIGWFPPFLLFDTDMDMGRREIYGGGEPN--QGQ SEQ ID NO 76
 266 SLRYFTLPIWMMVLI VTTALTTWMAWFPPFTLFDTDMDMGRREIYRGGSPDNPGETQ SEQ ID NO 77
 265 SLRYFTLPIWMMVLI VTTALTTWIAWFPPFTLFDTDMDMGRREIYRGGSPDNPGETQ SEQ ID NO 78
 271 SFRYFTLPIWMMVLI VTTALTTWIGWFPPFLLFDTDMDMGRREIYRGGSPDDPSITQ SEQ ID NO 79
 275 SFRYFTMPVWMMVLI VTTSLTWVIGWFPLFLLFDTDMDMGRREIYRGGSPDIVADTQ SEQ ID NO 80
 273 TFRYFPGSVWLIILVIALNWIIGWFPPFLLFDTDMDMGRREIYGGKPN--EGI SEQ ID NO 81
 272 AFRYFSSASIWVIFFTVTTALTTWIGWFPPFLLFDTDMDMGRREIYGGKPN--EGQ SEQ ID NO 82
 285 TFRKYFSSSTVWIIILSVTTALTNWIGWFPPFLLFDTDMDMGRREIYGADPN--GGP SEQ ID NO 83
 264 SFRYFTLPIVWMMVLI VTTALTTWIGWFPPFLLFDTDMDMGRREIYRGSPIIPGETQ SEQ ID NO 85

331 SY SAGVSMGALGLMLNNSVFLGITTSVLMERKLCRKGAGFVWGISNITLMAIC SEQ ID NO 6
 326 VYDTGVRMGA LGLLNSVVLALTS LFMERLCRKRGA GFVWGISNIMTV C SEQ ID NO 38
 334 NYDTGVRMGA LGLLNSVVLGVTSVLLERLCRKRGP GFVWGISNILMAV C SEQ ID NO 40
 328 NYDSGVRMGA LGLLNSVVLGVTSLLMEKLCRKRGA GFVWGISNILMAV C SEQ ID NO 70
 319 NYNI GVRTGAFALMLNNSVFLGVTS LFMERLCRKGAG FIVGISNILMAL C SEQ ID NO 71
 319 NYNI GVRTGAFALMLNNSVFLGVTS VLMERLCRKGAG FIVGISNILMAL C SEQ ID NO 72
 317 NYNV GVRAGSFA LMLNNSVFLGITTSVLMERKLCRKGAG FIVGISNILMAL C SEQ ID NO 73
 322 NYNT GVRMGA LGLMLNNSVVLGITTSVLMERKLCRKGAG FVWGLSNILMSL C SEQ ID NO 74
 322 NYSAGVVRMGS LGLMLNNSVVLGITTS LFMERKLCRKGAG FVTWGVSNVMSL C SEQ ID NO 75
 323 SYS DGVVRMGA FGLMNSVVLGITTSVLMERKLCRIWGS GFVWGLSNILMTI C SEQ ID NO 76
 316 RYHD GVRMGS FGLMLNNSVVLGF TSSV VLEKLCRKGAG AGLVWGVSNILMTL C SEQ ID NO 77
 315 RYHD GVRMGS FGLMLNNSVVLGF TSSV VLEKLCRKGAG AGLVWGVSNILMTL C SEQ ID NO 78
 321 SYHD GVRMGS FGLMLNNSVVLGF TSSV VLEKLCRKGAG AGLVWGVSNILMAL C SEQ ID NO 79
 325 KYHD GVRMGS FGLMLNNSVVLGF TSSV IGMERKLCRKGAG AGLVWGVSNILMAL C SEQ ID NO 80
 320 NYST GVRMGA LGLMLNNSVVLGITTSV LMEKLCRKGAG FVWGISNITLMTL C SEQ ID NO 81
 319 NYST GVRMGA LGLMLNNSVVLGITTSV LMEKLCRYWGA GFVWGVSNITLMSL C SEQ ID NO 82
 332 NYDAGVVRMGA LGLMLNNSVVLGV TSSV LMEKLCRKRGA GFVWGVSNITLMAV C SEQ ID NO 83
 314 RYHD GVRMGS FGLMLNNSVVLGF TSSV VLEKLCRKGAG AGLVWGVSNITLMAV C SEQ ID NO 85

FIG. 6E
21/30

381	FLGMIITSFVASHHLLGYYIGHHEQPPASIVFAAVLIIFFTILLGIPLAITTSVPPYA	SEQ ID NO 6
376	FLAMLVVTVVANNNMGYIGKDLPPPTGIVIAALIIFFTILLGFPLAITTSVPPYA	SEQ ID NO 38
384	FISMLVTVVANNNIGYVVGKDLPPPTGIVIASLIIFFTILLGFPLAITTSVPPYA	SEQ ID NO 40
378	FIAMLVTVVANNDIGYLGKDLPPPTGIVIAALITFFTILLGFPLAITTSVPPYA	SEQ ID NO 70
369	FLAMLVTVVANHHIGYLGKDLPPPHGIVIAAIVIFFAVLLGVPLAITTSVPPYA	SEQ ID NO 71
369	FLAMLVTVSYVANHHIGYLGKDLPPNGIVITAVVIFFAVLLGVPLAITTSVPPYA	SEQ ID NO 72
367	FLAMLVTVSYVANHHIGYLGKDLPPNGIVISAVVIFFAVLLGVPLAITTSVPPYA	SEQ ID NO 73
372	FLMLVTVSAVVKHMDFLGHDLPPSGVIVIAALIVFSSILLGIPLAITTSVPPYA	SEQ ID NO 74
372	FIAMLVTVSAVRSNID - IGGQGLPPPDGIVIAALIVFSSILLGIPLAITTSVPPYA	SEQ ID NO 75
373	FFAMLVTVFAVRSNID - YGTPPPNGIVISALIVFPAIILLGIPLAITTSVPPYA	SEQ ID NO 76
366	FLAMLVTVTVVAKNMDYPSSTGAPPTGIVVASLVVFTILLGAPLAITTSVPPYA	SEQ ID NO 77
365	FLAMLVTVTVVAKNMDYPSSTGAPPTGIVVASLVVFTILLGAPLAITTSVPPYA	SEQ ID NO 78
371	FVAMLVTVTVVAKNMDYPSSTGAPPTGIVVASLVVFTILLGAPLAITTSVPPYA	SEQ ID NO 79
375	FVAMLVTVTVVAKNMDYPSSTGAPPTGIVVASLVVFTILLGAPLAITTSVPPYA	SEQ ID NO 80
370	FFAMLVTVTVVAKNMDYPSSTGAPPTGIVVAAALVVFPAIILLGIPLAITTSVPPYA	SEQ ID NO 81
369	FLAMLVTVTVVAKNMDYPSSTGAPPTGIVVAAALVVFPAIILLGIPLAITTSVPPYA	SEQ ID NO 82
382	FLAMLVTVTVVAKNMDYPSSTGAPPTGIVVAAALVVFPAIILLGIPLAITTSVPPYA	SEQ ID NO 83
364	FVAMLVTVTVVAKNMDYPSSTGAPPTGIVVAAALVVFPAIILLGIPLAITTSVPPYA	SEQ ID NO 85
431	LISIRIESLGLGQGLSLGVLNLAIIVIPQVIVSVGSSGPPWDQLFFGGGNSPAF	SEQ ID NO 6
426	LISSTHIESLGLGQGLSMGVLNLAIIVVPQIIVVSLGSSGPPWDQLFFGGGNSPAF	SEQ ID NO 38
434	LISSTHIOSLGQGLSMGVLNLAIIVFPQMIVVSLGSSGPPWDQLFFGGGNSPAF	SEQ ID NO 40
428	LISSTHIQPLGQGLSMGVLNLAIIVFPQMIVVSLGSSGPPWDQLFFGGGNSPAF	SEQ ID NO 70
419	LISSTRIEPLGQGLSMGVLNLAIIVIPQVIVVSLGSSGPPWDQLFFGGGNSPAF	SEQ ID NO 71
419	LISSTRIEPLGQGLSMGVLNLAIIVIPQVIVVSLGSSGPPWDQLFFGGGNSPAF	SEQ ID NO 72
417	LISSTRIEPLGQGLSMGVLNLAIIVIPQVIVVSLGSSGPPWDQLFFGGGNSPAF	SEQ ID NO 73
422	LISSTRIEPLGQGLSMGVLNLAIIVIPQVIVVSLGSSGPPWDQLFFGGGNSPSL	SEQ ID NO 74
421	LVSSTRIDALGQGLSMGVLNLAIIVFPQIIVVSLGSSGPPWDQLFFGGGNSPAF	SEQ ID NO 75
416	MASSTRVVENLGLGQGLAMGVLNLAIIVIPQVIVVSLGSSGPPWDQLFFGGGNSPAF	SEQ ID NO 76
415	MASSTRVVENLGLGQGLAMGVLNLAIIVIPQVIVVSLGSSGPPWDQLFFGGGNSPAF	SEQ ID NO 77
421	MASSTRVVENLGLGQGLAMGVLNLAIIVIPQVIVVSLGSSGPPWDQLFFGGGNSPAF	SEQ ID NO 78
425	MASSTRVVENLGLGQGLAMGVLNLAIIVIPQVIVVSLGSSGPPWDQLFFGGGNSPAF	SEQ ID NO 79
420	MASSTRVVENLGLGQGLAMGVLNLAIIVIPQVIVVSLGSSGPPWDQLFFGGGNSPAF	SEQ ID NO 80
419	LISSTRIEPLGQGLSMGVLNLAIIVIPQVIVVSLGSSGPPWDQLFFGGGNSPAF	SEQ ID NO 81
432	LISSTRIEPLGQGLSMGVLNLAIIVIPQVIVVSLGSSGPPWDQLFFGGGNSPAF	SEQ ID NO 82
414	MASSTRVVENLGLGQGLAMGVLNLAIIVIPQVIVVSLGSSGPPWDQLFFGGGNSPAF	SEQ ID NO 85

FIG. 6F
22/30

481	AVGAAATGFIGGIVAILLALPRTRIQK-----PIPLP	SEQ D NO 6
476	AVAAVVSALISGLI AVLAI PRSGAQK-----ARSHV	SEQ D NO 38
484	GVAAVVAALLASGLI AVLFI PRPGGQK-----PRSPV	SEQ D NO 40
478	AVAAIAALVSGGIAVFFAI PRTGSQK-----PRNPV	SEQ D NO 70
469	AIGGLAAFFAGGLVAI LGI PRSGAQK-----PMALP	SEQ D NO 71
469	AVGALAAFFAGGVVAI LGI PRSGAPK-----PRAPP	SEQ D NO 72
467	AVGGLAALLAGGLIAI LGI PRSGTQK-----PRALP	SEQ D NO 73
472	AVAAVVAAFASGLVAI LLAIPRSSADK-----SRVHT	SEQ D NO 74
471	VVAALSAFAAGGLIAI LLAIPRTREVK-----PKIFA	SEQ D NO 75
472	VVAALSAFAAGLIAI LIAIRRPVVK-----SRLHH	SEQ D NO 76
466	AVAAAGSFFIGGLVAI LGL PRARIASSSSS-RRRGGTHR	SEQ D NO 77
465	AVAAAGSSFFIGGLVAI LGL PRARIASSSSSRRRGGTHR	SEQ D NO 78
471	AVAAAASFFIGGLVAI LGL PRARIASS-RRRG-HR	SEQ D NO 79
475	WVAAAASFVGGGLVAI LGL PRARLGP-----KKKTTQR	SEQ D NO 80
470	AVAAVVASLASSGLVAI LLAIPRSSAAPK-----PRAVT	SEQ D NO 81
469	AVAAVVAAFASGLVAI LLAIPRSSRAQK-----PRALT	SEQ D NO 82
482	AVGAVVAAIMSGLLAVLAI PRTGTQK-----PQIRV	SEQ D NO 83
464	AVAAAGAAFIGGLVAI LGL PRARIASSSSSRRRGGTTNRR	SEQ D NO 85

FIG. 7
23/30

	Percent Identity																
	1	2	3	4	5	6	7	8	9	10	11	12	13	14	15		
1	█	72.4	72.5	72.0	71.4	69.2	69.2	62.3	63.1	54.9	72.1	72.7	75.2	67.6	56.5	1	SEQ ID NO 4 At SUT2
2	34.4	█	95.2	74.7	73.9	71.4	71.5	65.7	67.4	57.7	75.6	76.0	77.2	71.3	59.3	2	SEQ ID NO 34 Gm SUT2
3	34.3	5.0	█	75.2	74.2	72.4	72.4	64.6	66.7	56.8	75.6	77.0	77.9	70.4	59.4	3	SEQ ID NO 36 Gm SUT2
4	35.0	30.8	30.2	█	73.2	72.5	72.5	65.0	67.1	56.3	73.6	77.8	77.9	71.1	59.4	4	SEQ ID NO 41 Cs SUT2
5	36.0	32.1	31.7	33.2	█	76.1	76.0	66.0	68.1	55.3	74.5	74.0	74.9	72.2	58.5	5	SEQ ID NO 42 Eu SUT2
6	39.7	36.1	34.3	34.2	28.8	█	97.8	63.8	67.1	55.8	75.7	73.6	74.3	70.2	58.6	6	SEQ ID NO 43 St SUT2
7	39.7	35.8	34.3	34.2	29.0	2.2	█	64.0	67.0	55.6	76.2	73.7	74.5	70.4	58.6	7	SEQ ID NO 44 Le SUT2
8	52.0	45.6	47.6	46.9	45.2	49.1	48.8	█	86.9	55.6	65.3	66.1	66.4	90.6	59.7	8	SEQ ID NO 45 Os SUT2
9	50.4	42.6	43.9	43.2	41.4	43.1	43.4	14.4	█	56.4	66.8	65.8	66.1	93.1	59.1	9	SEQ ID NO 46 Zm SUT2
10	67.7	61.4	63.4	64.4	66.8	65.7	66.2	66.1	64.2	█	55.8	54.8	55.6	58.0	69.9	10	SEQ ID NO 47 Sb SUT2
11	35.0	29.5	29.6	32.5	31.1	29.5	28.7	46.4	43.7	65.7	█	74.1	74.7	70.4	59.6	11	SEQ ID NO 48 Pm SUT2
12	34.0	28.9	27.6	26.4	31.9	32.6	32.3	45.0	45.5	68.0	31.8	█	91.4	70.8	59.0	12	SEQ ID NO 49 Me SUT2
13	30.1	27.3	26.2	26.2	30.6	31.5	31.3	44.4	44.9	66.0	31.0	9.1	█	70.7	60.5	13	SEQ ID NO 50 Hb SUT2
14	42.4	36.2	37.7	36.6	34.8	37.9	37.6	10.1	7.3	60.8	37.6	36.9	█	█	59.4	14	SEQ ID NO 52 Pn SUT2
15	64.1	58.0	57.7	57.8	59.7	59.5	59.5	57.1	58.3	38.4	57.4	58.7	55.6	57.8	█	15	SEQ ID NO 150 Pn SUT2

FIG. 8
24/30

	Percent Identity																			
	1	2	3	4	5	6	7	8	9	10	11	12	13	14	15	16	17			
1	█	95.0	93.6	81.7	81.5	81.6	83.3	85.2	71.3	68.6	68.0	53.6	54.5	52.2	54.7	54.5	55.2	1	SEQ ID NO 53	Zm SUT2
2	5.2	█	92.8	83.2	83.0	83.0	84.4	86.1	71.1	67.8	67.3	53.5	53.7	52.2	55.0	55.2	54.7	2	SEQ ID NO 54	Sb SUT2
3	6.7	7.6	█	82.0	81.9	81.9	82.6	84.0	70.9	68.1	68.2	54.2	54.6	52.5	54.9	54.9	55.2	3	SEQ ID NO 55	Zm SUT2
4	21.0	19.0	20.6	█	99.2	98.9	95.4	81.6	70.1	69.0	68.6	53.5	53.3	52.0	53.6	54.0	53.9	4	SEQ ID NO 56	Ta SUT2
5	21.2	19.3	20.8	0.8	█	98.5	95.0	81.6	70.1	68.8	68.4	53.1	52.9	51.7	53.6	53.6	53.5	5	SEQ ID NO 57	Ta SUT2
6	21.2	19.3	20.8	1.2	1.5	█	95.4	81.5	70.3	69.0	68.6	53.4	53.3	52.0	53.5	54.1	53.8	6	SEQ ID NO 58	Ta SUT2
7	18.9	17.5	19.8	4.8	5.2	4.7	█	82.6	71.3	69.6	69.6	53.2	53.5	52.2	52.9	54.3	53.4	7	SEQ ID NO 59	Hv SUT2
8	16.5	15.4	18.1	21.2	21.2	21.4	19.9	█	71.4	70.0	70.5	52.4	52.5	50.9	52.7	52.9	52.8	8	SEQ ID NO 60	Os SUT2
9	36.1	36.5	36.9	38.1	38.1	37.8	36.1	36.1	█	81.1	82.5	51.9	54.0	52.5	52.4	54.7	54.3	9	SEQ ID NO 61	Os SUT2
10	40.6	42.0	41.4	40.0	40.3	40.0	39.0	38.2	21.9	█	93.7	53.5	54.1	52.8	54.6	54.2	55.3	10	SEQ ID NO 62	Sb SUT2
11	41.5	42.9	41.3	40.5	40.9	40.5	38.9	37.5	20.0	6.6	█	53.3	53.7	51.8	53.8	54.4	54.7	11	SEQ ID NO 63	Zm SUT2
12	70.7	70.9	69.3	71.0	71.9	71.2	71.7	73.7	74.9	71.1	71.5	█	77.9	73.1	81.5	75.7	76.6	12	SEQ ID NO 64	Os SUT2
13	68.6	70.5	68.4	71.4	72.4	71.4	71.0	73.4	69.8	69.6	70.6	26.2	█	89.9	76.0	89.8	89.4	13	SEQ ID NO 65	Sb SUT2
14	74.1	74.1	73.3	74.6	75.6	74.6	74.1	77.6	73.5	72.8	75.2	33.4	10.9	█	73.7	85.4	85.8	14	SEQ ID NO 66	Sb SUT2
15	68.2	67.5	67.7	70.7	70.7	71.0	72.4	72.9	73.7	68.4	70.3	21.3	29.0	32.5	█	75.6	75.7	15	SEQ ID NO 67	Bo SUT2
16	68.6	67.0	67.6	69.8	70.7	69.5	69.1	72.5	68.1	69.3	68.9	29.4	11.0	16.3	29.5	█	88.0	16	SEQ ID NO 68	Zm SUT2
17	67.0	68.1	67.0	70.0	70.9	70.3	71.2	72.7	69.0	66.8	68.2	28.1	11.5	15.8	29.4	13.1	█	17	SEQ ID NO 69	Zm SUT2

FIG. 9
25/30

	Percent Identity																			
	1	2	3	4	5	6	7	8	9	10	11	12	13	14	15	16	17	18		
1	████████	68.3	66.3	66.5	72.4	72.8	71.8	70.1	69.8	69.3	61.9	61.9	63.1	61.7	72.8	74.4	69.3	63.2	1	SEQ ID NO 6 AtSUT4
2	41.1	████████	80.8	77.4	71.8	71.8	71.5	72.2	70.9	71.0	64.2	64.5	64.4	62.5	73.8	74.6	84.6	64.9	2	SEQ ID NO 38 Gm SUT4
3	44.5	22.2	████████	81.1	72.8	73.8	73.3	73.2	70.9	69.0	63.9	63.6	65.6	62.3	72.4	73.8	78.5	66.3	3	SEQ ID NO 40 Gm SUT4
4	44.2	27.0	21.9	████████	73.0	73.8	73.5	71.3	70.3	66.5	64.7	63.8	63.7	61.9	72.6	72.8	78.7	65.2	4	SEQ ID NO 70 Ps SUT4
5	34.5	35.4	33.7	33.5	████████	94.4	92.5	74.8	71.9	68.8	64.6	64.0	65.2	62.7	77.9	78.9	72.0	66.0	5	SEQ ID NO 71 Hb SUT4
6	33.9	35.4	32.2	32.3	5.9	████████	92.7	76.7	72.1	70.8	66.0	65.4	66.4	63.5	78.9	79.1	72.8	67.4	6	SEQ ID NO 72 Hb SUT4
7	35.3	35.9	33.0	32.7	7.9	7.6	████████	75.8	72.6	69.9	65.7	65.3	66.3	63.0	77.8	77.8	72.9	67.3	7	SEQ ID NO 73 Me SUT4
8	38.1	34.8	33.2	36.1	30.7	28.0	29.3	████████	73.5	73.3	67.3	66.6	66.4	65.0	77.1	80.3	71.5	68.0	8	SEQ ID NO 74 W SUT4
9	38.5	36.8	36.7	37.8	35.2	34.9	34.1	32.7	████████	71.9	63.9	64.2	65.7	64.5	73.7	76.6	70.9	66.1	9	SEQ ID NO 75 St SUT4
10	39.4	36.7	39.9	44.2	40.2	36.9	38.4	33.0	35.2	████████	63.4	63.5	64.1	62.1	73.0	73.6	67.1	64.9	10	SEQ ID NO 76 Dc SUT4
11	52.7	48.4	48.9	47.4	47.7	45.0	45.7	42.9	48.9	50.0	████████	96.2	90.1	83.1	65.7	67.3	63.4	92.8	11	SEQ ID NO 77 Zm SUT4
12	52.9	47.8	49.4	49.1	48.8	46.2	46.4	44.1	48.3	49.7	3.9	████████	90.1	83.7	65.1	67.1	62.3	92.8	12	SEQ ID NO 78 Sb SUT4
13	50.4	48.0	45.9	49.3	46.6	44.4	44.7	44.4	45.6	48.5	10.6	10.6	████████	85.2	66.0	66.4	64.0	93.7	13	SEQ ID NO 79 Os SUT4
14	53.1	51.6	51.9	52.7	51.2	49.6	50.7	47.0	47.9	52.3	19.2	18.5	16.5	████████	64.0	65.0	62.8	84.6	14	SEQ ID NO 80 Hv SUT4
15	33.8	32.2	34.4	34.1	26.2	24.8	26.3	27.4	32.4	33.4	45.6	46.8	45.0	48.7	████████	81.3	73.2	66.3	15	SEQ ID NO 81 Mxd SUT4
16	31.4	31.0	32.2	33.8	24.8	24.5	26.3	22.9	28.1	32.5	42.9	43.2	44.4	47.0	21.5	████████	73.6	68.3	16	SEQ ID NO 82 Dg SUT4
17	39.4	17.3	25.3	26.1	35.1	33.8	33.7	35.8	36.8	43.1	49.9	52.1	48.7	51.0	33.2	32.6	████████	64.7	17	SEQ ID NO 83 Lj SUT4
18	50.2	47.2	44.7	46.5	45.2	42.6	42.8	41.7	44.9	47.2	7.6	7.6	6.6	17.2	44.7	41.2	47.5	████████	18	SEQ ID NO 85 Pn SUT4

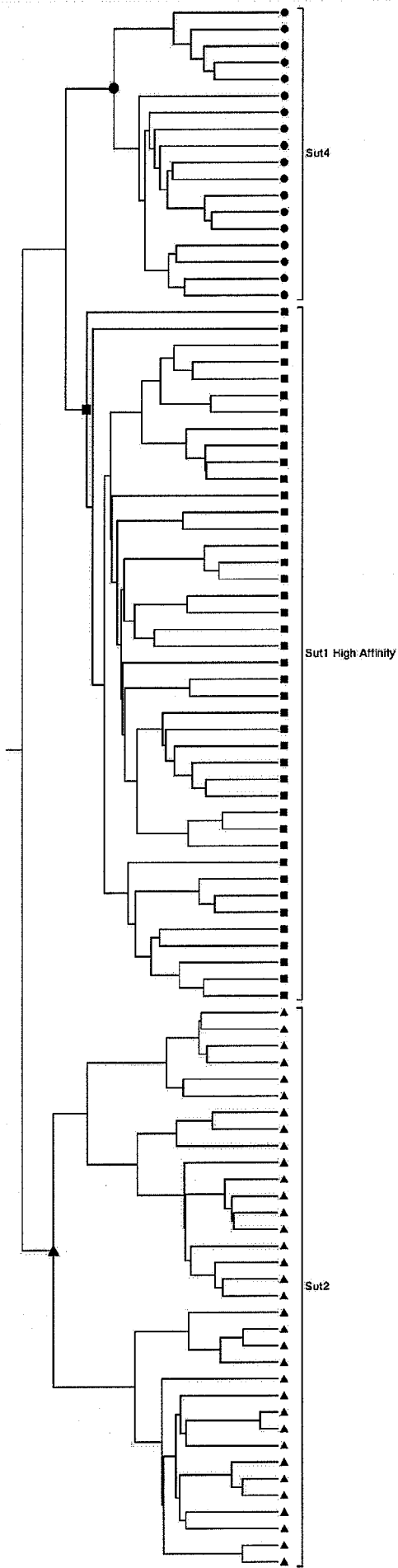


FIG. 10
26/30

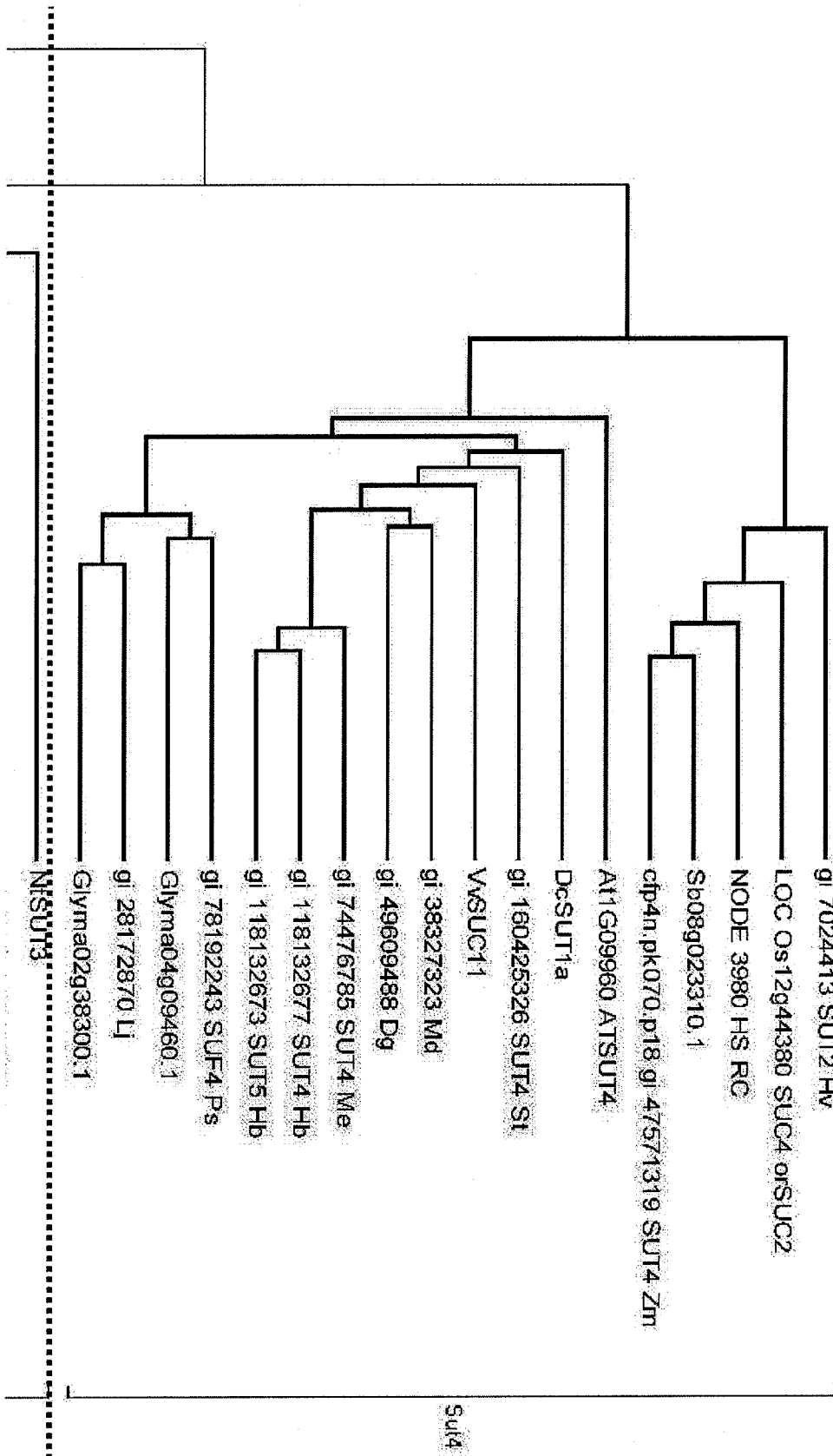


FIG. 11A
27/30




FIG. 11B
28/30

Sut1 High Affinity




FIG. 11C
29/30

Sut2

200

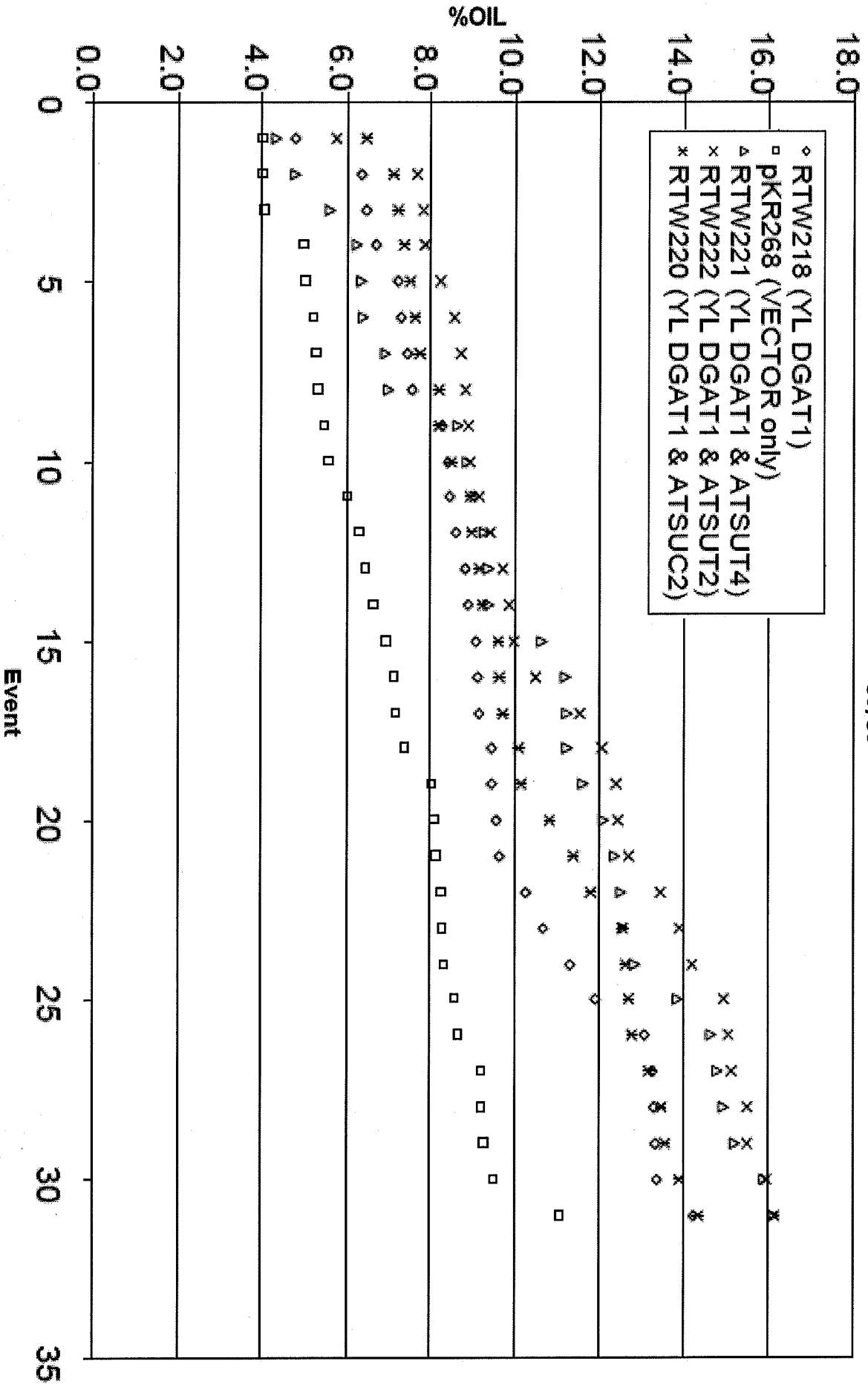


FIG. 12
30/30

INTERNATIONAL SEARCH REPORT

International application No
PCT/US2010/054942

A. CLASSIFICATION OF SUBJECT MATTER
INV. C12N15/82 A01H5/10 A01H5/00 C07K14/415
ADD.
According to International Patent Classification (IPC) or to both national classification and IPC

B. FIELDS SEARCHED
Minimum documentation searched (classification system followed by classification symbols)
C07K C12N
Documentation searched other than minimum documentation to the extent that such documents are included in the fields searched

Electronic data base consulted during the international search (name of data base and, where practical, search terms used)
EPO-Internal, BIOSIS, Sequence Search, EMBASE, CHEM ABS Data

C. DOCUMENTS CONSIDERED TO BE RELEVANT		
Category*	Citation of document, with indication, where appropriate, of the relevant passages	Relevant to claim No.
X	US 2003/163846 A1 (WARD JOHN M [US] ET AL) 28 August 2003 (2003-08-28)	1,6-14, 17-23, 26-29
Y	* par. [003] - [0013], [0019] - [0057], [0066] - [0077], examples, SEQ ID NOs: 5,7,30, claims *	2-4,15, 16,24,25
X	----- WO 01/73086 A2 (FROMMER WOLF BERND [DE]; WARD JOHN M [US]; WEISE ANDREAS [DE]; BARKER) 4 October 2001 (2001-10-04)	1,6-14, 17-23, 26-29
Y	* p.4:32 - 13:17, 17: 1 - 26:31, 32:1 - 35:19, examples, claims, SEQ ID No:5-7,30 *	2-4,15, 16,24,25
	----- -/--	

Further documents are listed in the continuation of Box C.

See patent family annex.

* Special categories of cited documents :

<p>"A" document defining the general state of the art which is not considered to be of particular relevance</p> <p>"E" earlier document but published on or after the international filing date</p> <p>"L" document which may throw doubts on priority claim(s) or which is cited to establish the publication date of another citation or other special reason (as specified)</p> <p>"O" document referring to an oral disclosure, use, exhibition or other means</p> <p>"P" document published prior to the international filing date but later than the priority date claimed</p>	<p>"T" later document published after the international filing date or priority date and not in conflict with the application but cited to understand the principle or theory underlying the invention</p> <p>"X" document of particular relevance; the claimed invention cannot be considered novel or cannot be considered to involve an inventive step when the document is taken alone</p> <p>"Y" document of particular relevance; the claimed invention cannot be considered to involve an inventive step when the document is combined with one or more other such documents, such combination being obvious to a person skilled in the art.</p> <p>"&" document member of the same patent family</p>
--	--

Date of the actual completion of the international search 27 April 2011	Date of mailing of the international search report 06/05/2011
---	---

Name and mailing address of the ISA/ European Patent Office, P.B. 5818 Patentlaan 2 NL - 2280 HV Rijswijk Tel. (+31-70) 340-2040, Fax: (+31-70) 340-3016	Authorized officer Puonti-Kaerlas, J
--	--

INTERNATIONAL SEARCH REPORT

International application No.

PCT/US2010/054942

Box No. I Nucleotide and/or amino acid sequence(s) (Continuation of item 1.b of the first sheet)

1. With regard to any nucleotide and/or amino acid sequence disclosed in the international application and necessary to the claimed invention, the international search was carried out on the basis of:
 - a. (means)
 on paper
 in electronic form
 - b. (time)
 in the international application as filed
 together with the international application in electronic form
 subsequently to this Authority for the purpose of search
2. In addition, in the case that more than one version or copy of a sequence listing and/or table relating thereto has been filed or furnished, the required statements that the information in the subsequent or additional copies is identical to that in the application as filed or does not go beyond the application as filed, as appropriate, were furnished.
3. Additional comments:

INTERNATIONAL SEARCH REPORT

International application No.
PCT/US2010/054942

Box No. II Observations where certain claims were found unsearchable (Continuation of item 2 of first sheet)

This international search report has not been established in respect of certain claims under Article 17(2)(a) for the following reasons:

1. Claims Nos.:
because they relate to subject matter not required to be searched by this Authority, namely:

2. Claims Nos.:
because they relate to parts of the international application that do not comply with the prescribed requirements to such an extent that no meaningful international search can be carried out, specifically:

3. Claims Nos.:
because they are dependent claims and are not drafted in accordance with the second and third sentences of Rule 6.4(a).

Box No. III Observations where unity of invention is lacking (Continuation of item 3 of first sheet)

This International Searching Authority found multiple inventions in this international application, as follows:

see additional sheet

1. As all required additional search fees were timely paid by the applicant, this international search report covers all searchable claims.
2. As all searchable claims could be searched without effort justifying an additional fees, this Authority did not invite payment of additional fees.
3. As only some of the required additional search fees were timely paid by the applicant, this international search report covers only those claims for which fees were paid, specifically claims Nos.:
12-14, 21-23(completely); 1-4, 6-11, 15-20, 24-29(partially)
4. No required additional search fees were timely paid by the applicant. Consequently, this international search report is restricted to the invention first mentioned in the claims; it is covered by claims Nos.:

Remark on Protest

- The additional search fees were accompanied by the applicant's protest and, where applicable, the payment of a protest fee.
- The additional search fees were accompanied by the applicant's protest but the applicable protest fee was not paid within the time limit specified in the invitation.
- No protest accompanied the payment of additional search fees.

FURTHER INFORMATION CONTINUED FROM PCT/ISA/ 210

This International Searching Authority found multiple (groups of) inventions in this international application, as follows:

1. claims: 12-14, 21-23(completely); 1, 6-11, 17-20, 24, 26-29(partially)

A plant seed with increased oil content comprising in its genome a recombinant DNA construct encoding a SUT4 or SUT2 sucrose transporter and a second construct encoding a polynucleotide the expression of which results in the increased oil in said plants, and subject-matter relating thereto

- 1.1. claims: 12-14, 21-23

A method of increasing oil content in a high oil plant seed, comprising introducing into a regenerable plant cell a recombinant DNA construct encoding a SUT4 or SUT2 sucrose transporter and subject-matter relating thereto

2. claims: 1-4, 6-11, 15-20, 24-29(all partially)

A plant seed with increased oil content comprising in its genome a recombinant DNA construct encoding a SUT4 or SUT2 sucrose transporter and a second construct encoding a diacylglycerol acyltransferase (DGAT) and subject-matter relating thereto

- 3-4. claims: 1-4, 6-11, 15-20, 24-29(all partially)

As invention 2, but relating to SEQ ID NO:s 180 and 48 and 180 and 40, respectively

- 5-6. claims: 1, 2, 6-11, 15, 17-20, 24, 26-29(all partially)

A plant seed with increased oil content comprising in its genome a recombinant DNA construct encoding a SUT4 or SUT2 sucrose transporter and second construct encoding a Lec transcription factor, or an ODP-1 transcription factor, respectively, and subject-matter relating thereto

7. claims: 5(completely); 6-11(partially)

A plant seed with increased oil content comprising in its genome a recombinant DNA construct encoding a SUT4 or SUT2 sucrose transporter and second construct encoding a polynucleotide the expression of which results in the silencing of phosphoglucomutase, and subject-matter relating thereto

FURTHER INFORMATION CONTINUED FROM PCT/ISA/ 210

8-11. claims: 30-35(partially)

An isolated polynucleotide comprising a nucleotide sequence encoding a polypeptide with sucrose transport activity, wherein the polypeptide has an amino acid sequence of at least 95% sequence identity when compared to SEQ ID NO: 85, 178, 52 or 150, respectively

INTERNATIONAL SEARCH REPORT

International application No
PCT/US2010/054942

C(Continuation). DOCUMENTS CONSIDERED TO BE RELEVANT		
Category*	Citation of document, with indication, where appropriate, of the relevant passages	Relevant to claim No.
Y	WO 2008/147935 A2 (DU PONT [US]; MEYER KNUT [US]; HITZ WILLIAM D [US]; YADAV NARENDRA S []) 4 December 2008 (2008-12-04) * p. 3:16 - 6:8, examples, claims, SEQ ID No: 65,67,83 *	2-4,6, 15,16, 24,25
Y	----- BARTH INGA ET AL: "PmSUC3: Characterization of a SUT2/SUC3-type sucrose transporter from Plantago major.", PLANT CELL, vol. 15, no. 6, June 2003 (2003-06), pages 1375-1385, XP002630395, ISSN: 1040-4651 * abstract, p. 1382,1383, fig. 1*	6
Y	----- WO 2009/009142 A2 (MONSANTO TECHNOLOGY LLC [US]; ABAD MARK [US]; AHRENS JEFFREY [US]; AUG) 15 January 2009 (2009-01-15) * abstract, p. 101, examples, SEQ ID No: 545,6076, claims *	4,6
Y	----- US 2009/183270 A1 (ADAMS THOMAS R [US] ET AL) 16 July 2009 (2009-07-16) * abstract, SEQ ID NO: 894,895,2479,22897, par. [0007] - [0012], table 2, examples, claims *	4,6
A	----- WO 01/85963 A2 (FROMMER WOLF B [DE]; FISCHER WOLF NICHOLAS [US]; HIRNER BRIGITTE [DE];) 15 November 2001 (2001-11-15)	1-4,6-29
A	----- WEISE A ET AL: "A new subfamily of sucrose transporters, SUT4, with low affinity/high capacity localized in enucleate sieve elements of plants", PLANT CELL, AMERICAN SOCIETY OF PLANT PHYSIOLOGISTS, ROCKVILLE, MD, US, vol. 12, no. 8, 1 August 2000 (2000-08-01), pages 1345-1355, XP002173496, ISSN: 1040-4651, DOI: DOI:10.1105/TPC.12.8.1345	1-4,6-29
A	----- "The function of SUT2/SUC3 sucrose transporters: The debate continues.", PLANT CELL, vol. 15, no. 6, June 2003 (2003-06), pages 1259-1262, XP002630396, ISSN: 1040-4651	1-4,6-29
	----- -/--	

INTERNATIONAL SEARCH REPORT

International application No
PCT/US2010/054942

C(Continuation). DOCUMENTS CONSIDERED TO BE RELEVANT		
Category*	Citation of document, with indication, where appropriate, of the relevant passages	Relevant to claim No.
A	SAUER ET AL: "Molecular physiology of higher plant sucrose transporters", FEBS LETTERS, ELSEVIER, AMSTERDAM, NL, vol. 581, no. 12, 25 May 2007 (2007-05-25), pages 2309-2317, XP22078427, ISSN: 0014-5793, DOI: DOI:10.1016/J.FEBSLET.2007.03.048 -----	1-4,6-29
A	STEFAN MEYER ET AL: "Wounding Enhances Expression of AtSUC3, a Sucrose Transporter from Arabidopsis Sieve Elements and Sink Tissues", PLANT PHYSIOLOGY, AMERICAN SOCIETY OF PLANT PHYSIOLOGISTS, ROCKVILLE, MD, US, vol. 134, 1 February 2004 (2004-02-01), pages 684-693, XP007916816, ISSN: 0032-0889, DOI: DOI:10.1104/PP.103.033399 [retrieved on 2004-01-22] -----	1,6-14, 17-23, 26-29
A	CONDE CARLOS ET AL: "OeMST2 Encodes a Monosaccharide Transporter Expressed throughout Olive Fruit Maturation", PLANT AND CELL PHYSIOLOGY, JAPANESE SOCIETY OF PLANT PHYSIOLOGISTS, JP, vol. 48, no. 9, 1 September 2007 (2007-09-01), pages 1299-1308, XP009143516, ISSN: 0032-0781, DOI: DOI:10.1093/PCP/PCM096 -----	1-4,6-29

INTERNATIONAL SEARCH REPORT

Information on patent family members

International application No PCT/US2010/054942

Patent document cited in search report	Publication date	Patent family member(s)	Publication date
US 2003163846	A1	28-08-2003	
		AU 3380101 A	08-10-2001
		BR 0109492 A	29-04-2003
		CA 2402098 A1	04-10-2001
		WO 0173086 A2	04-10-2001
		EP 1276882 A2	22-01-2003
		JP 2004500827 T	15-01-2004
WO 0173086	A2	04-10-2001	
		AU 3380101 A	08-10-2001
		BR 0109492 A	29-04-2003
		CA 2402098 A1	04-10-2001
		EP 1276882 A2	22-01-2003
		JP 2004500827 T	15-01-2004
		US 2003163846 A1	28-08-2003
WO 2008147935	A2	04-12-2008	
		CA 2685309 A1	04-12-2008
		CN 101939434 A	05-01-2011
		EP 2147109 A2	27-01-2010
		US 2008295204 A1	27-11-2008
WO 2009009142	A2	15-01-2009	
		EP 2175714 A2	21-04-2010
US 2009183270	A1	16-07-2009	NONE
WO 0185963	A2	15-11-2001	
		AU 6023401 A	20-11-2001
		BR 0110330 A	07-01-2003
		CA 2405994 A1	15-11-2001
		EP 1149915 A1	31-10-2001
		EP 1299553 A2	09-04-2003
		KR 20030072210 A	13-09-2003
		MX PA02010540 A	10-03-2003
		US 2004096424 A1	20-05-2004
		ZA 200208645 A	10-03-2004