

[54] LOUDSPEAKER HOUSING

[75] Inventor: **Alfonsus Bernardus Antonius Labohm**, Maarheeze, Netherlands

[73] Assignee: **U.S. Philips Corporation**, New York, N.Y.

[**] Term: **14 Years**

[21] Appl. No.: **660,999**

[22] Filed: **Feb. 24, 1976**

[30] **Foreign Application Priority Data**
Aug. 25, 1975 [XB] Benelux 50511-04

[51] **Int. Cl.** **D14-01**
[52] **U.S. Cl.** **D14/33**
[58] **Field of Search** **D14/96, 33, 34;**
179/11 E; 181/148, 150, 155, 146, 147

[56]

References Cited

U.S. PATENT DOCUMENTS

D. 221,441	8/1971	Ishikawa	D14/34
D. 239,035	3/1976	Ross	D14/34
D. 239,036	3/1976	Ross	D14/34
3,757,889	9/1973	Everitt	181/156
3,967,065	6/1976	Ward	181/148

Primary Examiner—Bernard Ansher
Attorney, Agent, or Firm—Frank R. Trifari

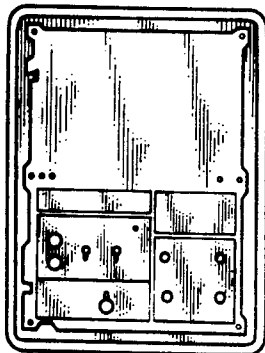

[57]

CLAIM

The ornamental design for a loudspeaker housing, as shown.

DESCRIPTION

FIG. 1 is a perspective view of a loudspeaker housing showing my new design;
FIG. 2 is a rear elevational view thereof;
FIG. 3 is a front elevational view thereof;
FIG. 4 is a left side elevational view thereof;
FIG. 5 is a right side elevational view thereof;
FIG. 6 is a bottom plan view thereof; and
FIG. 7 is a top plan view thereof.






Fig. 1

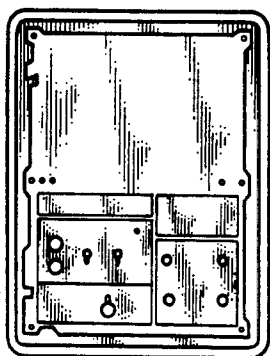


Fig. 2



Fig. 3




Fig. 4




Fig. 5

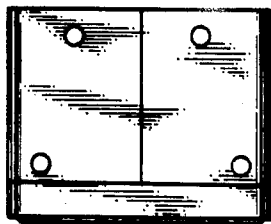


Fig. 6




Fig. 7