



US00D341972S

United States Patent [19]

[11] Patent Number: **Des. 341,972**

Tiramani et al.

[45] Date of Patent: **** Dec. 7, 1993**

[54] **SOAP HOLDER**

D. 321,282 11/1991 Sigmon D3/39

[75] Inventors: **Paolo Tiramani**, Greenwich, Conn.;
Thomas Van Dyk, Prospect Park,
N.J.

Primary Examiner—Louis S. Zarfes
Attorney, Agent, or Firm—Abelman Frayne & Schwab

[73] Assignee: **Goody Products, Inc.**, Kearney, N.J.

[57] **CLAIM**

[**] Term: **14 Years**

The ornamental design for a soap holder, as shown and described.

[21] Appl. No.: **7,599**

DESCRIPTION

[22] Filed: **Apr. 26, 1993**

Related U.S. Application Data

- [62] Division of Ser. No. 646,990, Jan. 28, 1991.
- [52] U.S. Cl. **D6/536; D3/39**
- [58] Field of Search D3/39, 66; D6/536;
D9/552; D28/82, 90; 220/DIG. 26; 206/235,
385, 581, 823

FIG. 1 is a front elevation of a soap holder incorporating our design, the upper and lower halves being shown separated one from the other;
 FIG. 2 is an underside plan view of the upper half of the soap holder of FIG. 1;
 FIG. 3 is an underside plan view of the lower half of the soap holder of FIG. 1;
 FIG. 4 is a plan view of the upper half of the soap holder of FIG. 1;
 FIG. 5 is a plan view of the lower half of the soap holder;
 FIG. 6 is a front elevation of the soap holder with the two halves in assembled condition, the rear elevation being a mirror image of FIG. 6; and,
 FIG. 7 is an end elevation of the soap holder, the opposite end being a mirror image of FIG. 7.

[56] **References Cited**

U.S. PATENT DOCUMENTS

- D. 277,335 1/1985 Lieberman D3/66 X
- D. 285,370 8/1986 Chevassus D28/82 X
- D. 287,321 12/1986 Bussell D6/536 X

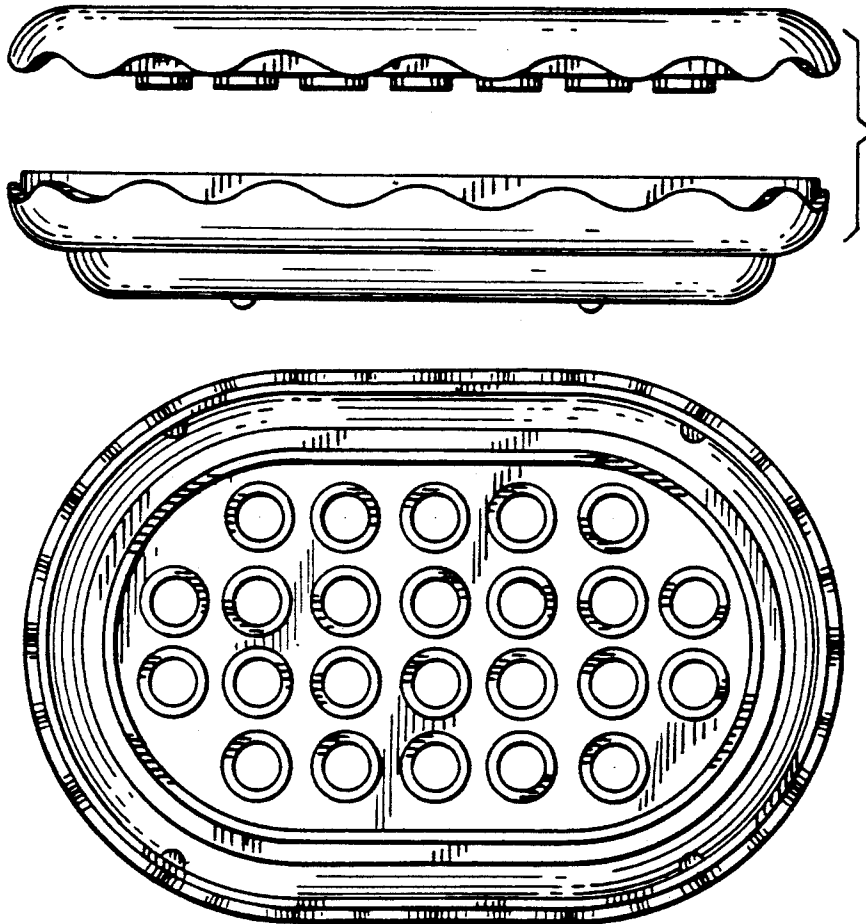


FIG. 1

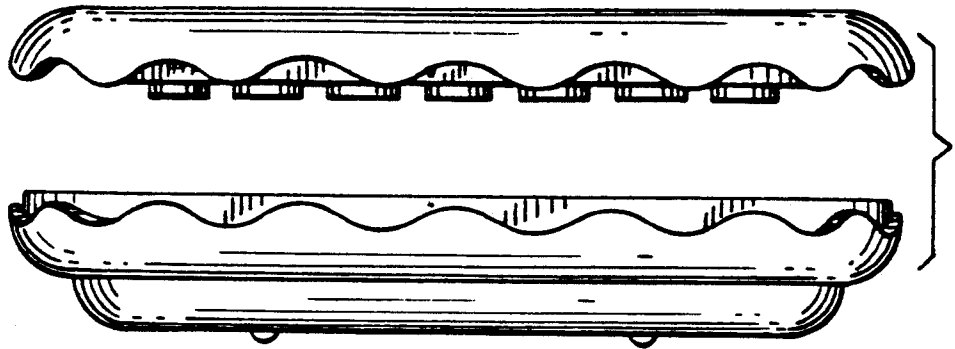


FIG. 2

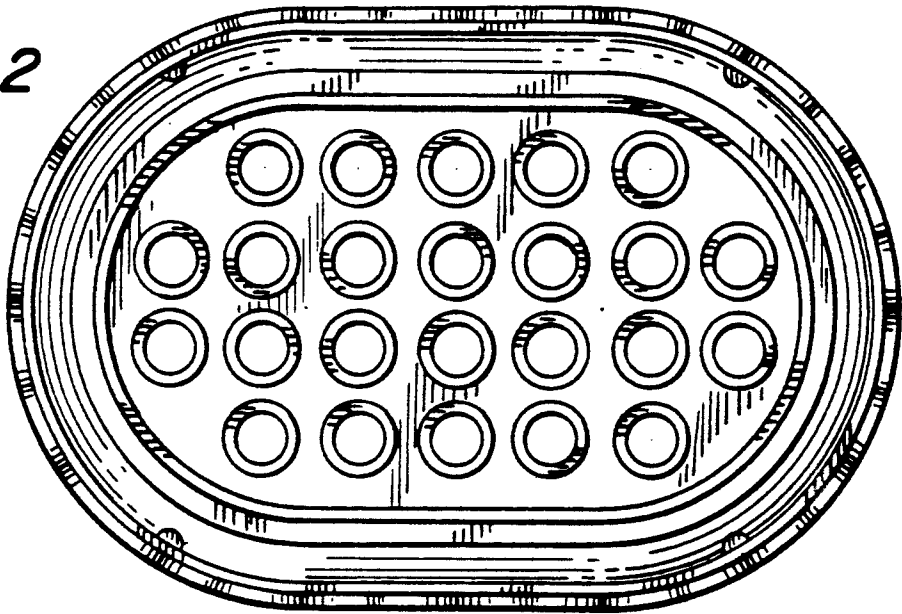


FIG. 3

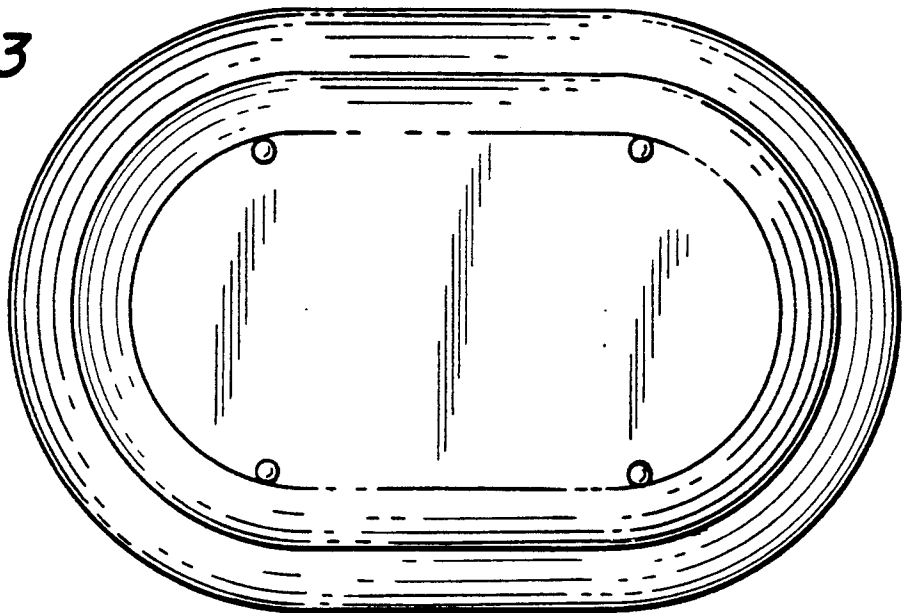


FIG. 4

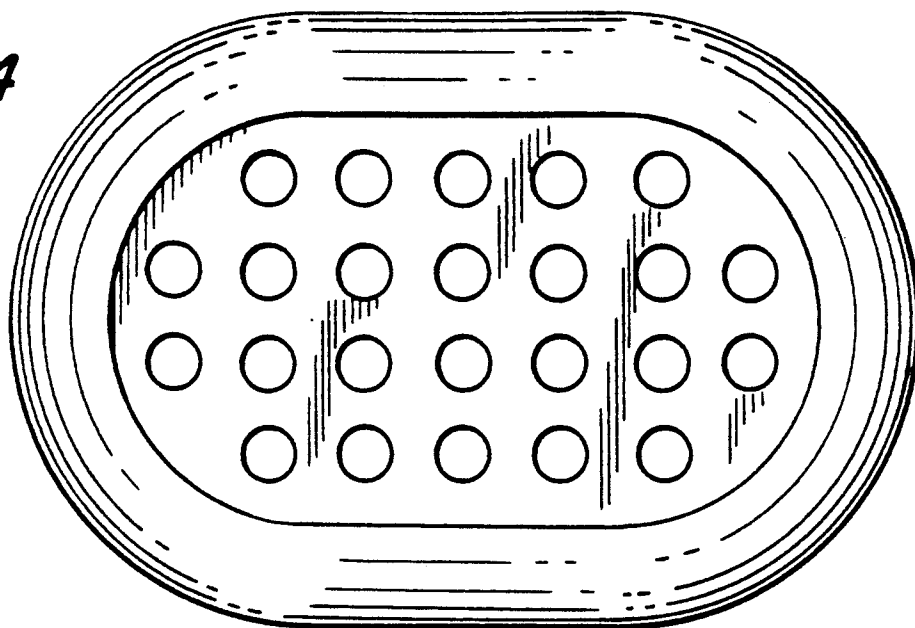


FIG. 5

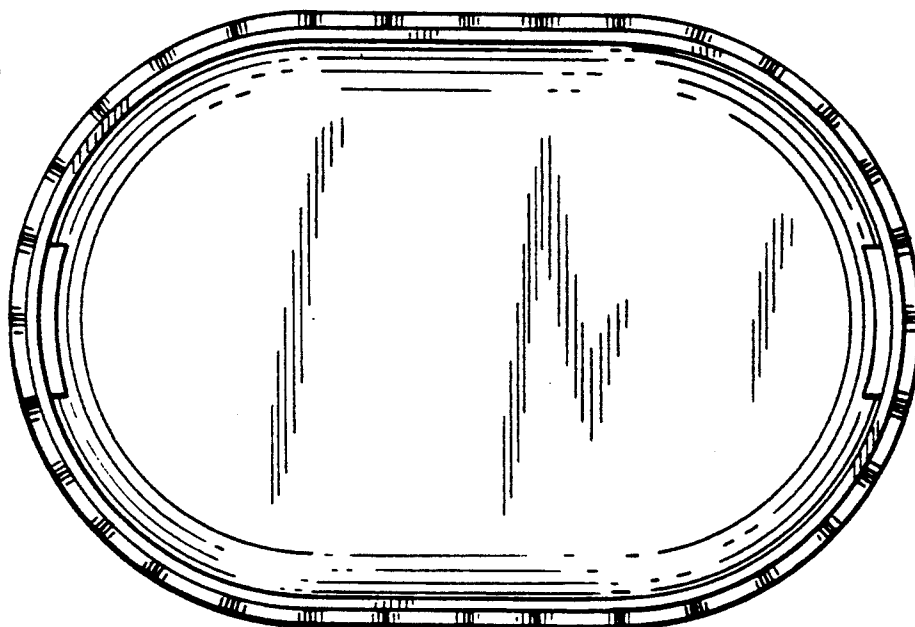


FIG. 6

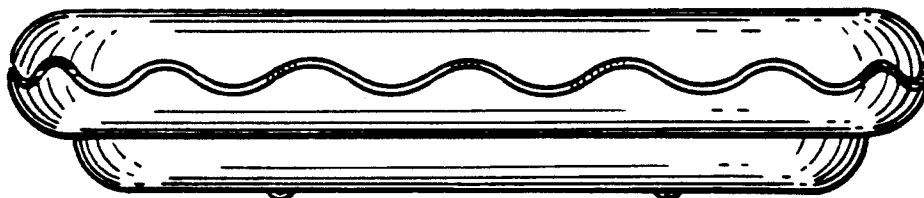


FIG. 7

