



US00D997387S

(12) **United States Design Patent**
Bott

(10) **Patent No.:** **US D997,387 S**

(45) **Date of Patent:** **** Aug. 29, 2023**

(54) **MODULAR BLOCK SYSTEM**

(71) Applicant: **Allan Block, LLC**, Bloomington, MN
(US)

(72) Inventor: **Timothy A. Bott**, Hilton Head, SC
(US)

(73) Assignee: **ALLAN BLOCK, LLC**, Bloomington,
MN (US)

(**) Term: **15 Years**

(21) Appl. No.: **29/839,444**

(22) Filed: **May 20, 2022**

Related U.S. Application Data

(63) Continuation of application No. 29/808,419, filed on
Sep. 20, 2021, now Pat. No. Des. 980,459.

(51) **LOC (14) Cl.** **25-01**

(52) **U.S. Cl.**
USPC **D25/114**

(58) **Field of Classification Search**
USPC D25/113-118

(Continued)

(56) **References Cited**

U.S. PATENT DOCUMENTS

1,496,754 A 6/1924 Eaves
1,744,171 A 1/1930 Lane

(Continued)

FOREIGN PATENT DOCUMENTS

CN 3510377 * 3/2006
GB 90012475300001 A 11/2010

(Continued)

OTHER PUBLICATIONS

Bring Inside Outside with Rooms using the AB Metro Patio Wall
https://web.archive.org/web/20220820063624/https://allanblock.com/products/AB_Metro_Patio_Wall.aspx Aug. 20, 2022 (Year: 2022).*

(Continued)

Primary Examiner — Leanne Was-Englehart

(74) *Attorney, Agent, or Firm* — Fredrikson & Byron,
P.A.

(57) **CLAIM**

Applicant claims the ornamental design for a modular block system, as shown and described.

DESCRIPTION

FIG. 1 is a front upper perspective view of a first modular block of a modular block system of Applicant's design; FIG. 2 is a top plan view thereof, the bottom plan view being opposite thereto and a mirror image thereof;

FIG. 3 is a front elevational view thereof, the rear elevational view being opposite thereto and a mirror image thereof; FIG. 4 is a first side elevational view thereof, the second side elevational view being opposite thereto and a mirror image thereof;

FIG. 5 is a front upper perspective view of a second modular block of a modular block system of Applicant's design; FIG. 6 is a top plan view thereof, the bottom plan view being opposite thereto and a mirror image thereof;

FIG. 7 is a front elevational view thereof, the rear elevational view being opposite thereto and a mirror image thereof; FIG. 8 is a first side elevational view thereof, the second side elevational view being opposite thereto and a mirror image thereof;

FIG. 9 is a front upper perspective view of a third modular block of a modular block system of Applicant's design; FIG. 10 is a top plan view thereof, the bottom plan view being opposite thereto and a mirror image thereof;

FIG. 11 is a front elevational view thereof, the rear elevational view being opposite thereto and a mirror image thereof;

(Continued)

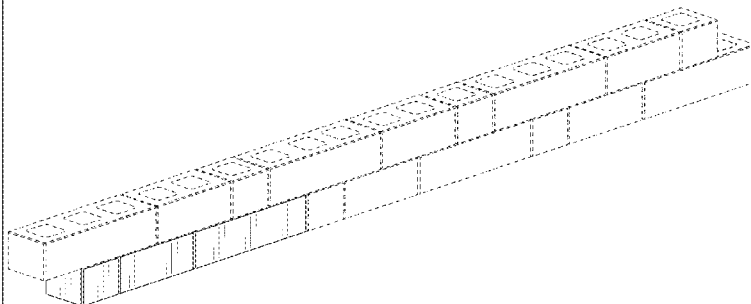
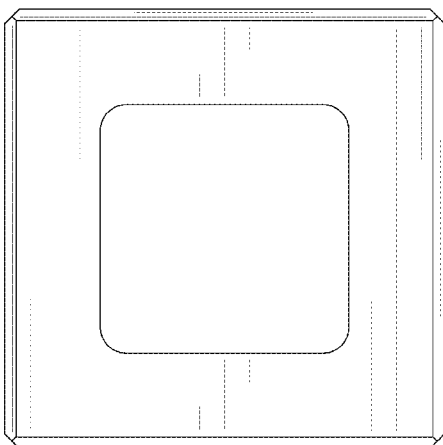


FIG. 12 is a first side elevational view thereof, the second side elevational view being opposite thereto and a mirror image thereof; and

FIG. 13 is a front perspective view of the first, second, and third modular blocks of the modular block system set adjacently, in order, to form a wall; and,

FIG. 14 is a front perspective view of the first, second, and third modular blocks of the modular block system set adjacently, in reverse order of FIG. 13, to form a wall.

The broken lines in FIGS. 13 and 14 depict environment that forms no part of the claimed design.

1 Claim, 14 Drawing Sheets

(58) **Field of Classification Search**

CPC E04B 2/14; E04B 2/42; E04B 2/46; E04B 2/48; E04B 2/54; E04B 2002/0269; E04B 2002/0284

See application file for complete search history.

(56) **References Cited**

U.S. PATENT DOCUMENTS

2,108,396 A * 2/1938 Van Antwerp E04B 2/14
52/437

2,131,803 A 10/1938 Henderson

2,160,792 A * 5/1939 Cantwell E04B 2/14
D25/118

2,701,464 A * 2/1955 Kyle E04B 2/30
52/436

2,737,801 A * 3/1956 Barnhart E04B 2/02
D25/115

3,290,849 A 12/1966 Wright

D210,073 S 2/1968 Wright

D213,618 S 3/1969 Pickering

D243,855 S 3/1977 Hynes

4,091,587 A * 5/1978 Depka E04B 2/24
52/561

4,263,765 A * 4/1981 Maloney E04B 2/44
52/564

4,909,010 A 3/1990 Gravier

5,193,320 A 3/1993 Coccagna

D340,775 S 10/1993 Sauve

D340,776 S 10/1993 Harrison

D340,997 S 11/1993 Harrison

D342,580 S 12/1993 Harrison

D342,795 S 12/1993 Harrison

5,351,457 A * 10/1994 Colen E04B 2/10
52/564

5,484,236 A 1/1996 Gravier

D368,313 S 3/1996 Schulz, Jr.

5,623,797 A 4/1997 Gravier et al.

D408,557 S 4/1999 Behunin

D408,930 S 4/1999 Behunin

D409,313 S 5/1999 Behunin

D411,315 S 6/1999 Bott

6,082,067 A 7/2000 Bott

6,145,266 A 11/2000 Vondross

6,322,742 B1 11/2001 Bott

D459,487 S 6/2002 Bott

6,523,317 B1 2/2003 Bott et al.

D473,954 S 4/2003 Mondo

6,540,501 B1 4/2003 Bott

D492,796 S 7/2004 Price

6,792,731 B2 9/2004 Bott et al.

6,854,236 B2 2/2005 Bott

6,948,282 B2 9/2005 Bott

7,174,687 B2 2/2007 Ferguson

7,185,470 B1 3/2007 Link

7,524,144 B2 4/2009 Gravier et al.

D600,821 S 9/2009 Esterhuizen

7,712,281 B2 5/2010 Bott

7,775,747 B2 8/2010 Bott

D624,204 S 9/2010 Bott

D625,027 S 10/2010 Bott

D625,028 S 10/2010 Bott

D626,662 S 11/2010 Bott

D632,805 S 2/2011 Bott

D636,897 S 4/2011 Bott

D667,141 S 9/2012 Bott

D673,301 S 12/2012 D'Avela

D673,302 S 12/2012 D'Avela

D673,303 S 12/2012 D'Avela

8,708,608 B2 4/2014 Bott

8,863,465 B2 10/2014 Bott

9,003,734 B2 4/2015 Bott

9,086,268 B2 * 7/2015 Jones E04B 2/08

D763,365 S 8/2016 Timg

9,926,703 B1 * 3/2018 Muirhead E04G 21/14

10,190,313 B1 * 1/2019 Toledo E04B 2/24

D855,218 S 7/2019 Santiago

D879,328 S 3/2020 Allen et al.

D893,053 S 8/2020 Bott

D893,760 S 8/2020 Bott

D924,436 S 7/2021 Pivac

D980,459 S * 3/2023 Bott D25/114

2010/0095628 A1 * 4/2010 Belsley E04B 2/54
52/562

2012/0090260 A1 * 4/2012 Muirhead E04B 2/20
52/745.19

2013/0152489 A1 * 6/2013 Weber E04B 2/52
52/588.1

2013/0205688 A1 * 8/2013 Muirhead E04G 21/14
52/143

FOREIGN PATENT DOCUMENTS

GB 90012475300002 A 11/2010

KR 3006126310000 A 9/2011

OTHER PUBLICATIONS

Concrete Block (CMU) 8—Anchorage Sand & Gravel <https://www.anchsand.com/product/standard-block-8-x-8-x-16/> Jan. 2020 (Year: 2020).*

10 Inch Wide Block_Southwest Block <http://www.southwestblock.net/10x8x16-standard/> Jul. 2018 (Year: 2018).

* cited by examiner

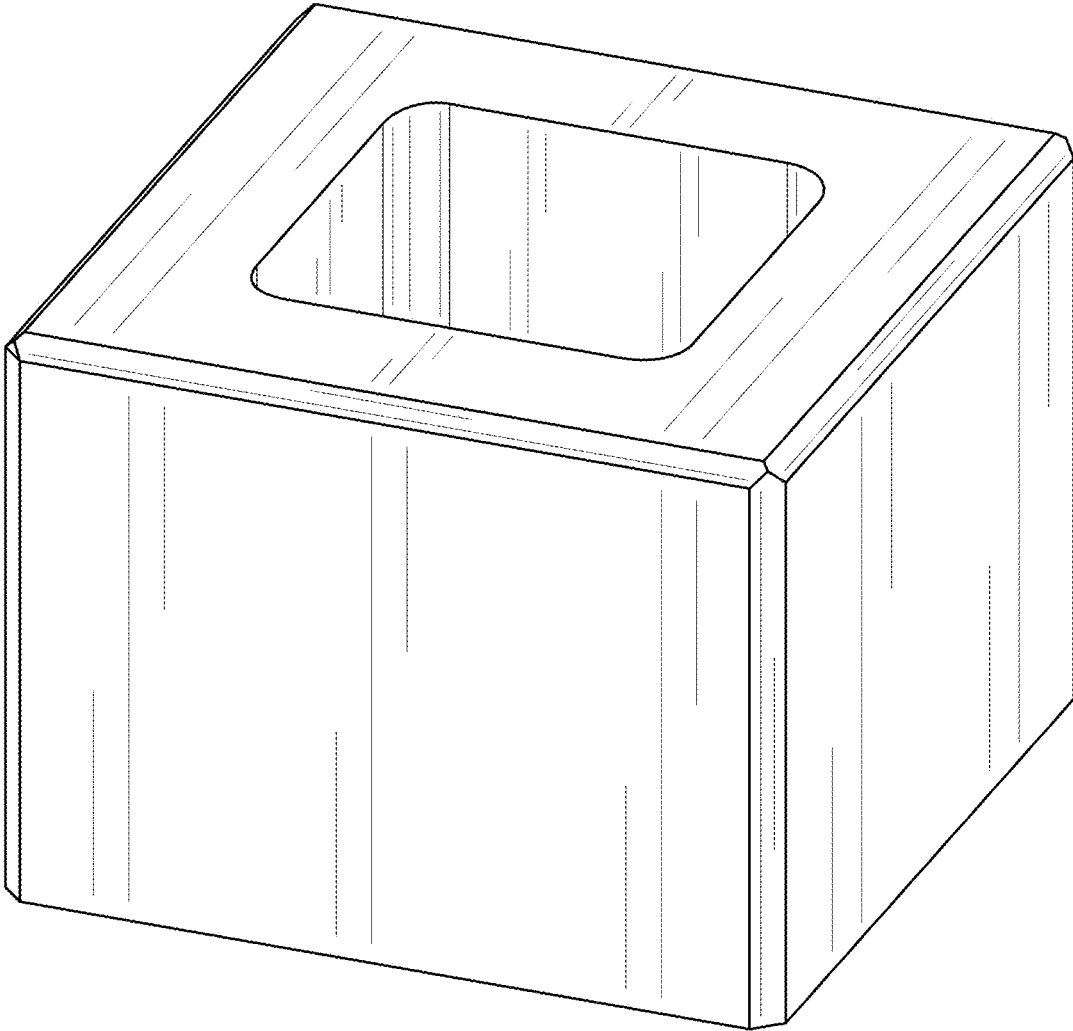


FIG. 1

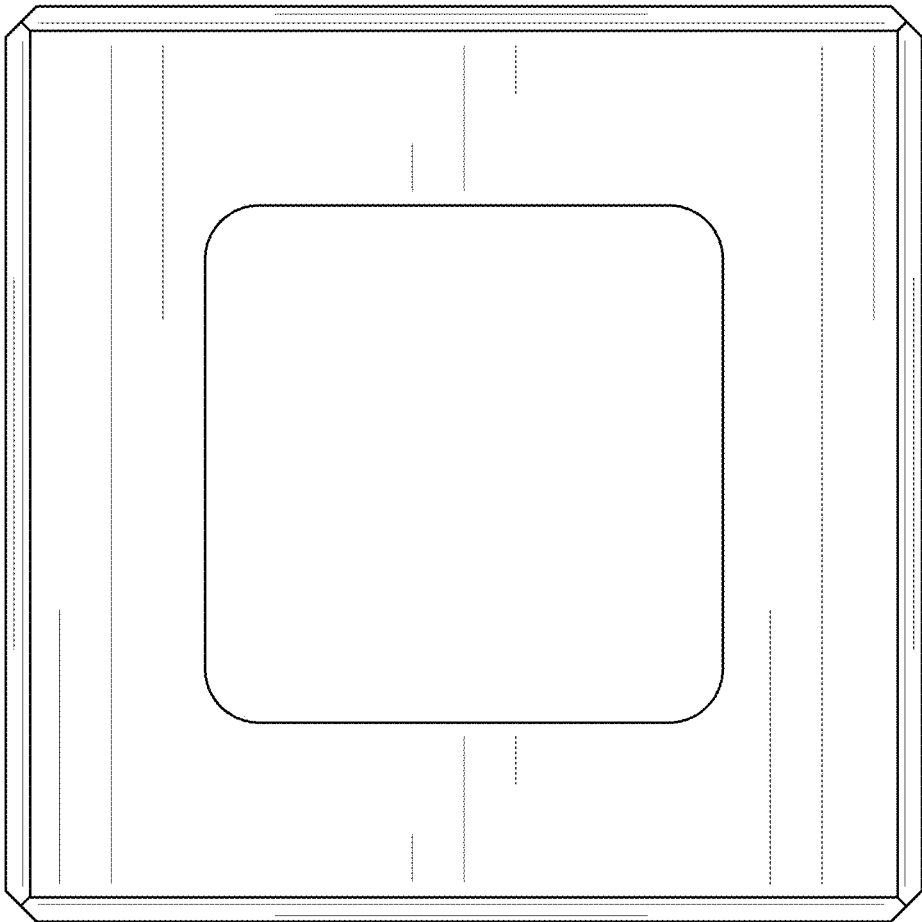


FIG. 2




FIG. 3




FIG. 4

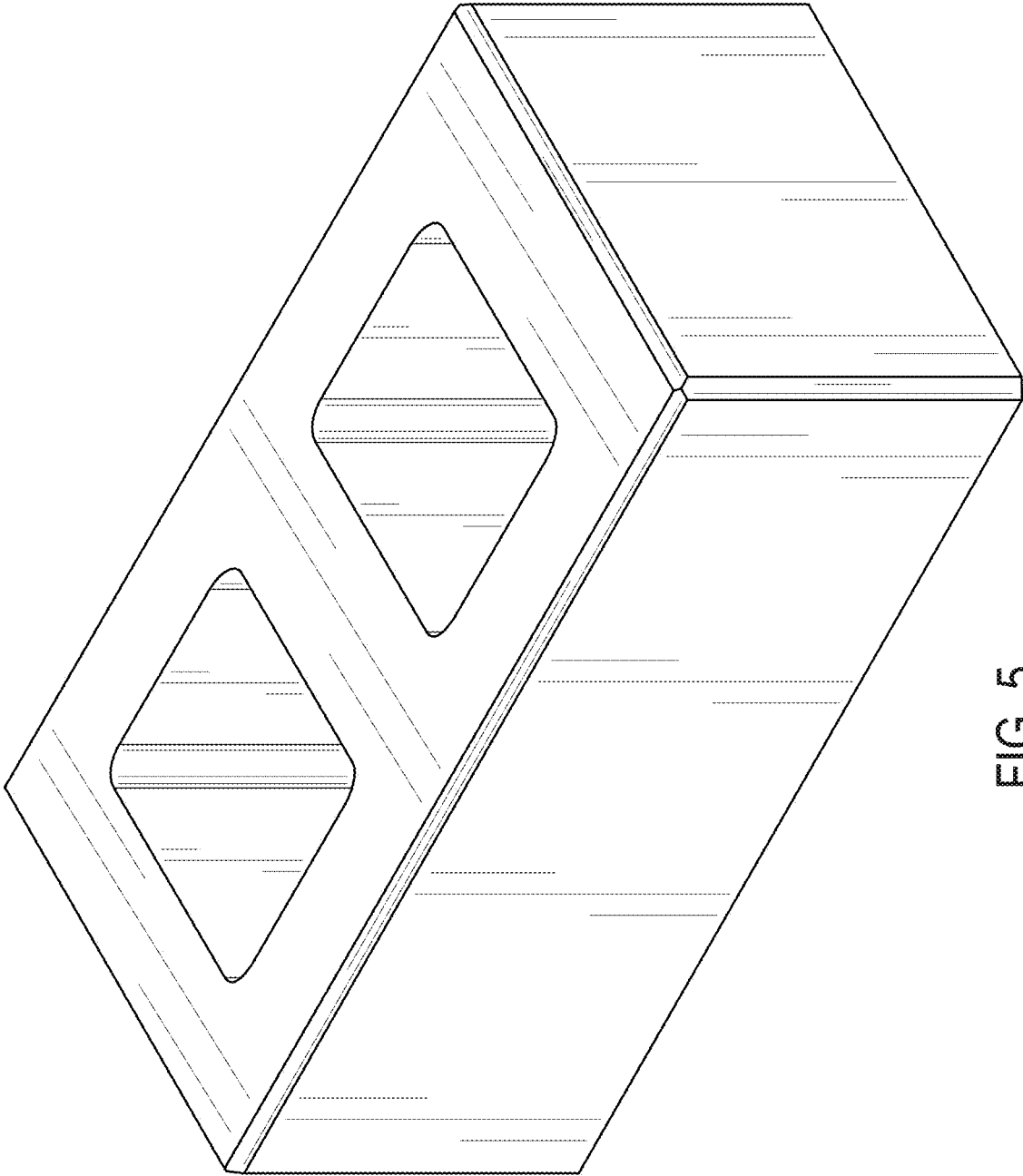


FIG. 5

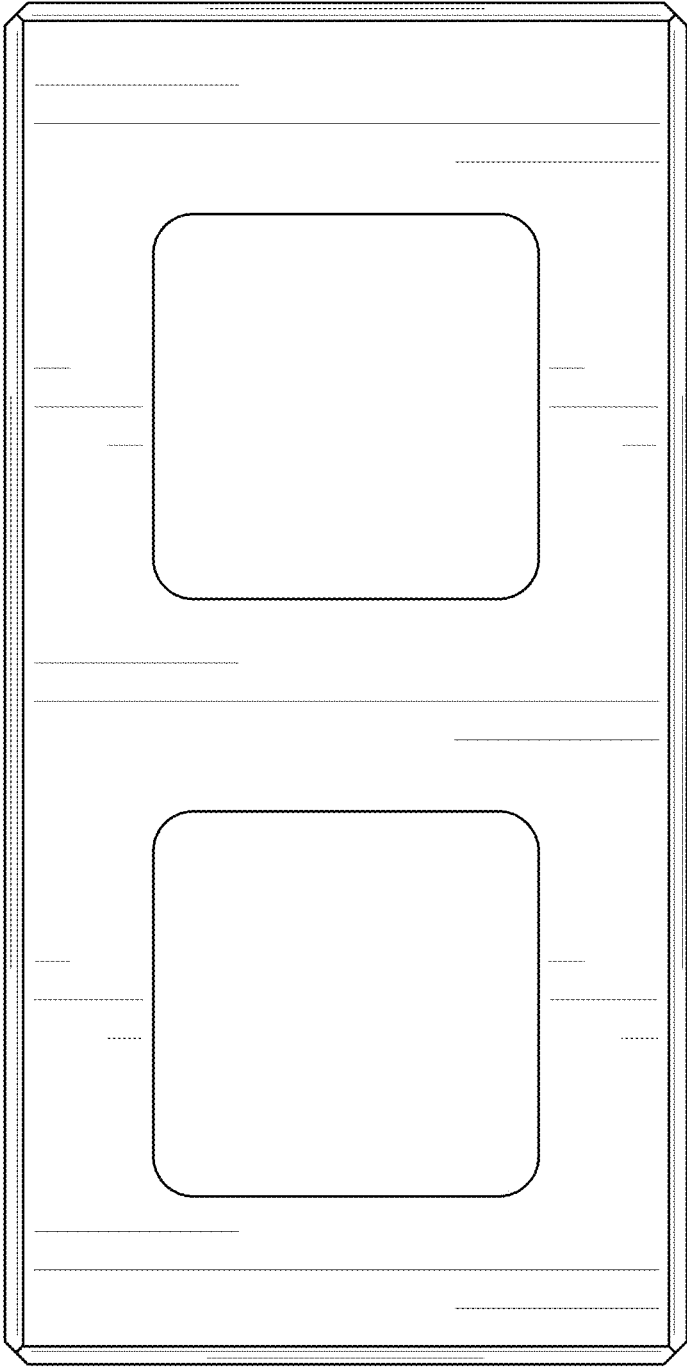


FIG. 6




FIG. 7




FIG. 8

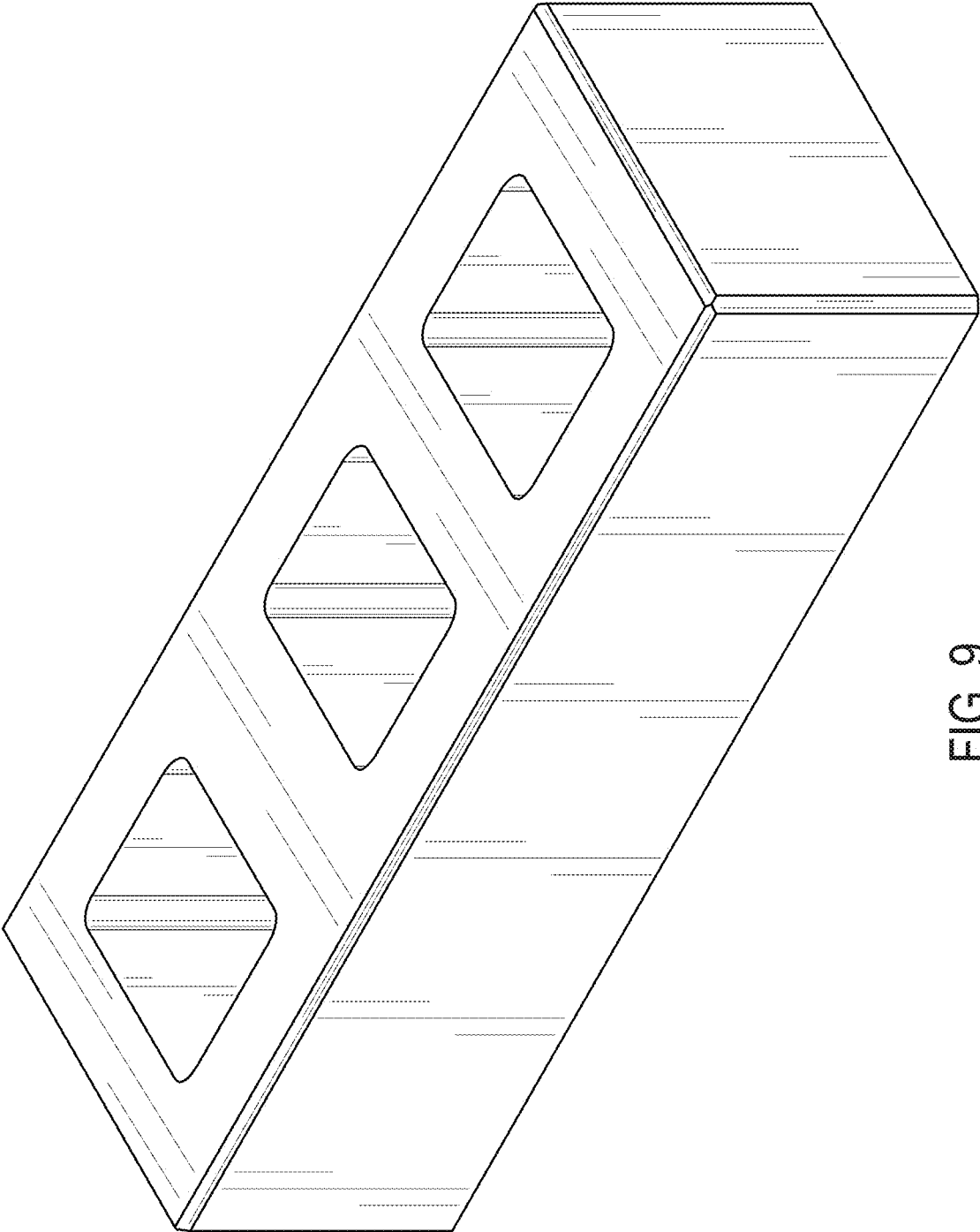


FIG. 9

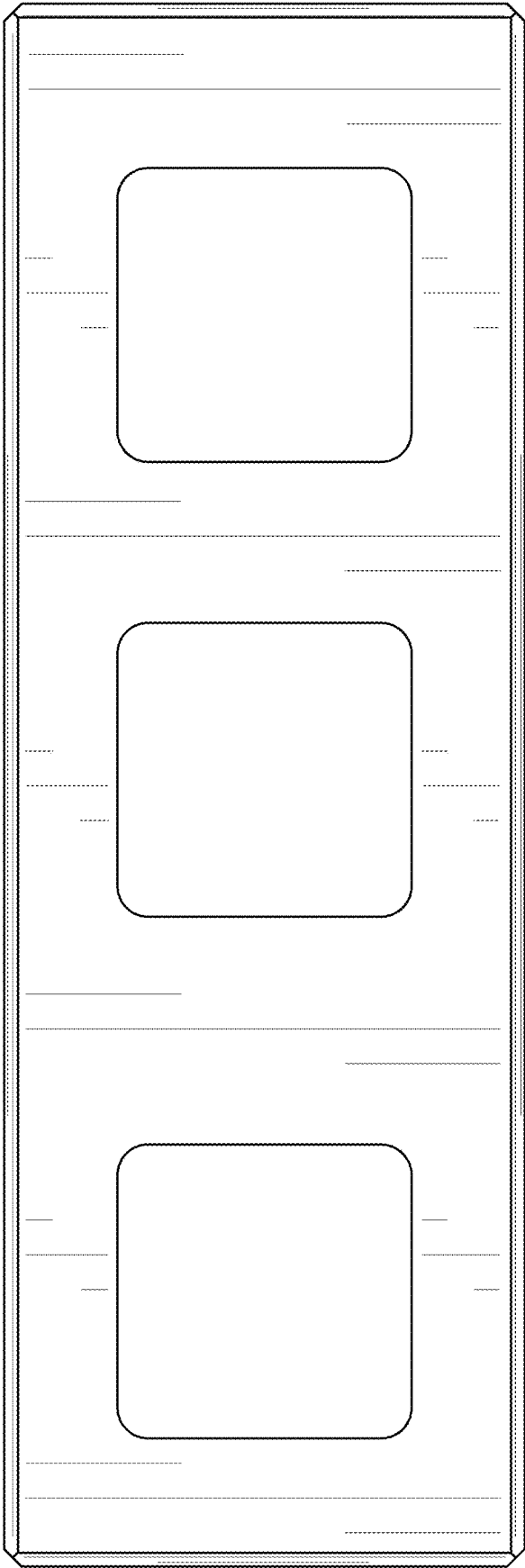


FIG. 10




FIG. 11

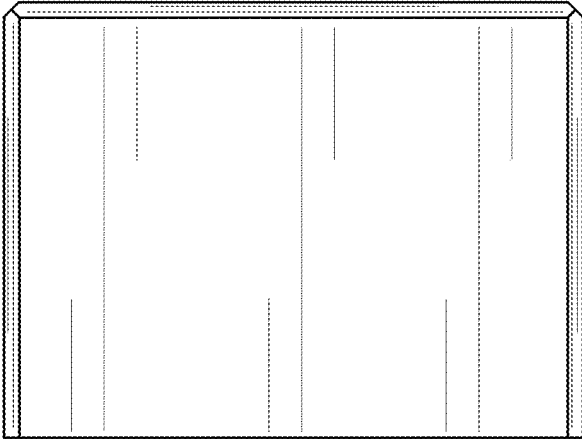


FIG. 12

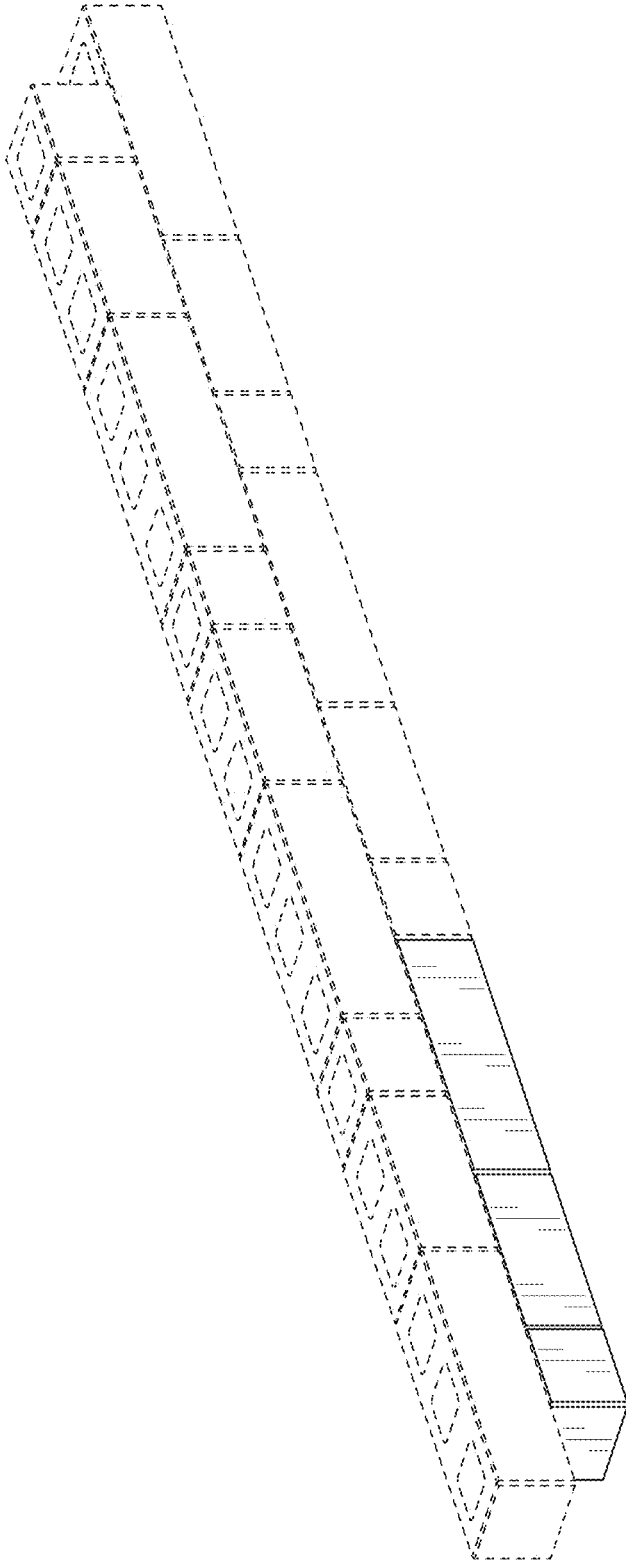


FIG. 13

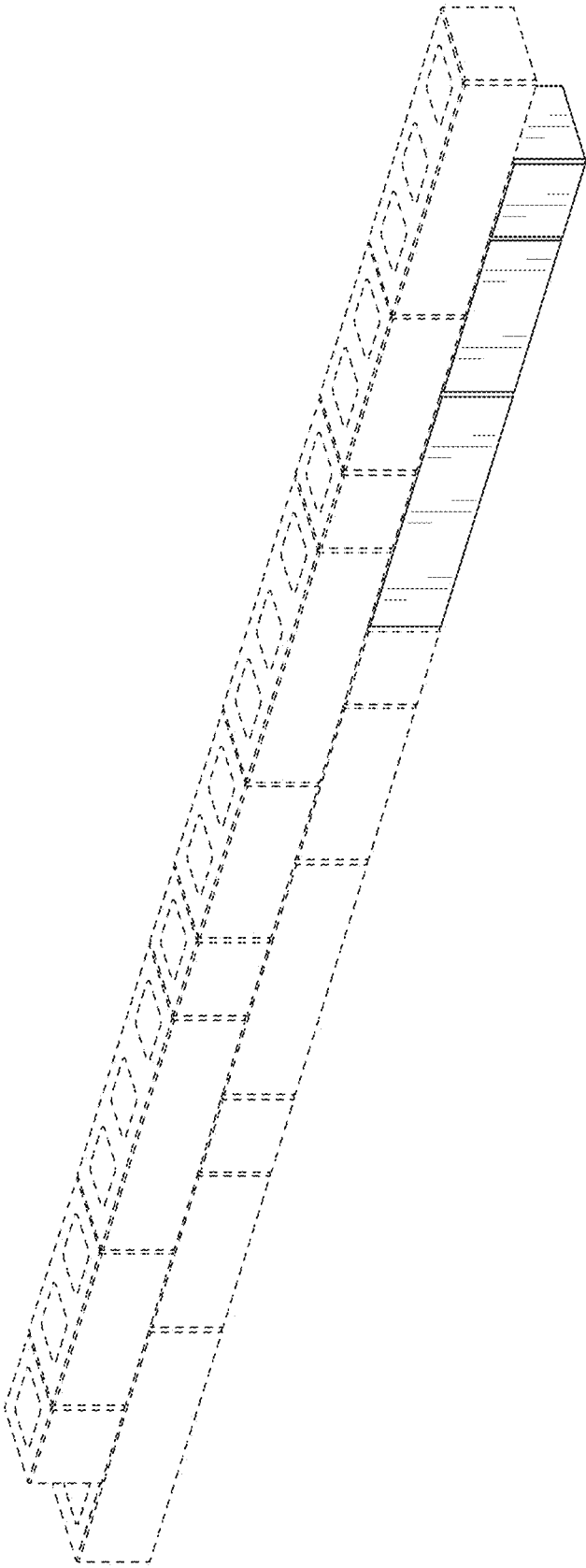


FIG. 14