



(11)

**EP 1 373 204 B1**

(12) **EUROPEAN PATENT SPECIFICATION**

(45) Date of publication and mention of the grant of the patent:  
**26.10.2016 Bulletin 2016/43**

(21) Application number: **02750590.8**

(22) Date of filing: **08.03.2002**

(51) Int Cl.:  
**C07D 209/42** <sup>(2006.01)</sup> **A61K 31/404** <sup>(2006.01)</sup>  
**A61P 43/00** <sup>(2006.01)</sup> **C07D 401/12** <sup>(2006.01)</sup>  
**A61K 31/496** <sup>(2006.01)</sup>

(86) International application number:  
**PCT/US2002/007168**

(87) International publication number:  
**WO 2002/072548 (19.09.2002 Gazette 2002/38)**

(54) **HETEROCYCLIC COMPOUNDS**

HETEROCYCLISCHE VERBINDUNGEN

COMPOSES HETEROCYCLIQUES

(84) Designated Contracting States:  
**AT BE CH CY DE DK ES FI FR GB GR IE IT LI LU  
MC NL PT SE TR**

(30) Priority: **09.03.2001 US 274900 P**  
**21.12.2001 US 343259 P**

(43) Date of publication of application:  
**02.01.2004 Bulletin 2004/01**

(73) Proprietor: **Janssen Pharmaceuticals, Inc.**  
**Titusville, NJ 08560 (US)**

(72) Inventors:  
• **CARRUTHERS, Nicholas, I.**  
**Poway, CA 92064 (US)**  
• **CHAI, Wenying**  
**San Diego, CA 92126 (US)**  
• **DVORAK, Curt, A.**  
**San Diego, CA 92126 (US)**  
• **EDWARDS, James, P.**  
**San Diego, CA 92129 (US)**  
• **GRICE, Cheryl, A.**  
**Carlsbad, CA 92009 (US)**  
• **JABLONOWSKI, Jill, A.**  
**San Diego, CA 92129 (US)**  
• **KARLSSON, Lars**  
**La Jolla, CA 92037 (US)**  
• **KHATUYA, Haripada**  
**San Diego, CA 92129 (US)**  
• **KREISBERG, Jennifer, D.**  
**Del Mar, CA 92014 (US)**  
• **KWOK, Annette, K.**  
**San Diego, CA 92129 (US)**

- **LOVENBERG, Timothy, W.**  
**San Diego, CA 92130 (US)**
- **LY, Kiev, S.**  
**San Diego, CA 92126 (US)**
- **PIO, Barbara**  
**San Diego, CA 92111 (US)**
- **SHAH, Chandravadan, R.**  
**San Diego, CA 92129 (US)**
- **SUN, Siquan**  
**San Diego, CA 92129 (US)**
- **THURMOND, Robin, L.**  
**San Diego, CA 92107 (US)**
- **WEI, Jianmei**  
**San Diego, CA 92129 (US)**
- **XIAO, Wei**  
**San Diego, CA 92130 (US)**

(74) Representative: **Warner, James Alexander et al**  
**Carpmaels & Ransford LLP**  
**One Southampton Row**  
**London WC1B 5HA (GB)**

(56) References cited:  
**EP-A- 0 318 235 EP-A- 0 324 431**  
**EP-A- 0 624 575 EP-A- 0 978 512**  
**WO-A-01/64676 WO-A-91/09849**  
**WO-A-99/05121 WO-A-99/09025**  
**DE-A- 2 157 424**

Note: Within nine months of the publication of the mention of the grant of the European patent in the European Patent Bulletin, any person may give notice to the European Patent Office of opposition to that patent, in accordance with the Implementing Regulations. Notice of opposition shall not be deemed to have been filed until the opposition fee has been paid. (Art. 99(1) European Patent Convention).

**EP 1 373 204 B1**

- CHEMICAL ABSTRACTS, vol. 78, no. 15, 16 April 1973 (1973-04-16) Columbus, Ohio, US; abstract no. 92398x, BUROV, YU. V. ET AL.: "Derivatives of benzofuran-2-carboxylic acids and their action on the central nervous system." XP002210361 & KHIM.-FARM. ZH., vol. 6, no. 10, - 1972 pages 17-21, -& DATABASE CAPLUS [Online] CHEMICAL ABSTRACTS SERVICE, COLUMBUS, OHIO, US; CA 78:92398, XP002210367
- CHEMICAL ABSTRACTS, vol. 130, no. 4, 25 January 1999 (1999-01-25) Columbus, Ohio, US; abstract no. 32657p, CHANG, MAYLAND ET AL.: "Absorption, distribution, metabolism, and excretion of atevirdine in the rat." XP002210362 & DRUG METAB. DISPOS., vol. 26, no. 10, - 1998 pages 1008-1018, -& DATABASE CAPLUS [Online] CHEMICAL ABSTRACTS SERVICE, COLUMBUS, OHIO, US; CA 130:32657, XP002210368
- SIAVOSH MAHBOOBI ET AL.: "Synthetic 2-aryloindole derivatives as a new class of potent tubulin-inhibitory, antimitotic agents" JOURNAL OF MEDICINAL CHEMISTRY., vol. 44, no. 26, - 2001 pages 4535-4553, XP002210359 AMERICAN CHEMICAL SOCIETY. WASHINGTON., US ISSN: 0022-2623
- CHEMICAL ABSTRACTS, vol. 127, no. 3, 21 July 1997 (1997-07-21) Columbus, Ohio, US; abstract no. 34243n, TAKASHIMA, JUNKO: "Preparation of benzofuran derivatives as antihypertensive agents." XP002210363 & JP 97 124631 A (SHENSI RESEARCH INSTITUTE OF PHARMACOLOGY; MITSUBISHI CHEMICAL CO.,LTD) 13 May 1997 (1997-05-13)
- CHEMICAL ABSTRACTS, vol. 121, no. 19, 7 November 1994 (1994-11-07) Columbus, Ohio, US; abstract no. 230739u, ZAWADOWSKI, TEODOR ET AL.: "Synthesis of piperazinamides of benzofuran-2- and -3-carboxylic acids." XP002210364 & ACTA POL. PHARM., vol. 50, no. 6, - 1993 pages 457-459, -& DATABASE CAPLUS [Online] CHEMICAL ABSTRACTS SERVICE, COLUMBUS, OHIO, US; CA 121:230739, XP002210369
- M FONT ET AL.: "Indoles and pyridazino(4,5-b)indoles as nonnucleoside analog inhibitors of HIV-1 reverse transcriptase" EUROPEAN JOURNAL OF MEDICINAL CHEMISTRY., vol. 30, no. 12, - 1995 pages 963-971, XP002210360 EDITIONS SCIENTIFIQUE ELSEVIER, PARIS., FR ISSN: 0223-5234
- CHEMICAL ABSTRACTS, vol. 119, no. 3, 19 July 1993 (1993-07-19) Columbus, Ohio, US; abstract no. 28161c, SHIBAYAMA, KATSUHIRO ET AL.: "Preparation of piperazine or piperidine group-containing indoles and their use as anti-inflammatory, antiallergy, and anti-PAF agents." XP002210365 & JP 09 325131 A (TORAY INDUSTRIES) 16 December 1997 (1997-12-16) -& DATABASE CAPLUS [Online] CHEMICAL ABSTRACTS SERVICE, COLUMBUS, OHIO, US; CA 119:28161, XP002210370
- CHEMICAL ABSTRACTS, vol. 111, no. 19, 6 November 1989 (1989-11-06) Columbus, Ohio, US; abstract no. 174134x, KOMOTO, TERUO ET AL.: "Preparation of (indolylcarbonyl)piperazines as platelet aggregation inhibitors." XP002210366 & JP 89 132579 A (S.S. PHARMACEUTICAL CO., LTD.) 25 May 1989 (1989-05-25) -& DATABASE CAPLUS [Online] CHEMICAL ABSTRACTS SERVICE, COLUMBUS, OHIO, US; CA 111:171134, XP002210371

**Description****Field of the Invention**

5 **[0001]** The invention relates to novel, pharmaceutically-active fused heterocyclic compounds and methods of using them to treat or prevent disorders and conditions mediated by the histamine H<sub>4</sub> receptor.

**Background**

10 **[0002]** Histamine was first identified as a hormone (Barger et al., J. Physiology 41:19-59, 1910) and has since been demonstrated to play a major role in a variety of physiological processes, including the inflammatory "triple response" via H<sub>1</sub> receptors (Ash et al., Br. J. Pharmacology 27:427-439, 1966), gastric acid secretion via H<sub>2</sub> receptors (Black et al., Nature 236:385-390, 1972), and neurotransmitter release in the central nervous system via H<sub>3</sub> receptors (Arrang et al., Nature 302: 832-837, 1983) (for review see Hill et al., Pharmacol. Rev. 49: 253-278, 1997). All three histamine  
15 receptor subtypes have been demonstrated to be members of the superfamily of G-protein coupled receptors (Gantz et al., Proc. Natl. Acad. Sci. U. S. A. 88:429-433, 1991; Lovenberg et al., Mol. Pharmacol. 55:1101-1107, 1999; Yamashita et al., Proc. Natl. Acad. Sci. U. S. A. 88:11515-11519, 1991). There are, however, additional functions of histamine that have been reported, for which no receptor has been identified. For example, in 1994, Raible et al. demonstrated that histamine and R- $\alpha$ -methylhistamine could activate calcium mobilization in human eosinophils (Raible et al., Am. J. Respir.  
20 Crit. Care Med. 149:1506-1511, 1994). These responses were blocked by the H<sub>3</sub>-receptor antagonist thioperamide. However, R- $\alpha$ -methylhistamine was significantly less potent than histamine which was not consistent with the involvement of known H<sub>3</sub> receptor subtypes. Therefore, Raible et al. hypothesized the existence of a novel histamine receptor on eosinophils that was non-H<sub>1</sub>, -H<sub>2</sub>, or -H<sub>3</sub>. Most recently several groups (Oda et al., J. Biol. Chem. 275(47):36781-36786,  
25 2000; Liu et al., Mol. Pharmacol. 59:420-426, 2001; Nguyen et al., Mol. Pharmacol. 59:427-433, 2001; Zhu et al., Mol. Pharmacol. 59(3):434-441, 2001; Morse et al., J. Pharmacol. Exp. Ther. 296(3):1058-1066, 2001) have identified and characterized a fourth histamine receptor subtype, the H<sub>4</sub> receptor. This receptor is a 390 amino-acid, seven-transmembrane G protein coupled receptor with approximately 40% homology to the histamine H<sub>3</sub> receptor. In contrast to the H<sub>3</sub> receptor, which is primarily located in the brain, the H<sub>4</sub> receptor is expressed at greater levels in neutrophils and mast cells, among other cells, as reported by Morse et al. (see above).

30 **[0003]** Events that elicit the inflammatory response include physical stimulation (including trauma), chemical stimulation, infection, and invasion by a foreign body. The inflammatory response is characterized by pain, increased temperature, redness, swelling, reduced function, or a combination of these. Many conditions, such as allergies, asthma, chronic obstructed pulmonary disease (COPD), atherosclerosis, and autoimmune diseases, including rheumatoid arthritis and lupus, are characterized by excessive or prolonged inflammation. Inhibition of leukocyte recruitment can provide significant  
35 therapeutic value. Inflammatory diseases or inflammation-mediated diseases or conditions include, but are not limited to, acute inflammation, allergic inflammation, and chronic inflammation.

**[0004]** Mast cell de-granulation (exocytosis) leads to an inflammatory response that may be initially characterized by a histamine-modulated wheal and flare reaction. A wide variety of immunological (e.g., allergens or antibodies) and non-immunological (e.g., chemical) stimuli may cause the activation, recruitment, and de-granulation of mast cells. Mast cell  
40 activation initiates allergic (H<sub>1</sub>) inflammatory responses, which in turn cause the recruitment of other effector cells that further contribute to the inflammatory response. The histamine H<sub>2</sub> receptors modulate gastric acid secretion, and the histamine H<sub>3</sub> receptors affect neurotransmitter release in the central nervous system.

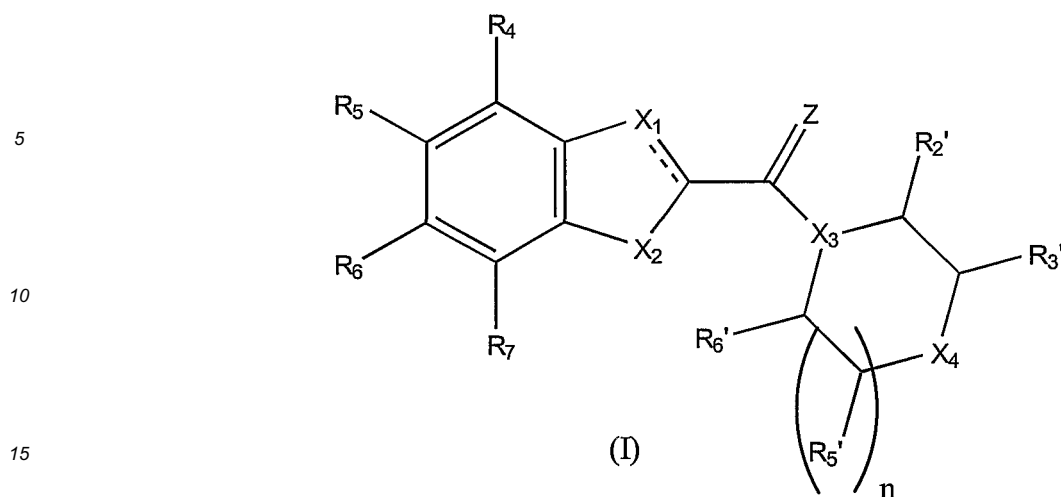
**[0005]** Examples of textbooks on the subject of inflammation include J. I. Gallin and R. Snyderman, Inflammation: Basic Principles and Clinical Correlates, 3rd Edition, (Lippincott Williams & Wilkins, Philadelphia, 1999); V. Stvrtnova,  
45 J. Jakubovsky and I. Hulin, "Inflammation and Fever", Pathophysiology Principles of Diseases (Textbook for Medical Students, Academic Press, 1995); Cecil et al., Textbook Of Medicine, 18th Edition (W.B. Saunders Company, 1988); and Steadmans Medical Dictionary.

**[0006]** A summary of the present invention follows.

**Summary of the Invention**

50 **[0007]** The invention features a compound of formula (I) wherein:

55



Wherein  $R_1$  is  $R_a$ ,  $R_aR_b$ -,  $R_a-O-R_b$ -, or  $(R_c)(R_d)N-R_b$ -, where  $R_a$  is H, cyano,  $-(C=O)N(R_c)(R_d)$ ,  $-(C(=NH)(NH_2))$ ,  $C_{1-10}$  alkyl,  $C_{3-8}$  alkenyl,  $C_{3-8}$  cycloalkyl,  $C_{2-5}$  heterocyclic radical, or phenyl; where  $R_b$  is  $C_{1-8}$  alkylene,  $C_{2-8}$  alkenylene,  $C_{3-8}$  cycloalkylene, bivalent  $C_{3-8}$  heterocyclic radical, or phenylene; and  $R_c$  and  $R_d$  are each independently H,  $C_{1-8}$  alkyl,  $C_{2-8}$  alkenyl,  $C_{3-8}$  cycloalkyl, or phenyl;

$R_{2'}$  is H, methyl, ethyl,  $NR_pR_q$ -,  $-(CO)NR_pR_q$ -,  $-(CO)OR_r$ -,  $-CH_2NR_pR_q$ -, or  $CH_2OR_r$ -, where  $R_p$ ,  $R_q$ , and  $R_r$  are independently selected from  $C_{1-6}$  alkyl,  $C_{3-6}$  cycloalkyl, phenyl;  $(C_{3-6}$  cycloalkyl)( $C_{1-2}$  alkylene), benzyl or phenethyl; or  $R_p$  and  $R_q$  taken together with the nitrogen to which they are attached, form a 4-7 membered heterocyclic ring with 0 or 1 additional heteroatoms selected from O, S, and N;

$R_{3'}$  is H, methyl, ethyl,  $NR_sR_t$ -,  $-(CO)NR_sR_t$ -,  $-(CO)OR_u$ -,  $-CH_2NR_sR_t$ -, or  $CH_2OR_u$ -, where  $R_s$ ,  $R_t$ , and  $R_u$  are independently selected from  $C_{1-6}$  alkyl,  $C_{3-6}$  cycloalkyl, phenyl;  $(C_{3-6}$  cycloalkyl)( $C_{1-2}$  alkylene), benzyl or phenethyl; or  $R_s$  and  $R_t$  taken together with the nitrogen to which they are attached, form a 4-7 membered heterocyclic ring with 0 or 1 additional heteroatoms selected from O, S, and N;

$R_{5'}$  is methyl, ethyl, or H;

$R_{6'}$  is methyl, ethyl, or H;

$R_7$  is methyl, ethyl, or H;

$X_4$  is  $NR_1$ ;

$X_1$  is  $CR_3$ ;

$R_3$  is F, Cl, Br, CHO,  $R_f$ ,  $R_fR_g$ -,  $R_fO-R_g$ -, or  $(R_h)(R_i)N-R_g$ -, where  $R_f$  is H,  $C_{1-6}$  alkyl,  $C_{2-6}$  alkenyl,  $C_{3-6}$  cycloalkyl,  $C_{2-5}$  heterocyclic radical, or phenyl; where  $R_g$  is  $C_{1-6}$  alkylene,  $C_{2-6}$  alkenylene,  $C_{3-6}$  cycloalkylene, bivalent  $C_{3-6}$  heterocyclic radical, or phenylene; and  $R_h$  and  $R_i$  are each independently H,  $C_{1-6}$  alkyl,  $C_{2-6}$  alkenyl,  $C_{3-6}$  cycloalkyl, or phenyl;

$X_2$  is  $NR_e$ ;  $R_e$  is H or  $C_{1-6}$  alkyl;

$X_3$  is N;

Z is =O;

each of  $R_4$  and  $R_6$  is independently H, F, Cl, Br, I, COOH, OH, nitro, amino, cyano,  $C_{1-4}$  alkoxy, or  $C_{1-4}$  alkyl;

$R_5$  is H, F, Cl, Br, I,  $(C=O)R_j$ , OH, nitro,  $NR_jR_k$ , cyano, phenyl,  $-OCH_2-Ph$ ,  $C_{1-4}$  alkoxy, or  $C_{1-4}$  alkyl;

$R_7$  is H, F, Cl, Br, I,  $(C=O)R_m$ , OH, nitro,  $NR_1R_m$ , cyano, phenyl,  $-OCH_2-Ph$ ,  $C_{1-4}$  alkoxy, or  $C_{1-4}$  alkyl;

wherein each of  $R_j$ ,  $R_k$ ,  $R_l$ , and  $R_m$  is independently selected from H,  $C_{1-6}$  alkyl, hydroxy, phenyl, benzyl, phenethyl, and  $C_{1-6}$  alkoxy;

each of the above hydrocarbonyl (including alkyl, alkoxy, phenyl, benzyl, cycloalkyl, and so on) or heterocyclic groups being independently and optionally substituted with between 1 and 3 substituents selected from  $C_{1-3}$  alkyl, halo, hydroxy, amino, and  $C_{1-3}$  alkoxy;

wherein n is 0, 1, or 2; where n is 2, the moiety  $-(CHR_5)_{n=2}$  is  $-(CHR_5-CHR_7)$ -where  $CHR_5$ , is between  $CHR_6$ , and  $CHR_7$ ;

provided at least one of  $R_1$ ,  $R_{2'}$ ,  $R_3$ ,  $R_4$ ,  $R_5$ ,  $R_6$ , and  $R_7$  is other than H when Z is O;

and provided, where n=1, and each of  $R_4$ ,  $R_5$ ,  $R_6$ ,  $R_7$ ,  $R_{2'}$ ,  $R_3$ ,  $R_5$ , and  $R_6$  is H, (or at least 7, 8 or 9 of these 10 limitations apply) then where  $X_2$  is NH, then  $R_1$  is (i) not methyl, pyridyl, phenyl, or benzyl, wherein phenyl and benzyl are independently and optionally substituted with between 1 and 3 substituents selected from  $C_{1-3}$  alkyl, halo, hydroxy, amino, and  $C_{1-3}$  alkoxy; or (ii) is selected from the disclosed possibilities, but not  $C_{1-2}$  alkyl and not a six-membered aryl or six-membered nitrogen-containing heteroaryl, or phenyl( $C_{1-2}$  alkylene) (alternatively, provided, where n=1 and  $X_2$  is NH, then at least two (or three) of  $R_4$ ,  $R_5$ ,  $R_6$ ,  $R_7$ ,  $R_{2'}$ ,  $R_3$ ,  $R_5$ , and  $R_6$  is other than H);

and provided, where  $X_2$  is NH,  $n=1$ ,  $R_1$  is methyl, each of  $R_4$ ,  $R_6$ ,  $R_7$ ,  $R_2$ ,  $R_3$ ,  $R_5$ , and  $R_6'$  is H (or at least 7, 8, 9 or 10 of these 11 limitations apply), then  $R_5$  is (i) not methoxy, (ii) not methoxy, or ethoxy, (iii) not  $C_{1-4}$  alkoxy, or (iv) not methoxy or hydroxy;

or a pharmaceutically acceptable salt, ester or amide thereof;

provided where  $n=1$ ,  $X_2$  is NH and each of  $R_3$ ,  $R_4$ ,  $R_5$ ,  $R_6$ ,  $R_7$ ,  $R_2$ ,  $R_3$ ,  $R_5$  and  $R_6'$  is H then  $R_1$  is not 4-methoxypyrimidin-2-yl;

provided where  $n=1$ ,  $R_5$  is OH,  $X_2$  is NH and each of  $R_3$ ,  $R_4$ ,  $R_6$ ,  $R_7$ ,  $R_2$ ,  $R_3$ ,  $R_5$  and  $R_6'$  is H then  $R_1$  is not 3-N-ethylaminopyridin-2-yl;

provided where  $n=1$ ,  $R_5$  is methoxy,  $X_2$  is NH and each of  $R_3$ ,  $R_4$ ,  $R_6$ ,  $R_7$ ,  $R_2$ ,  $R_3$ ,  $R_5$  and  $R_6'$  is H then  $R_1$  is not 3-N-ethylaminopyridin-2-yl;

provided where  $n=1$ ,  $R_5$  is OH,  $X_2$  is NH and each of  $R_3$ ,  $R_4$ ,  $R_6$ ,  $R_7$ ,  $R_2$ ,  $R_3$ ,  $R_5$  and  $R_6'$  is H then  $R_1$  is not 3-aminopyridin-2-yl;

provided where  $n=1$ ,  $R_5$  is methoxy,  $X_2$  is NH and each of  $R_3$ ,  $R_4$ ,  $R_6$ ,  $R_7$ ,  $R_2$ ,  $R_3$ ,  $R_5$  and  $R_6'$  is H then  $R_1$  is not 3-aminopyridin-2-yl;

provided where  $n=1$ ,  $R_5$  is methoxy,  $R_6$  is OH,  $X_2$  is NH and each of  $R_3$ ,  $R_4$ ,  $R_7$ ,  $R_2$ ,  $R_3$ ,  $R_5$  and  $R_6'$  is H then  $R_1$  is not 3-aminopyridin-2-yl;

provided where  $n=1$ ,  $R_5$  is OH,  $X_2$  is NH and each of  $R_3$ ,  $R_4$ ,  $R_6$ ,  $R_7$ ,  $R_2$ ,  $P_3$ ,  $R_5$  and  $R_6'$  is H then  $R_1$  is not 2, 3, 4-trimethoxybenzyl;

provided where  $n=1$ ,  $R_5$  is F,  $X_2$  is NH and each of  $R_3$ ,  $R_4$ ,  $R_6$ ,  $R_7$ ,  $R_2$ ,  $R_3$ ,  $R_5$  and  $R_6'$  is H then  $R_1$  is not 2-pyridyl;

provided where  $n=1$ ,  $R_6$  is methyl and each of  $R_3$ ,  $R_4$ ,  $R_5$ ,  $R_6$ ,  $R_7$ ,  $R_2$ ,  $R_3$ ,  $R_5$  and  $R_6'$  is H then  $R_1$  is not 2-ethoxyphenyl or 4-chlorophenyl;

provided where  $n=1$ ,  $R_5$  is methoxy,  $X_2$  is NH and each of  $R_3$ ,  $R_4$ ,  $R_6$ ,  $R_7$ ,  $R_2$ ,  $R_3$ ,  $R_5$  and  $R_6'$  is H then  $R_1$  is not 3, 4, 5-trimethoxybenzyl;

provided where  $n=1$ ,  $R_5$  is methoxy,  $R_6$  is ethoxyethyl and each of  $R_3$ ,  $R_4$ ,  $R_6$ ,  $R_7$ ,  $R_2$ ,  $R_3$ ,  $R_5$  and  $R_6'$  is H then  $R_1$  is not 3, 4, 5-trimethoxybenzyl;

provided where  $n=1$ ,  $R_5$  is chloro,  $X_2$  is NH and each of  $R_3$ ,  $R_4$ ,  $R_6$ ,  $R_7$ ,  $R_2$ ,  $R_3$ ,  $R_5$  and  $R_6'$  is H then  $R_1$  is not pyridine-3-ylmethyl;

provided where  $n=1$ ,  $R_5$  is methoxy,  $X_2$  is NH and each of  $R_3$ ,  $R_4$ ,  $R_6$ ,  $R_7$ ,  $R_2$ ,  $R_3$ ,  $R_5$  and  $R_6'$  is H then  $R_1$  is not pyridine-3-ylmethyl;

provided where  $n=1$ ,  $R_5$  is methoxy,  $R_6$  is ethoxyethyl and each of  $R_3$ ,  $R_4$ ,  $R_6$ ,  $R_7$ ,  $R_2$ ,  $R_3$ ,  $R_5$  and  $R_6'$  is H then  $R_1$  is not pyridine-3-ylmethyl;

provided where  $n=1$ ,  $R_5$  is methoxy,  $X_2$  is NH and each of  $R_3$ ,  $R_4$ ,  $R_6$ ,  $R_7$ ,  $R_2$ ,  $R_3$ ,  $R_5$  and  $R_6'$  is H then  $R_1$  is not 2-ethoxyphenyl;

provided where  $n=1$ ,  $R_5$  is fluoro,  $X_2$  is NH and each of  $R_3$ ,  $R_4$ ,  $R_6$ ,  $R_7$ ,  $R_2$ ,  $R_3$ ,  $R_5$  and  $R_6'$  is H then  $R_1$  is not 3-aminopyridin-2-yl;

provided where  $n=1$ ,  $R_5$  is Cl,  $X_2$  is NH and each of  $R_3$ ,  $R_4$ ,  $R_6$ ,  $R_7$ ,  $R_2$ ,  $R_3$ ,  $R_5$  and  $R_6'$  is H then  $R_1$  is not (1*H*-imidazol-1-yl)propyl, (1*H*-imidazol-1-yl)ethyl or pyridine-3-ylmethyl;

provided where  $n=1$ ,  $X_2$  is NH and each of  $R_3$ ,  $R_4$ ,  $R_5$ ,  $R_6$ ,  $R_7$ ,  $R_2$ ,  $R_3$ ,  $R_5$  and  $R_6'$  is H then  $R_1$  is not (1*H*-imidazol-1-yl)ethyl, (1*H*-imidazol-1-yl)propyl, pyridine-3-ylmethyl or pyridine-3-ylpropyl;

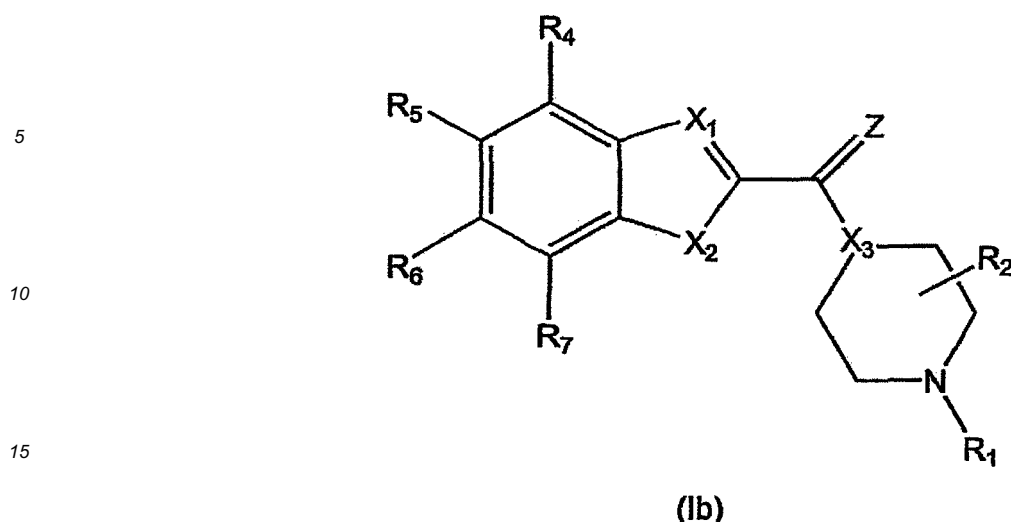
provided where:

- $n=1$ ,
- $X_2$  is NRe (where  $R_e$  is H, methyl, or trifluoromethyl),
- each of  $R_2'$ ,  $R_3'$ ,  $R_5'$ , and  $R_6'$  is H,
- $R_4$  and/or  $R_6$  is H, F, Cl, Br, nitro, amino, methoxy, methyl or trifluoromethyl,
- $R_5$  is H, F, Cl, Br, nitro, NR<sub>j</sub>R<sub>k</sub> (wherein each of  $R_j$  and  $R_k$  is H), methoxy, methyl, or trifluoromethyl,
- $R_7$  is H, F, Cl, Br, nitro, NR<sub>l</sub>R<sub>m</sub> (wherein each of  $R_l$  and  $R_m$  is H), methoxy, methyl, or trifluoromethyl,

then  $R_1$  is not 4-(trifluoromethyl)-pyrimidin-2-yl or 4-( $C_{1-3}$  alkoxy)-pyrimidin-2-yl;

provided where  $n=1$ ,  $X_2$  is NH, and each of  $R_1$ ,  $R_2'$ ,  $R_3'$ ,  $R_5'$ ,  $R_6'$ ,  $R_3$ ,  $R_4$ ,  $R_6$ , and  $R_7$  is H then  $R_5$  is not chloro.

**[0008]** According to one aspect of the invention, the invention features compounds of the following formula (Ib):



20 Wherein  $R_1$  is  $R_a$ ,  $R_aR_b^-$ ,  $R_a-O-R_b^-$ , or  $(R_c)(R_d)N-R_b^-$ , where  $R_a$  is H,  $C_{1-10}$  alkyl,  $C_{3-8}$  alkenyl,  $C_{3-8}$  cycloalkyl,  $C_{2-5}$  heterocyclic radical, or phenyl; where  $R_b$  is  $C_{1-8}$  alkylene,  $C_{3-8}$  alkenylene,  $C_{3-8}$  cycloalkylene, bivalent  $C_{3-8}$  heterocyclic radical, or phenylene; and  $R_c$  and  $R_d$  are each independently H,  $C_{1-8}$  alkyl,  $C_{3-8}$  alkenyl,  $C_{3-8}$  cycloalkyl, or phenyl;

$R_2$  is ortho (like  $R_{2'}$  in formula (I)) or meta (like  $R_{3'}$  in formula (I)), and is methyl or H;

$X_1$  is  $CR_3$ ;

25  $R_3$  is F, Cl, Br,  $R_f$ ,  $R_fR_g^-$ ,  $R_f-O-R_g^-$ , or  $(R_h)(R_i)N-R_g^-$ , where  $R_f$  is H,  $C_{1-6}$  alkyl,  $C_{2-6}$  alkenyl,  $C_{3-6}$  cycloalkyl,  $C_{2-5}$  heterocyclic radical, or phenyl; where  $R_g$  is  $C_{1-6}$  alkylene,  $C_{2-6}$  alkenylene,  $C_{3-6}$  cycloalkylene, bivalent  $C_{3-6}$  heterocyclic radical, or phenylene; and  $R_h$  and  $R_i$  are each independently H,  $C_{1-8}$  alkyl,  $C_{2-6}$  alkenyl,  $C_{3-6}$  cycloalkyl, or phenyl;

$X_2$  is  $NR_e$ ;  $R_e$  is H or  $C_{1-6}$  alkyl;

30  $X_3$  is N;

$Z$  is =O;

each of  $R_4$  and  $R_6$  is independently H, F, Cl, Br, I, COOH, OH, nitro, amino, cyano,  $C_{1-4}$  alkoxy, or  $C_{1-4}$  alkyl;

$R_5$  is H, F, Cl, Br, I,  $(C=O)R_j$ , OH, nitro,  $NR_jR_k$ , cyano,  $-OCH_2-Ph$ ,  $C_{1-4}$  alkoxy, or  $C_{1-4}$  alkyl;

$R_7$  is H, F, Cl, Br, I,  $(C=O)R_m$ , OH, nitro,  $NR_jR_m$ , cyano,  $C_{1-4}$  alkoxy, or  $C_{1-4}$  alkyl;

35 wherein each of  $R_j$ ,  $R_k$ ,  $R_l$ , and  $R_m$  is independently selected from H,  $C_{1-6}$  alkyl, hydroxy, and  $C_{1-6}$  alkoxy; and each of the above hydrocarbonyl or heterocyclic groups being independently and optionally substituted with between 1 and 3 substituents selected from  $C_{1-3}$  alkyl, halo, hydroxy, amino, and  $C_{1-3}$  alkoxy; provided at least one of  $R_1$ ,  $R_2$ ,  $R_3$ ,  $R_4$ ,  $R_5$ ,  $R_6$ , and  $R_7$  is other than H;

40 or a pharmaceutically acceptable salt, ester, or amide thereof.

**[0009]** The invention also features methods of making and using such compounds in pharmaceutical composition, packaged drugs, and such compounds for use in the treatment or prevention of  $H_4$ -mediated diseases and conditions, particularly those wherein it is desirable to antagonize the  $H_4$  receptor. For example, the expression of the  $H_4$  receptor in immune cells, including some leukocytes and mast cells, establishes it as an important target for therapeutic intervention in a range of immunological and inflammatory disorders (such as allergic, chronic, or acute inflammation). Specifically  $H_4$  receptor ligands are expected to be useful for the treatment or prevention of various mammalian disease states. Examples include: inflammatory disorders (such as those mediated by leukocytes or mast cells), asthma, psoriasis, rheumatoid arthritis, ulcerative colitis, Crohn's disease, inflammatory bowel disease, multiple sclerosis, allergic disorders, autoimmune disease, lymphatic disorders, atherosclerosis, and immunodeficiency disorders.

50 **[0010]** In addition,  $H_4$  receptor ligands may be useful as adjuvants to chemotherapy. In the above methods of treatment, the invention also includes using compounds described in formula (I) and (Ib) without the provisos such as "provided at least one of  $R_1$ ,  $R_2$ ,  $R_3$ ,  $R_4$ ,  $R_5$ ,  $R_6$ , and  $R_7$  is other than H above in pharmaceutical compositions for treating  $H_4$ -mediated conditions, and in methods of treatment of  $H_4$ -mediated diseases. Such a compound is, for example, Example 4.

**[0011]** Important synthetic intermediates of the above compounds include those wherein one or more of  $R_4$ ,  $R_5$ ,  $R_6$  and  $R_7$  is Br, I, cyano, nitro, alkoxy, or  $-OCH_2Ph$ , which can be further modified to provide a wide range of substituents.

55 **[0012]** Other features and advantages of the invention will be apparent in the following detailed description, examples, and the appended claims.

**Detailed Description**

**[0013]** The invention features compounds of formulae (I) and (Ib), methods of making them, and methods of using them in the preparation of pharmaceutical compositions and such pharmaceutical compositions for use in the treatment or prevention of H<sub>4</sub>-mediated diseases and conditions.

## A. Terms

**[0014]** The following terms are defined below, and by their usage throughout the disclosure.

**[0015]** "Alkyl" includes straight chain and branched hydrocarbons with at least one hydrogen removed to form a radical group. Alkyl groups include methyl, ethyl, propyl, isopropyl, butyl, isobutyl, t-butyl, 1-methylpropyl, pentyl, isopentyl, sec-pentyl, hexyl, heptyl, octyl, and so on. Alkyl does not include cycloalkyl.

**[0016]** "Alkenyl" includes straight chain and branched hydrocarbon radicals as above with at least one carbon-carbon double bond (sp<sup>2</sup>). Alkenyls include ethenyl (or vinyl), prop-1-enyl, prop-2-enyl (or allyl), isopropenyl (or 1-methylvinyl), but-1-enyl, but-2-enyl, butadienyls, pentenyls, hexa-2,4-dienyl, and so on. Hydrocarbon radicals having a mixture of double bonds and triple bonds, such as 2-penten-4-ynyl, are grouped as alkynyls herein. Alkenyl does not include cycloalkenyl.

**[0017]** "Alkynyl" include straight chain and branched hydrocarbon radicals as above with at least one carbon-carbon triple bond (sp). Alkynyls include ethynyl, propynyls, butynyls, and pentynyls. Hydrocarbon radicals having a mixture of double bonds and triple bonds, such as 2-penten-4-ynyl, are grouped as alkynyls herein. Alkynyl does not include cycloalkynyl.

**[0018]** "Alkoxy" includes a straight chain or branched alkyl group with a terminal oxygen linking the alkyl group to the rest of the molecule. Alkoxy includes methoxy, ethoxy, propoxy, isopropoxy, butoxy, t-butoxy, pentoxy and so on. "Aminoalkyl", "thioalkyl", and "sulfonylalkyl" are analogous to alkoxy, replacing the terminal oxygen atom of alkoxy with, respectively, NH (or NR), S, and SO<sub>2</sub>.

**[0019]** "Aryl" includes phenyl, naphthyl, biphenyl, and so on.

**[0020]** "Cycloalkyl" includes cyclopropyl, cyclobutyl, cyclopentyl, cyclohexyl, cycloheptyl, cyclooctyl, and so on.

**[0021]** "Cycloalkenyl" includes cyclobutenyl, cyclobutadienyl, cyclopentenyl, cyclopentadienyl, cyclohexenyl, cyclohexadienyl, cyclohexatrienyl (phenyl), cycloheptenyl, and so on. "Cycloalkynyl" includes the analogous rings with one or more triple bonds.

**[0022]** "Heterocyclic radicals" include aromatic and nonaromatic rings having carbon atoms and at least one heteroatom (O, S, N) or heteroatom moiety (SO<sub>2</sub>, CO, CONH, COO) in the ring. Unless otherwise indicated, a heterocyclic radical may have a valence connecting it to the rest of the molecule through a carbon atom, such as 3-furyl or 2-imidazolyl, or through a heteroatom, such as N-piperidyl or 1-pyrazolyl. Examples of heterocyclic radicals include thiazoylyl, furyl, pyranlyl, isobenzofuranlyl, pyrrolyl, imidazolyl, pyrazolyl, isothiazolyl, isoxazolyl, pyridyl, pyrazinyl, pyrimidinyl, pyridazinyl, indolizinylyl, isoindolyl, indolyl, indazolyl, purinyl, quinolyl, furazanyl, pyrrolidinyl, pyrrolinyl, imidazolidinyl, imidazolinylyl, pyrazolidinyl, pyrazolinyl, piperidyl, piperazinyl, indolinyl, and morpholinyl. For example, preferred heterocyclic radicals for R<sub>a</sub> include morpholinyl, piperazinyl, pyrrolidinyl, pyridyl, cyclohexylimino, cycloheptylimino, and more preferably, piperidyl.

**[0023]** "Halo" includes fluoro, chloro, bromo, and iodo, and preferably fluoro or chloro.

**[0024]** "Patient" or "subject" includes mammals such as humans and animals (dogs, cats, horses, rats, rabbits, mice, non-human primates) in need of observation, experiment, treatment or prevention in connection with the relevant disease or condition. Preferably, the patient is a human.

**[0025]** "Composition" includes a product comprising the specified ingredients in the specified amounts as well as any product that results directly or indirectly from combinations of the specified ingredients in the specified amounts.

**[0026]** Concerning the various radicals in this disclosure and in the claims, two general remarks are made. The first remark concerns valency. As with all hydrocarbon radicals (hydrocarbonyl), whether saturated, unsaturated or aromatic, and whether or not cyclic, straight chain, or branched, and also similarly with all heterocyclic radicals, each radical includes substituted radicals of that type and monovalent, bivalent, and multivalent radicals as indicated by the context of the claims. Hydrocarbonyl includes alkoxy, in that the alkyl portion of an alkoxy group may be substituted. The context will indicate that the substituent is an alkylene or hydrocarbon radical with at least two hydrogen atoms removed (bivalent) or more hydrogen atoms removed (multivalent). An example of a bivalent radical linking two parts of the molecule is R<sub>b</sub> in formula (I), which can link N(R<sub>c</sub>)(R<sub>d</sub>) with the ring nitrogen atom of the rest of the molecule. Another example of a bivalent moiety is an alkylene or alkenylene.

**[0027]** Second, radicals or structure fragments as defined herein are understood to include substituted radicals or structure fragments. Using "alkyl" as an example, "alkyl" should be understood to include substituted alkyl having one or more substitutions, such as between 1 and 5, 1 and 3, or 2 and 4 substituents. The substituents may be the same (dihydroxy, dimethyl), similar (chlorofluoro), or different (chlorobenzyl- or aminomethyl-substituted). Examples of sub-

stituted alkyl include haloalkyl (such as fluoromethyl, chloromethyl, difluoromethyl, perchloromethyl, 2-bromoethyl, and 3-iodocyclopentyl), hydroxyalkyl, aminoalkyl, nitroalkyl, alkylalkyl, and so on. Preferred substitutions for R<sub>3</sub> include methyl, methoxy, trifluoromethoxy, difluoromethoxy, fluoromethoxy, fluoromethyl, difluoromethyl, perfluoromethyl (trifluoromethyl), 1-fluoroethyl, 2-fluoroethyl, ethoxy, fluoroethoxy, fluoro, chloro, and bromo, and particularly methyl, fluoromethyl, perfluoro, trifluoromethoxy, difluoromethoxy, methoxy, and fluoro.

## B. Compounds

**[0028]** The invention features compounds of formula (I) and (Ib). Preferred compounds include those wherein: (a) X<sub>1</sub> is CR<sub>3</sub>; (b) X<sub>3</sub> is N; (c) X<sub>2</sub> is N; (d) R<sub>1</sub> is H, methyl, or ethyl; (e) X<sub>2</sub> is N and X<sub>1</sub> is CR<sub>3</sub>; (g) X<sub>2</sub> is N and Z is O; (h) R<sub>7</sub> is H or Cl; (i) R<sub>1</sub> is methyl or ethyl; (j) R<sub>3</sub>, or R<sub>2</sub>, is, or both are, H; (k) R<sub>3</sub> is H or Cl; (l) each of R<sub>5</sub> and R<sub>7</sub> is independently selected from H, F, Cl, and Br; (m) R<sub>3</sub> is Cl; (n) at least one of R<sub>5</sub> and R<sub>7</sub> is F, Cl, Br, or methyl; (o) R<sub>5</sub>, or R<sub>7</sub>, or both is (are independently selected from) H, F, Cl, or Br; (p) R<sub>3</sub>, or R<sub>2</sub>, is methyl where R<sub>1</sub> is H; R<sub>3</sub>, or R<sub>2</sub>, is otherwise H; or (q) at least one of R<sub>5</sub> and R<sub>7</sub> is not H; or (r) combinations thereof.

**[0029]** Additional examples of preferred compounds or combinations of the above include those wherein:

(s) X<sub>3</sub> is N; R<sub>3</sub> is H or Cl; R<sub>5</sub> is F, Cl, Br, or methyl; and R<sub>7</sub> is H, F, Cl, or Br;

(t) R<sub>3</sub> is H or Cl; R<sub>5</sub> is F, Cl, Br, or methyl; and R<sub>7</sub> is H, F, Cl, Br, or methyl;

(u) R<sub>2</sub> is methyl where R<sub>1</sub> is H; R<sub>2</sub> is otherwise H; X<sub>1</sub> is CR<sub>3</sub>; R<sub>3</sub> is H, F, or Cl; X<sub>2</sub> is NR<sub>e</sub>;

Z is =O; each of R<sub>4</sub> and R<sub>6</sub> is independently H, OH, C<sub>1-4</sub> alkyl, C<sub>1-4</sub> alkoxy, cyano, or amino; R<sub>5</sub> is H, F, Cl, Br, (C=O)R<sub>m</sub>, OH, amino, cyano, C<sub>1-4</sub> alkoxy, or C<sub>1-4</sub> alkyl; R<sub>7</sub> is H, F, Cl, Br, (C=O)R<sub>m</sub>, C<sub>1-4</sub> alkyl, C<sub>1-4</sub> alkoxy, cyano, or amino; and

(v) R<sub>3</sub>, and R<sub>2</sub>, is methyl or H; X<sub>1</sub> is CR<sub>3</sub>; R<sub>3</sub> is H, F, or Cl; X<sub>2</sub> is NR<sub>e</sub>

R<sub>e</sub> is H or C<sub>1-6</sub> alkyl; Z is =O each of R<sub>4</sub> and R<sub>6</sub> is H; R<sub>5</sub> is H, F, Cl, Br, methyl, ethyl, or propyl; and R<sub>7</sub> is H, F, Cl, Br, or C<sub>1-4</sub> alkyl.

**[0030]** Examples of compounds include: (4-Methyl-piperazin-1-yl)-(5-trifluoromethyl-1H-indol-2-yl)-methanone; (7-Amino-5-methyl-1H-indol-2-yl)-(4-methyl-piperazin-1-yl)-methanone; (5-Amino-7-methyl-1H-indol-2-yl)-(4-methyl-piperazin-1-yl)-methanone; (7-Amino-5-bromo-1H-indol-2-yl)-(4-methyl-piperazin-1-yl)-methanone; (5-Amino-7-bromo-1H-indol-2-yl)-(4-methyl-piperazin-1-yl)-methanone; (5-Fluoro-7-methyl-1H-indol-2-yl)-(4-methyl-piperazin-1-yl)-methanone; (7-Fluoro-5-methyl-1H-indol-2-yl)-(4-methyl-piperazin-1-yl)-methanone; (6-Bromo-5-hydroxy-1H-indol-2-yl)-(4-methyl-piperazin-1-yl)-methanone; (5-Bromo-6-hydroxy-1H-indol-2-yl)-(4-methyl-piperazin-1-yl)-methanone; (6-Bromo-7-hydroxy-1H-indol-2-yl)-(4-methyl-piperazin-1-yl)-methanone; (4-Bromo-7-hydroxy-1H-indol-2-yl)-(4-methyl-piperazin-1-yl)-methanone; (6-Bromo-7-methyl-1H-indol-2-yl)-(4-methyl-piperazin-1-yl)-methanone; and (4-Bromo-7-methyl-1H-indol-2-yl)-(4-methyl-piperazin-1-yl)-methanone.

**[0031]** Additional examples of compounds include: (5,7-Dichloro-1H-indol-2-yl)-piperazin-1-yl-methanone; (5,7-Difluoro-1H-indol-2-yl)-piperazin-1-yl-methanone; (5,7-Difluoro-1H-indol-2-yl)-(3-methyl-piperazin-1-yl)-methanone; (5,6-Difluoro-1H-indol-2-yl)-(4-methyl-piperazin-1-yl)-methanone; (4,6-Difluoro-1H-indol-2-yl)-(4-methyl-piperazin-1-yl)-methanone.

**[0032]** Further examples of compounds include: 1-(5-Chloro-1H-indole-2-carbonyl)-4-methyl-piperazine-2-carboxylic acid methyl ester; 4-(5-Chloro-1H-indole-2-carbonyl)-1-methyl-piperazine-2-carboxylic acid methyl ester; 4-(5-Chloro-1H-indole-2-carbonyl)-1-methyl-piperazine-2-carboxylic acid amide; 1-(5-Chloro-1H-indole-2-carbonyl)-4-methyl-piperazine-2-carboxylic acid amide; 4-(5-Chloro-1H-indole-2-carbonyl)-1-methyl-piperazine-2-carboxylic acid methylamide; 1-(5-Chloro-1H-indole-2-carbonyl)-4-methyl-piperazine-2-carboxylic acid methylamide; 4-(5-Chloro-1H-indole-2-carbonyl)-1-methyl-piperazine-2-carboxylic acid dimethylamide; 1-(5-Chloro-1H-indole-2-carbonyl)-4-methyl-piperazine-2-carboxylic acid dimethylamide; (5-Chloro-1H-indol-2-yl)-(3-hydroxymethyl-4-methyl-piperazin-1-yl)-methanone; (5-Chloro-1H-indol-2-yl)-(3-methoxymethyl-4-methyl-piperazin-1-yl)-methanone; (5-Chloro-1H-indol-2-yl)-(2-methoxymethyl-4-methyl-piperazin-1-yl)-methanone; (5-Chloro-1H-indol-2-yl)-(4-methyl-3-methylaminomethyl-piperazin-1-yl)-methanone; (5-Chloro-1H-indol-2-yl)-(4-methyl-2-methylaminomethyl-piperazin-1-yl)-methanone; (5-Chloro-1H-indol-2-yl)-(3-dimethylaminomethyl-4-methyl-piperazin-1-yl)-methanone; and (5-Chloro-1H-indol-2-yl)-(2-dimethylaminomethyl-4-methyl-piperazin-1-yl)-methanone.

**[0033]** Examples of preferred compounds include: (5-Chloro-1H-indol-2-yl)-(4-methyl-piperazin-1-yl)-methanone; (5-Fluoro-1H-indol-2-yl)-(4-methyl-piperazin-1-yl)-methanone; (5-Bromo-1H-indol-2-yl)-(4-methyl-piperazin-1-yl)-methanone; (5-Methyl-1H-indol-2-yl)-(4-methyl-piperazin-1-yl)-methanone; (5,7-Difluoro-1H-indol-2-yl)-(4-methyl-piperazin-1-yl)-methanone; (7-Chloro-1H-indol-2-yl)-(4-methyl-piperazin-1-yl)-methanone; (5,7-Dichloro-1H-indol-2-yl)-(4-methyl-piperazin-1-yl)-methanone; and (3,5-Dichloro-1H-indol-2-yl)-(4-methyl-piperazin-1-yl)-methanone. More preferred compounds in this group include (5-Chloro-1H-indol-2-yl)-(4-methyl-piperazin-1-yl)-methanone; (5-Bromo-1H-indol-2-yl)-(4-



methyl-piperazin-1-yl)-methanone; (5-Methyl-1H-indol-2-yl)-(4-methyl-piperazin-1-yl)-methanone; (5,7-Difluoro-1H-indol-2-yl)-(4-methylpiperazin-1-yl)-methanone; (5-Fluoro-1H-indol-2-yl)-(4-methyl-piperazin-1-yl)-methanone; (7-Amino-1H-indol-2-yl)-(4-methyl-piperazin-1-yl)-methanone; (7-Methyl-1H-indol-2-yl)-(4-methyl-piperazin-1-yl)-methanone; and (5,7-Dichloro-1H-indol-2-yl)-(4-methyl-piperazin-1-yl)-methanone.

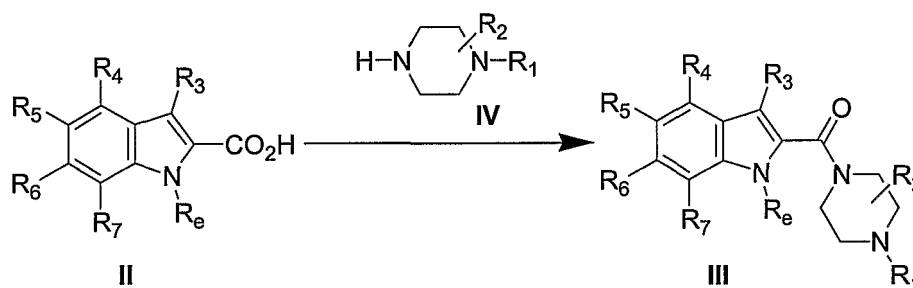
**[0034]** Further examples of preferred compounds include (6-Chloro-1H-indol-2-yl)-(4-methyl-piperazin-1-yl)-methanone; (1H-indol-2-yl)-(3-methyl-piperazin-1-yl)-methanone; and (7-Bromo-1H-indol-2-yl)-(4-methyl-piperazin-1-yl)-methanone.

**[0035]** The most preferred compound is (5-Chloro-1H-indol-2-yl)-(4-methyl-piperazin-1-yl)-methanone.

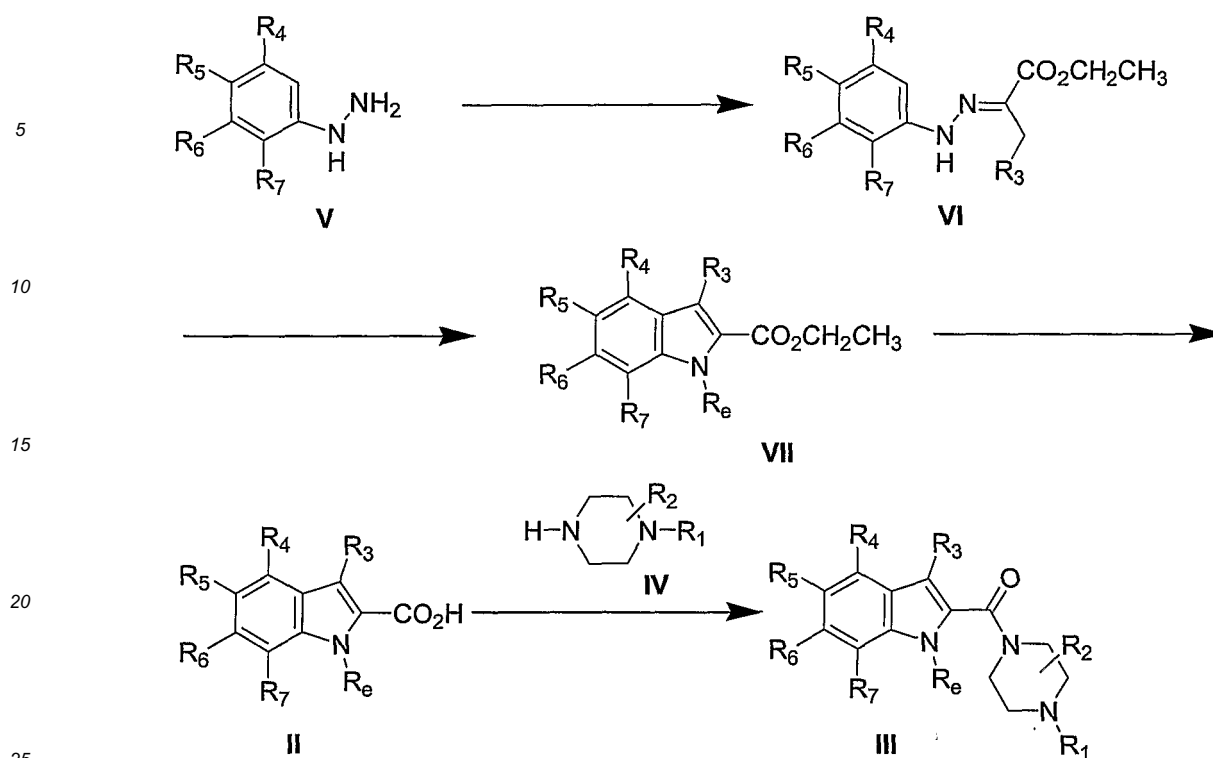
**[0036]** The disclosed compounds can be prepared according to the next section.

### C. Synthesis

**[0037]** The disclosed compounds may be made by combinatorial or traditional organic synthetic methods, as outlined below in Schemes 1-12 and Chemical Examples 1-86, or by analogous reactions.

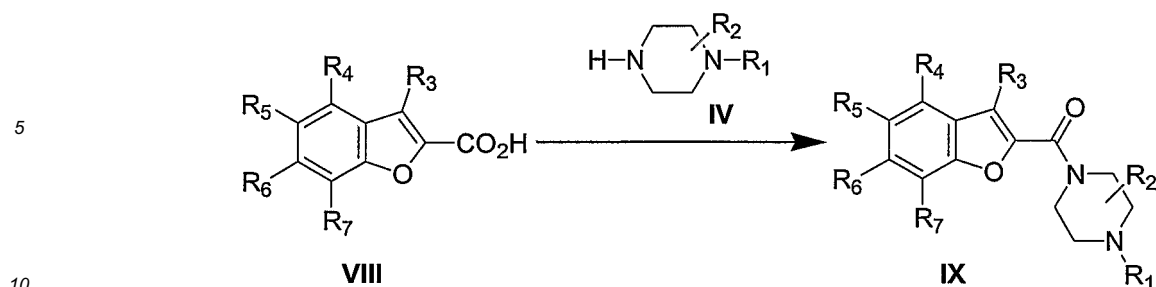


**[0038]** Compounds of formula III may be prepared from the compounds of formula II using conventional methods of amide bond formation. For example the carboxyl group of compound II may be activated as an active ester, acid chloride, anhydride, mixed anhydride, carbonic mixed anhydride or the like and treated with an amine containing group to give a compound of formula III. For example the compound of formula II may be converted to the corresponding active ester upon treatment with 1-hydroxybenzotriazole in the presence of a carbodiimide for example dicyclohexylcarbodiimide or 1-ethyl-3-(3'-dimethylaminopropyl)-carbodiimide hydrochloride in the presence of a base such as triethylamine or N, N-diisopropylethylamine to give a compound of formula III. In a preferred embodiment the compound of formula II is treated with O-(7-azabenzotriazol-1-yl)-N,N,N',N'-tetramethyluroniumhexafluoro-phosphate, (HATU) and 1-hydroxy-7-azabenzotriazole, (HOAT) and N, N-diisopropylethylamine in a solvent, for example DMF, THF or the like, together with an amine component IV to give a compound of formula III. In an additional preferred embodiment a compound of formula II may be treated with carbonyldiimidazole (CDI) in a solvent, for example THF, DMF, dichloromethane or the like, followed by an amine component IV to give a compound of formula III.



[0039] Compounds of formula III may be prepared according to the Fischer-Indole synthesis, which involves the condensation of a phenylhydrazine with an aldehyde or ketone to give an intermediate hydrazone. Thus a compound of formula V may be condensed with ethylpyruvate, usually in the presence of an acid catalyst, for example sulfuric acid to afford a hydrazone of formula VI. Compounds of formula VI may be converted into indoles of formula VII upon treatment with a protic or Lewis acid, if required at elevated temperature, to effect cyclisation. Examples of acids include; polyphosphoric acid, para-toluenesulfonic acid, pyridine hydrochloride, zinc chloride, phosphorus trichloride, polyphosphoric acid trimethylsilyl ester and acetic acid. Compound VI may also be converted to compound VII under thermal conditions by heating a compound of formula VI in a solvent, for example ethylene glycol, tetralin, or the like at elevated temperature, for example at about 150 to 250 °C. It will be recognized by one skilled in the art that cyclization of compounds of formula VI to compounds of formula VII can give rise to isomers when compounds of formula V contain substituents. It will be further recognized that the conditions to effect cyclization may be different for different compounds of formula VI.

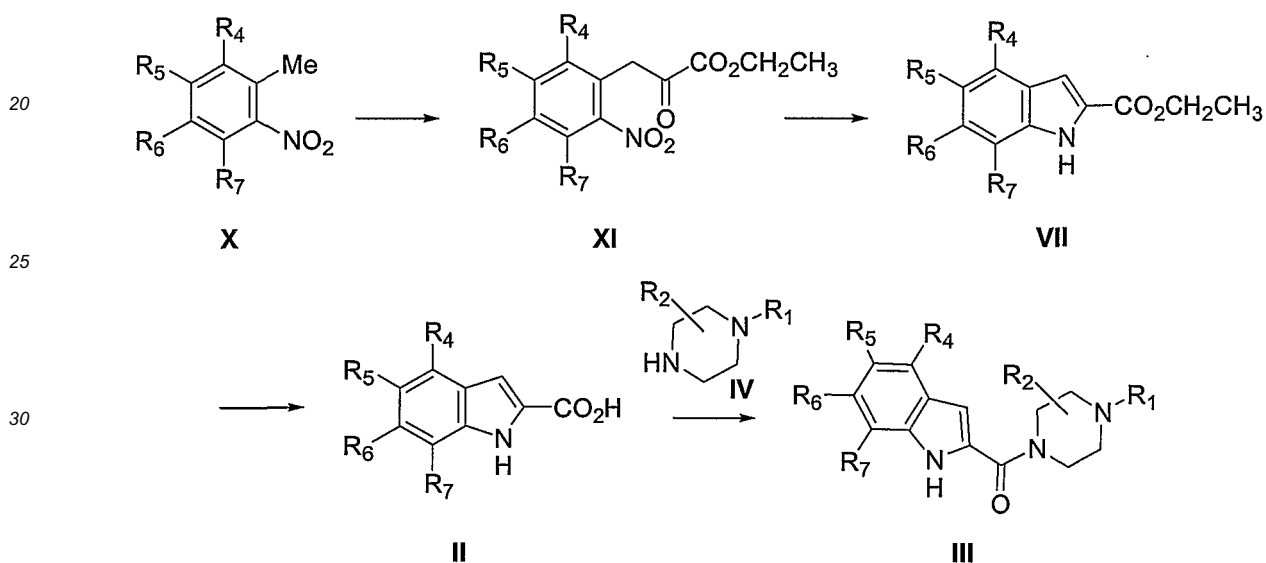
[0040] In a further embodiment, compounds of formula VII may be prepared by condensing an appropriately substituted 2-nitrotoluene with an oxalate di-ester in the presence of a base followed by reduction of the intermediate to afford a compound of formula VII. In a preferred embodiment, a 2-nitrotoluene is condensed with ethylpyruvate in the presence of a base such as sodium methoxide, sodium butoxide, or sodium ethoxide in a solvent such as ethanol, methanol, or butanol. For example, a solution of 2-nitrotoluene in ethanol is heated with ethylpyruvate in the presence of sodium ethoxide at reflux temperature. The condensation product may be converted to a compound of formula VII using a reducing agent, preferably zinc in aqueous acetic acid. Compounds of formula VII may be converted to compounds of formula II using standard methods for ester hydrolysis, for example upon treatment with aqueous acid or base, if necessary at elevated temperature. In a preferred embodiment hydrolysis may be effected upon treating a compound of formula VII with a solution of lithium hydroxide in an alcoholic solvent, preferably ethanol. Compounds of formula II may be converted to compounds of formula III according to the procedures described previously.



Scheme 3

[0041] Compounds of formula IX may be prepared from the compounds of formula VIII using conventional methods of amide bond formation as described for the preparation of compounds of formula III from compounds of formula II by condensing the appropriate carboxylic acid of formula VIII with an amine component IV.

15



Scheme 4

[0042] Compounds of formula III may also be prepared as depicted in Scheme 4. Treatment of an optionally substituted 2-nitrotoluene (formula X) with an oxalate, such as diethyl oxalate, in the presence of a base affords a 2-keto ester of formula XI. Typical bases used to effect this transformation include potassium ethoxide, sodium hydride, and lithium t-butoxide. Reduction of the nitro group of a compound of formula XI to the corresponding aniline is accompanied by cyclization to the indole 2-carboxylate, a compound of formula VII. Typical reductants for this transformation include hydrogen over palladium, tin(II) chloride, and sulfur. Compounds of formula VII may be converted to compounds of formula II using standard methods for ester hydrolysis, for example upon treatment with aqueous acid or base, if necessary at elevated temperature. In a preferred embodiment hydrolysis may be effected upon treating a compound of formula VII with a solution of lithium hydroxide in THF. Conversion to the target compounds III is effected as described in Scheme 2.

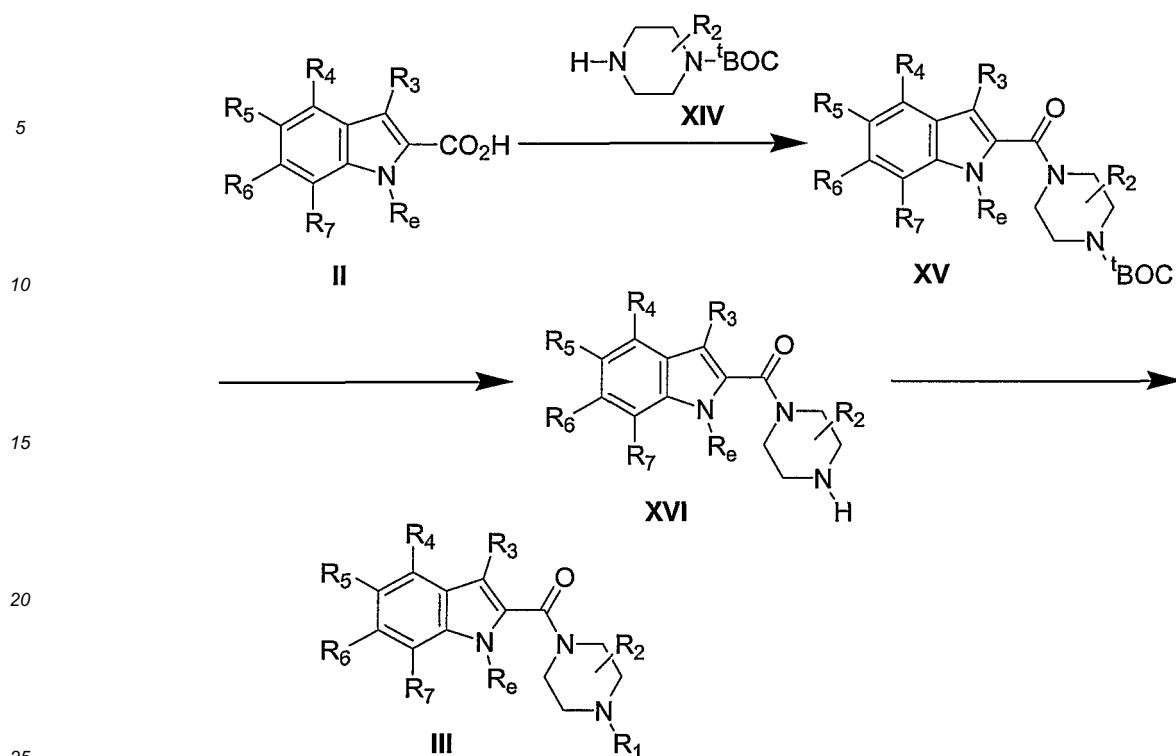
40

45

[0043] Formulae XII and XIII do not exist in this disclosure.

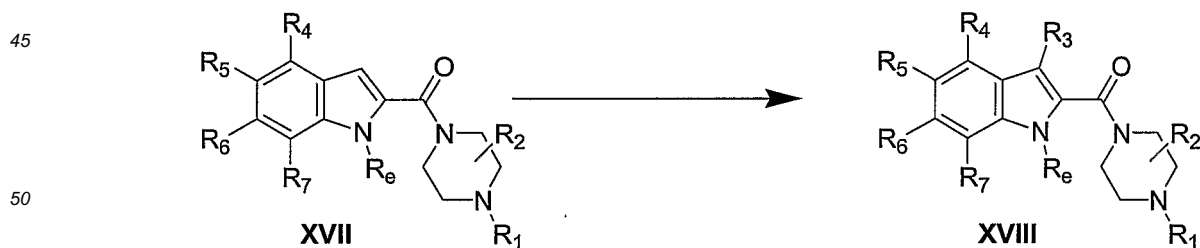
50

55



Scheme 5

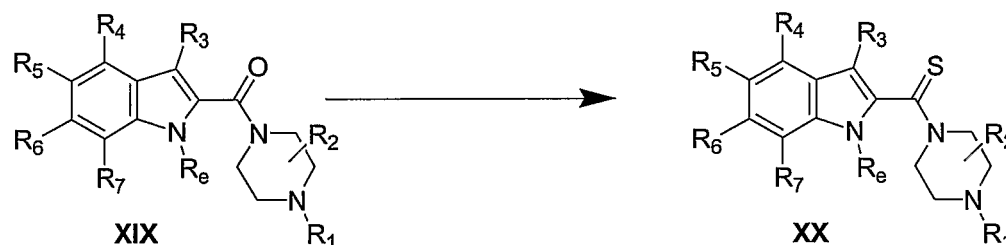
30 **[0044]** Compounds of formula III may be also prepared from compounds of formula II by condensing a piperazine-  
 1-carboxylic acid tert-butyl ester of formula XIV with a compound of formula II using conventional methods of amide  
 bond formation as described for the preparation of compounds of formula III from compounds of formula II. In a preferred  
 embodiment a compound of formula II is treated with carbonyldiimidazole (CDI) in a solvent, for example THF, DMF,  
 35 dichloromethane or the like, followed a piperazine-1-carboxylic acid tert-butyl ester of formula XIV to afford a compound  
 of formula XV. Compound XV may be converted to a compound of formula XVI upon treatment with an acid, for example  
 trifluoroacetic acid or hydrochloric acid in a solvent, for example dichloromethane, THF, dioxane or the like. In a preferred  
 embodiment the acid is trifluoroacetic acid and the solvent dichloromethane. A compound of formula III may be obtained  
 from a compound of formula XVI upon treatment with an alkylating agent in the presence of a base. Suitable alkylating  
 40 agents include, alkylbromides, alkylchlorides, alkyl iodides, alkylmesylates, and alkyltosylates. This transformation is  
 effected in the presence of a base, for example potassium carbonate, sodium hydroxide, triethylamine and the like, in  
 a solvent, for example ethanol, methanol, acetone, dichloromethane, DMF, THF and the like. Preferred conditions use  
 potassium carbonate in acetone. The reaction may be carried out at elevated temperature, preferably at about 50 °C.



Scheme 6

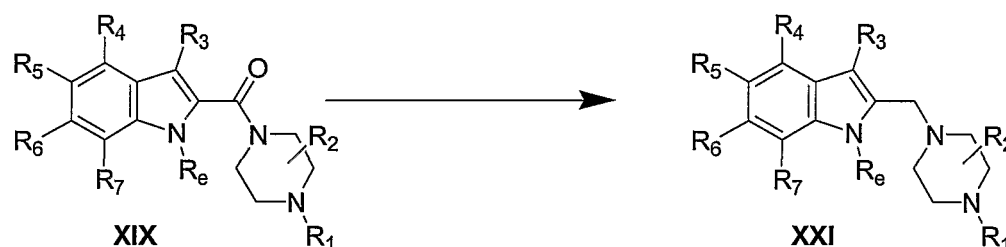
55 **[0045]** Compounds of formula XVIII may be prepared from compounds of formula XVII according to known methods  
 for the functionalization of the indole nucleus at C-3. Such methods include, but are not limited to; halogenation, for  
 example treatment with a halogen source in a solvent, for example upon treatment with bromine in acetic acid, N-  
 chlorosuccinamide, N-bromosuccinamide, N-iodosuccinamide in dichloromethane, carbontetrachloride, chloroform or  
 the like; formylation, for example by heating a DMF solution of a compound of formula XVII with phosphorus oxychloride

(Vilsmeier-Haack conditions); aminoalkylation, for example by treating a compound of formula XVII with a mixture of an amine and a source of formaldehyde (Mannich conditions). One skilled in the art will recognize that not all reactions of indoles with electrophiles will lead to substitution at C-3 alone and that additional substitution may also take place and that mixtures of products may be obtained. It may be further recognized that the products of the substitution reactions (3-substituted indoles) may be used for further transformations.



Scheme 7

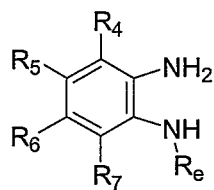
**[0046]** A compound of formula XX may be obtained from a compound of formula XIX upon treatment with 2,4-bis(4-methoxyphenyl)-1,3,2,4-dithiadiphosphetane-2,4-disulfide (also known as Lawesson's reagent) in a solvent for example ether, THF or dioxane. In a preferred embodiment the compound of formula XIX is treated with Lawesson's reagent in THF at ambient temperature to give a compound of formula XX.



Scheme 8

**[0047]** A compound of formula XXI may be obtained from a compound of formula XIX using conventional methods for amide bond reduction. For example using lithium aluminum hydride in THF, magnesium aluminum hydride in THF, lithium trimethoxyaluminum hydride, sodium bis(2-methoxyethoxy)-aluminum hydride, alane in THF and borane or borane-dimethyl sulfide complex in THF. A preferred method is the use of lithium aluminum hydride in a solvent, for example THF, dioxane, ether or the like at from 25 °C to the boiling point of the selected solvent. In a more preferred embodiment the reducing agent is lithium aluminum hydride in THF at reflux temperature. As shown in the scheme below, compounds of formula XI may be prepared by utilizing a Phillips-type reaction that involves the condensation of an *ortho*-arylene diamine with a carboxylic acid or the like, to generate the benzimidazole core. Accordingly, a compound of formula XXII may be

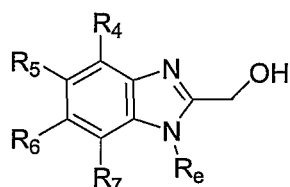
5



XXII

10

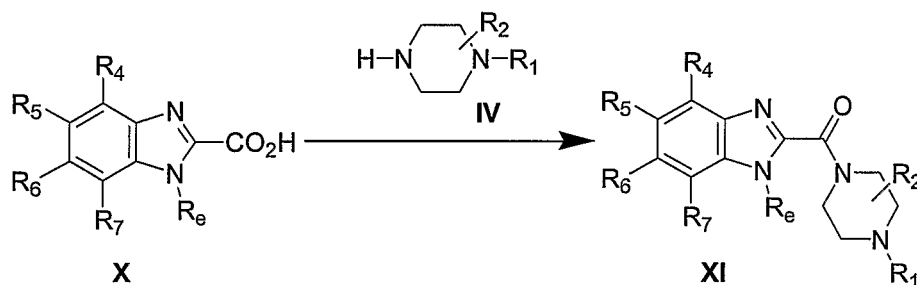
15



XXIII

20

25



X

XI

30

Scheme 9

35

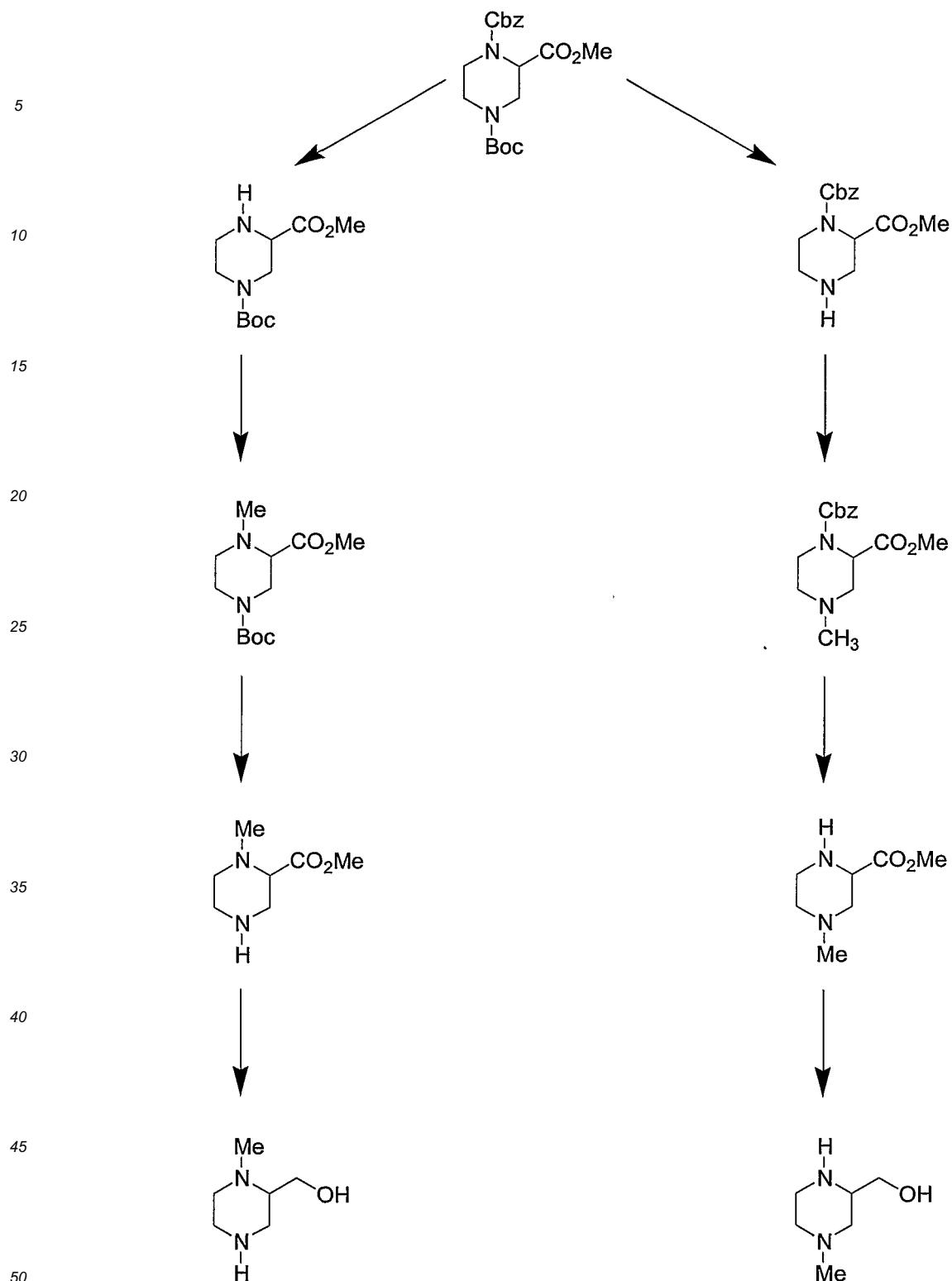
condensed with glycolic acid and typically with an acid catalyst, for example hydrochloric acid, to afford compounds of formula XXIII. It will be recognized by one skilled in the art that the condensation of compounds of formula XXII to compounds of formula XXIII can give rise to isomers when compounds of formula XXII contain substituents. Compounds of formula XXIII may be oxidized with a suitable oxidizing agent to give compounds of formula X. Oxidants may include potassium permanganate, chromium trioxide, sodium hypochlorite, dimethyl sulfoxide with oxalyl chloride, manganese dioxide or any combination thereof. Compounds of formula X may be converted to compounds of formula XI according to the procedures described previously for compounds of formula II by condensing the appropriate carboxylic acid of formula X with an amine component IV.

40

45

50

55

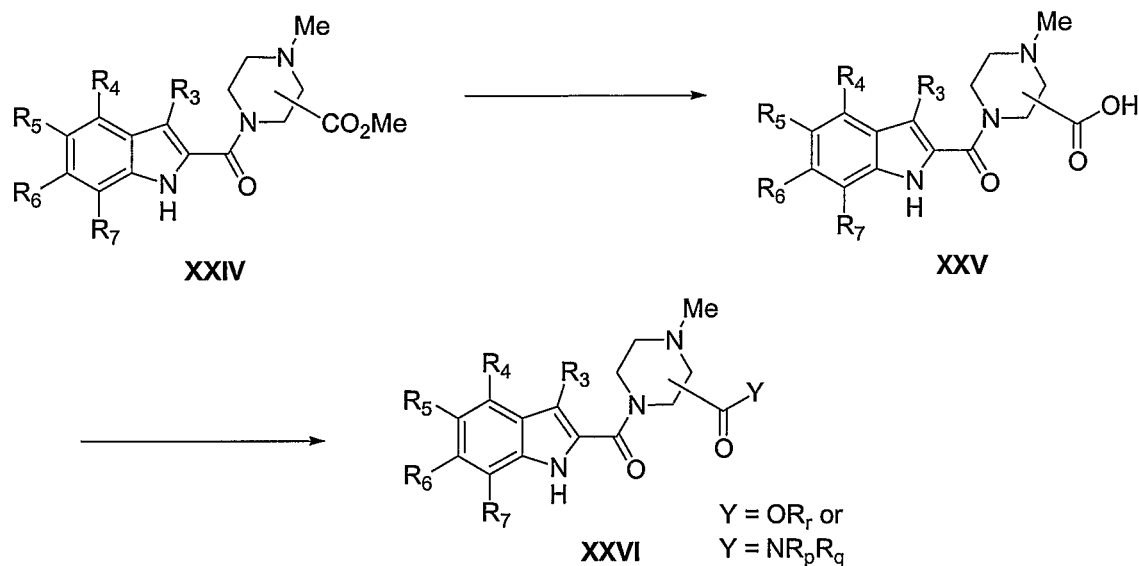


Scheme 10

**[0048]** Scheme 10 illustrates methods of making substituted proximal and distal regioisomers. Analogous methods may be used with rings of other than 6 members, such as 5- or 7- membered rings. Further modifications may be made to change the hydroxymethyl and the methyl ester substituents using methods well known to those skilled in the art, including, but not limited to, those methods detailed in Schemes 11 and 12. Piperazine-1,2,4-tricarboxylic acid 1-benzyl ester 4-tert-butyl ester 2-methyl ester can be prepared according to the procedure of Bigge et al. (Tetrahedron Lett. 30:5193-5196, 1989). Selective deprotection of either the CBz or the BOC group can be accomplished using standard

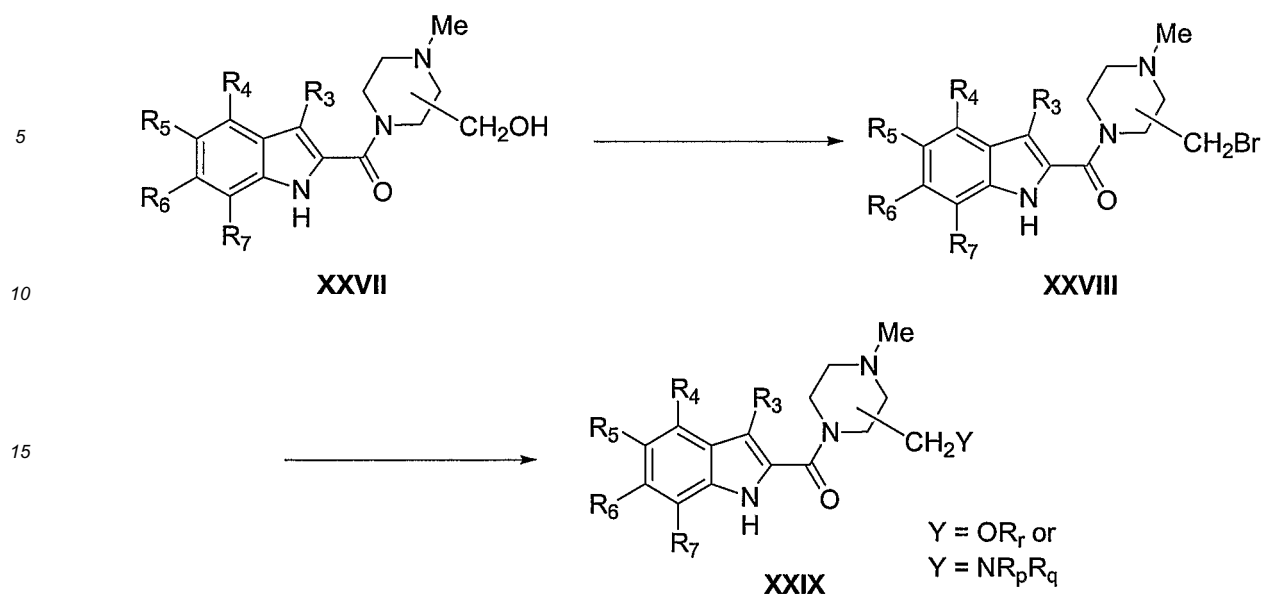
methods. For example, selective removal of the CBz group of piperazine-1,2,4-tricarboxylic acid 1-benzyl ester 4-tert-butyl ester 2-methyl ester can be accomplished upon treatment with, but not limited to, H<sub>2</sub> and Pd/C or ammonium formate and Pd/C in solvents such as ethanol or ethyl acetate or the like, to give piperazine-1,3-dicarboxylic acid 1-tert-butyl ester 3-methyl ester. Conversion of piperazine-1,3-dicarboxylic acid 1-tert-butyl ester 3-methyl ester to 4-methyl-piperazine-1,3-dicarboxylic acid 1-tert-butyl ester 3-methyl ester can be accomplished using standard conditions for reductive amination. These include, but are not limited to, treatment with paraformaldehyde in the presence of a reducing agent such as sodium borohydride, sodium cyanoborohydride or sodium triacetoxyborohydride or the like, in a solvent such as tetrahydrofuran, methanol, ethanol, 1,2-dichloroethane, trifluoroethanol, or the like. One skilled in the art will recognize that addition of acid to decrease the pH of the reaction mixture to a pH of less than about 7 may be necessary to effect reaction, wherein the acid is added as needed and is such as acetic acid, hydrochloric acid, and the like. Preferred reducing agents are sodium cyanoborohydride or sodium triacetoxyborohydride. Removal of the BOC group can be accomplished upon treatment with an acid, for example trifluoroacetic acid or hydrochloric acid in a solvent, for example dichloromethane, THF, dioxane or the like to give 1-methyl-piperazine-2-carboxylic acid methyl ester. Reduction of the methyl ester can be accomplished using standard conditions including, but not limited to, treatment with reducing agents such as lithium aluminum hydride or diisobutylaluminum hydride or the like, in solvents such as THF or diethyl ether or the like to afford (1-methyl-piperazin-2-yl)-methanol.

**[0049]** Alternatively, selective removal of the BOC group of piperazine-1,2,4-tricarboxylic acid 1-benzyl ester 4-tert-butyl ester 2-methyl ester can be accomplished upon treatment with an acid, for example trifluoroacetic acid or hydrochloric acid in a solvent, for example dichloromethane, THF, dioxane or the like to give piperazine-1,2-dicarboxylic acid 1-benzyl ester 2-methyl ester. Conversion of piperazine-1,2-dicarboxylic acid 1-benzyl ester 2-methyl ester to 4-methyl-piperazine-1,2-dicarboxylic acid 1-benzyl ester 2-methyl ester can be accomplished using standard conditions for reductive amination. These include, but are not limited to, treatment with paraformaldehyde in the presence of a reducing agent such as sodium borohydride, sodium cyanoborohydride or sodium triacetoxyborohydride, or the like, in a solvent such as tetrahydrofuran, methanol, ethanol, 1,2-dichloroethane, trifluoroethanol, or the like. One skilled in the art will recognize that addition of acid to decrease the pH of the reaction mixture to a pH of less than about 7 may be necessary to effect reaction, wherein the acid is added as needed and is such as acetic acid, hydrochloric acid, or the like. Preferred reducing agents are sodium cyanoborohydride or sodium triacetoxyborohydride. Removal of the CBz group of 4-methyl-piperazine-1,2-dicarboxylic acid 1-benzyl ester 2-methyl ester can be accomplished upon treatment with, but not limited to, H<sub>2</sub> and Pd/C or ammonium formate and Pd/C in solvents such as ethanol or ethyl acetate or the like, to give 4-methyl-piperazine-2-carboxylic acid methyl ester. Reduction of the methyl ester can be accomplished using standard conditions including, but not limited, to treatment with reducing agents such as lithium aluminum hydride or diisobutylaluminum hydride or the like, in solvents such as THF or diethyl ether or the like, to afford (4-methyl-piperazin-2-yl)-methanol.



Scheme 11





Scheme 12

25 **[0050]** Compounds of formulas XXIV and XXVII may be prepared from compounds of formula II using conventional methods of amide bond formation, as described for the preparation of compounds of formula III from compounds of formula II, by condensing the appropriate carboxylic acid of formula II with an amine component such as those described in Scheme 10. Schemes 11 and 12 illustrate non-limiting methods for providing the substituted rings, such as the substituted piperazines shown in compounds XXVI and XXIX. For Scheme 11, hydrolysis of the ester can be accomplished using standard methods for ester hydrolysis, for example upon treatment with aqueous acid or base, if necessary at elevated temperature. Compounds of formula XXVI where Y is nitrogen can be prepared using conventional methods of amide bond formation, as described for the preparation of compounds of formula III from compounds of formula II, by condensing the appropriate carboxylic acid of formula XXV with a suitable amine component. Compounds of formula XXVI where Y is oxygen can be prepared using conventional methods of ester formation such as, but not limited to, conversion to the acid chloride using reagents such as oxalyl chloride, or the like, followed by treatment with an appropriate alcohol. For Scheme 12, compounds of formula XXVIII can be prepared from compounds of formula XXVII using conventional methods such as, but not limited to, treatment with triphenylphosphine and carbon tetrabromide, thionyl bromide or HBr. Compounds of formula XXVIII may be treated with alcohols or amines to afford compounds of formula XXIX where Y is oxygen or nitrogen respectively, possibly in the presence of a suitable base such as, but not limited to, cesium carbonate or triethylamine.

30

35

40

## D. Uses

45 **[0051]** According to the invention, the disclosed compounds and compositions are useful for the amelioration of symptoms associated with, the treatment of, and the prevention of, the following conditions and diseases: inflammatory disorders, asthma, atherosclerosis, psoriasis, rheumatoid arthritis, ulcerative colitis, Crohn's disease, inflammatory bowel disease, multiple sclerosis, allergic disorders, dermatological disorders, autoimmune disease, lymphatic disorders, and immunodeficiency disorders. The disclosed compounds may also be useful as adjuvants in chemotherapy or in the treatment of itchy skin. The invention also features pharmaceutical compositions that include, without limitation, one or more of the disclosed compounds, and pharmaceutically acceptable carrier or excipient.

50

**[0052]** Aspects of the invention include (a) a pharmaceutical composition comprising a compound of formula (I) or (Ib), or one or more preferred compounds as described herein, and a pharmaceutically acceptable carrier; (b) a packaged drug comprising (1) a pharmaceutical composition comprising a compound of claim 1, 2, or 3 and a pharmaceutically acceptable carrier, and (2) instructions for the administration of said composition for the treatment or prevention of an H<sub>4</sub>-mediated disease or condition.

55

**[0053]** The invention also provides compounds for use in a method for treating an H<sub>4</sub>-mediated condition in a patient, said method comprising administering to the patient a pharmaceutically effective amount of a composition comprising a compound of formula (I) or (Ib) or other disclosed or preferred compounds. For example, the invention features

compounds for use in a method for treating an H<sub>4</sub> mediated condition in a patient, said method comprising administering to the patient a pharmaceutical effective H<sub>4</sub>-antagonizing amount of a composition comprising a compound of formula (I) or (Ib) or other disclosed or preferred compounds.

[0054] The effect of an antagonist may also be produced by an inverse agonist.

[0055] Inverse agonism describes the property of a compound to actively turn off a receptor that displays constitutive activity. Constitutive activity can be identified in cells that have been forced to over-express the human H<sub>4</sub> receptor.

[0056] Constitutive activity can be measured by examining cAMP levels or by measuring a reporter gene sensitive to cAMP levels after a treatment with a cAMP-stimulating agent such as forskolin. Cells that over-express H<sub>4</sub> receptors will display lower cAMP levels after forskolin treatment than non-expressing cells. Compounds that behave as H<sub>4</sub> agonists will dose-dependently lower forskolin-stimulated cAMP levels in H<sub>4</sub>-expressing cells. Compounds that behave as inverse H<sub>4</sub> agonists will dose-dependently stimulate cAMP levels in H<sub>4</sub>-expressing cells. Compounds that behave as H<sub>4</sub> antagonists will block either H<sub>4</sub> agonist-induced inhibition of cAMP or inverse H<sub>4</sub> agonist-induced increases in cAMP.

[0057] Further embodiments of the invention include disclosed compounds that are inhibitors of a mammalian histamine H<sub>4</sub> receptor function, inhibitors of inflammation or inflammatory responses *in vivo* or *in vitro*, modulators of the expression of a mammalian histamine H<sub>4</sub> receptor protein, inhibitors of polymorphonuclear leukocyte activation *in vivo* or *in vitro*, or combinations of the above, and corresponding methods of treatment, prophylaxis, and diagnosis comprising the use of a disclosed compound.

### 1. Dosages

[0058] Those skilled in the art will be able to determine, according to known methods, the appropriate dosage for a patient, taking into account factors such as age, weight, general health, the type of symptoms requiring treatment, and the presence of other medications. In general, an effective amount will be between 0.01 and 1000 mg/kg per day, preferably between 0.5 and 300 mg/kg body weight, and daily dosages will be between 10 and 5000 mg for an adult subject of normal weight. Capsules, tablets or other formulations (such as liquids and film-coated tablets) may be of between 0.5 and 200 mg, such as 1, 3, 5, 10, 15, 25, 35, 50 mg, 60 mg, and 100 mg and can be administered according to the disclosed methods.

### 2. Formulations

[0059] Dosage unit forms include tablets, capsules, pills, powders, granules, aqueous and nonaqueous oral solutions and suspensions, and parenteral solutions packaged in containers adapted for subdivision into individual doses. Dosage unit forms can also be adapted for various methods of administration, including controlled release formulations, such as subcutaneous implants. Administration methods include oral, rectal, parenteral (intravenous, intramuscular, subcutaneous), intracisternal, intravaginal, intraperitoneal, intravesical, local (drops, powders, ointments, gels or cream), and by inhalation (a buccal or nasal spray).

[0060] Parenteral formulations include pharmaceutically acceptable aqueous or nonaqueous solutions, dispersion, suspensions, emulsions, and sterile powders for the preparation thereof. Examples of carriers include water, ethanol, polyols (propylene glycol, polyethylene glycol), vegetable oils, and injectable organic esters such as ethyl oleate. Fluidity can be maintained by the use of a coating such as lecithin, a surfactant, or maintaining appropriate particle size. Carriers for solid dosage forms include (a) fillers or extenders, (b) binders, (c) humectants, (d) disintegrating agents, (e) solution retarders, (f) absorption accelerators, (g) adsorbants, (h) lubricants, (i) buffering agents, and (j) propellants.

[0061] Compositions may also contain adjuvants such as preserving, wetting, emulsifying, and dispensing agents; antimicrobial agents such as parabens, chlorobutanol, phenol, and sorbic acid; isotonic agents such as a sugar or sodium chloride; absorption-prolonging agents such as aluminum monostearate and gelatin; and absorption-enhancing agents.

### 3. Related Compounds

[0062] The invention provides the disclosed compounds and closely related, pharmaceutically acceptable forms of the disclosed compounds, such as salts, esters, amides, hydrates or solvated forms thereof; masked or protected forms; and racemic mixtures, or enantiomerically or optically pure forms.

[0063] Pharmaceutically acceptable salts, esters, and amides include carboxylate salts (e.g., C<sub>1-8</sub> alkyl, cycloalkyl, aryl, heteroaryl, or non-aromatic heterocyclic) amino acid addition salts, esters, and amides that are within a reasonable benefit/risk ratio, pharmacologically effective and suitable for contact with the tissues of patients without undue toxicity, irritation, or allergic response. Representative salts include hydrobromide, hydrochloride, sulfate, bisulfate, nitrate, acetate, oxalate, valerate, oleate, palmitate, stearate, laurate, borate, benzoate, lactate, phosphate, tosylate, citrate, maleate, fumarate, succinate, tartrate, naphthylate, mesylate, glucoheptonate, lactobionate, and laurylsulfonate. These may include alkali metal and alkali earth cations such as sodium, potassium, calcium, and magnesium, as well as non-

toxic ammonium, quaternary ammonium, and amine cations such as tetramethyl ammonium, methylamine, trimethylamine, and ethylamine. See example, S.M. Berge, et al., "Pharmaceutical Salts," J. Pharm. Sci., 1977, 66:1-19, which is incorporated herein by reference. Representative pharmaceutically acceptable amides of the invention include those derived from ammonia, primary C<sub>1-6</sub> alkyl amines and secondary di (C<sub>1-6</sub> alkyl) amines. Secondary amines include 5- or 6-membered heterocyclic or heteroaromatic ring moieties containing at least one nitrogen atom and optionally between 1 and 2 additional heteroatoms. Preferred amides are derived from ammonia, C<sub>1-3</sub> alkyl primary amines, and di (C<sub>1-2</sub> alkyl)amines. Representative pharmaceutically acceptable esters of the invention include C<sub>1-7</sub> alkyl, C<sub>5-7</sub> cycloalkyl, phenyl, and phenyl(C<sub>1-6</sub>)alkyl esters. Preferred esters include methyl esters.

**[0064]** The invention also includes disclosed compounds having one or more functional groups (e.g., hydroxyl, amino, or carboxyl) masked by a protecting group. Some of these masked or protected compounds are pharmaceutically acceptable; others will be useful as intermediates. Synthetic intermediates and processes disclosed herein, and minor modifications thereof, are also within the scope of the invention.

### HYDROXYL PROTECTING GROUPS

**[0065]** Protection for the hydroxyl group includes methyl ethers, substituted methyl ethers, substituted ethyl ethers, substitute benzyl ethers, and silyl ethers.

#### Substituted Methyl Ethers

**[0066]** Examples of substituted methyl ethers include methoxymethyl, methylthiomethyl, *t*-butylthiomethyl, (phenyldimethylsilyl)methoxymethyl, benzyloxymethyl, *p*-methoxybenzyloxymethyl, (4-methoxyphenoxy)methyl, guaiacolmethyl, *t*-butoxymethyl, 4-pentenylloxymethyl, siloxymethyl, 2-methoxyethoxymethyl, 2,2,2-trichloroethoxymethyl, bis(2-chloroethoxy)methyl, 2-(trimethylsilyl)ethoxymethyl, tetrahydropyranyl, 3-bromotetrahydropyranyl, tetrahydrothiopyranyl, 1-methoxycyclohexyl, 4-methoxytetrahydropyranyl, 4-methoxytetrahydrothiopyranyl, 4-methoxytetrahydrothiopyranyl S,S-dioxido, 1-[(2-chloro-4-methyl)phenyl]-4-methoxypiperidin-4-yl, 1,4-dioxan-2-yl, tetrahydrofuranyl, tetrahydrothiofuranyl and 2,3,3a,4,5,6,7,7a-octahydro-7,8,8-trimethyl-4,7-methanobenzofuran-2-yl.

#### Substituted Ethyl Ethers

**[0067]** Examples of substituted ethyl ethers include 1-ethoxyethyl, 1-(2-chloroethoxy)ethyl, 1-methyl-1-methoxyethyl, 1-methyl-1-benzyloxyethyl, 1-methyl-1-benzyloxy-2-fluoroethyl, 2,2,2-trichloroethyl, 2-trimethylsilylethyl, 2-(phenylselenyl)ethyl, *t*-butyl, allyl, *p*-chlorophenyl, *p*-methoxyphenyl, 2,4-dinitrophenyl, and benzyl.

#### Substituted Benzyl Ethers

**[0068]** Examples of substituted benzyl ethers include *p*-methoxybenzyl, 3,4-dimethoxybenzyl, *o*-nitrobenzyl, *p*-nitrobenzyl, *p*-halobenzyl, 2,6-dichlorobenzyl, *p*-cyanobenzyl, *p*-phenylbenzyl, 2- and 4-picolyl, 3-methyl-2-picolyl N-oxido, diphenylmethyl, *p*, *p*'-dinitrobenzhydryl, 5-dibenzosuberlyl, triphenylmethyl,  $\alpha$ -naphthyldiphenylmethyl, *p*-methoxyphenyldiphenylmethyl, di(*p*-methoxyphenyl)phenylmethyl, tri(*p*-methoxyphenyl)methyl, 4-(4'-bromophenacyloxy)phenyldiphenylmethyl, 4,4',4"-tris(4,5-dichlorophthalimidophenyl)methyl, 4,4',4"-tris(levulinoyloxyphenyl)methyl, 4,4',4"-tris(benzoyloxyphenyl)methyl, 3-(imidazol-1-ylmethyl)bis(4',4"-dimethoxyphenyl)methyl, 1,1-bis(4-methoxyphenyl)-1'-pyrenylmethyl, 9-anthryl, 9-(9-phenyl)xanthenyl, 9-(9-phenyl-10-oxo)anthryl, 1,3-benzodithiolan-2-yl, and benzisothiazolyl S,S-dioxido.

#### Silyl Ethers

**[0069]** Examples of silyl ethers include trimethylsilyl, triethylsilyl, triisopropylsilyl, dimethylisopropylsilyl, diethylisopropylsilyl, dimethylhexylsilyl, *t*-butyldimethylsilyl, *t*-butyldiphenylsilyl, tribenzylsilyl, tri-*p*-xylylsilyl, triphenylsilyl, diphenylmethylsilyl, and *t*-butylmethoxyphenylsilyl.

#### Esters

**[0070]** In addition to ethers, a hydroxyl group may be protected as an ester. Examples of esters include formate, benzoylformate, acetate, chloroacetate, dichloroacetate, trichloroacetate, trifluoroacetate, methoxyacetate, triphenylmethoxyacetate, phenoxyacetate, *p*-chlorophenoxyacetate, *p*-*P*-phenylacetate, 3-phenylpropionate, 4-oxopentanoate(levulinate), 4,4-(ethylenedithio)pentanoate, pivaloate, adamantoate, crotonate, 4-methoxycrotonate, benzoate, *p*-phenylbenzoate, 2,4,6-trimethylbenzoate(mesitoate)

Carbonates

**[0071]** Examples of carbonates include methyl, 9-fluorenylmethyl, ethyl, 2,2,2-trichloroethyl, 2-(trimethylsilyl)ethyl, 2-(phenylsulfonyl)ethyl, 2-(triphenylphosphonio)ethyl, isobutyl, vinyl, allyl, *p*-nitrophenyl, benzyl, *p*-methoxybenzyl, 3,4-dimethoxybenzyl, *o*-nitrobenzyl, *p*-nitrobenzyl, *S*-benzyl thiocarbonate, 4-ethoxy-1-naphthyl, and methyl dithiocarbonate.

Assisted Cleavage

**[0072]** Examples of assisted cleavage include 2-iodobenzoate, 4-azidobutyrate, 4-nitro-4-methylpentanoate, *o*-(dibromomethyl)benzoate, 2-formylbenzenesulfonate, 2-(methylthiomethoxy)ethyl carbonate, 4-(methylthiomethoxy)butyrate, and 2-(methylthiomethoxymethyl)benzoate.

Miscellaneous Esters

**[0073]** Examples of miscellaneous esters include 2,6-dichloro-4-methylphenoxyacetate, 2,6-dichloro-4-(1,1,3,3-tetramethylbutyl)phenoxyacetate, 2,4-bis(1,1-dimethylpropyl)phenoxyacetate, chlorodiphenylacetate, isobutyrate, monosuccinoate, (*E*)-2-methyl-2-butenolate(tigloate), *o*-(methoxycarbonyl)benzoate, *p*-*P*-benzoate,  $\alpha$ -naphthoate, nitrate, alkyl *N,N,N',N'*-tetramethylphosphorodiamidate, *N*-phenylcarbamate, borate, dimethylphosphinothioyl, and 2,4-dinitrophenylsulfenate

Sulfonates

**[0074]** Examples of sulfonates include sulfate, methanesulfonate(mesyate), benzyisulfonate, and tosylate.

PROTECTION FOR 1,2- AND 1,3-DIOLSCyclic Acetals and Ketals

**[0075]** Examples of cyclic acetals and ketals include methylene, ethylidene, 1-*t*-butylethylidene, 1-phenylethylidene, (4-methoxyphenyl)ethylidene, 2,2,2-trichloroethylidene, acetonide (isopropylidene), cyclopentylidene, cyclohexylidene, cycloheptylidene, benzylidene, *p*-methoxybenzylidene, 2,4-dimethoxybenzylidene, 3,4-dimethoxybenzylidene, and 2-nitrobenzylidene.

Cyclic Ortho Esters

**[0076]** Examples of cyclic ortho esters include methoxymethylene, ethoxymethylene, dimethoxymethylene, 1-methoxyethylidene, 1-ethoxyethylidene, 1,2-dimethoxyethylidene,  $\alpha$ -methoxybenzylidene, 1-(*N,N*-dimethylamino)ethylidene derivative,  $\alpha$ -(*N,N*-dimethylamino)benzylidene derivative, and 2-oxacyclopentylidene.

Silyl Derivatives

**[0077]** Examples of silyl derivatives include di- *t*-butylsilylene group, and 1,3-(1,1,3,3-tetraisopropylidisiloxanylidene) derivative.

AMINO PROTECTING GROUPS

**[0078]** Protection for the amino group includes carbamates, amides, and special -NH protective groups.

**[0079]** Examples of carbamates include methyl and ethyl carbamates, substituted ethyl carbamates, assisted cleavage carbamates, photolytic cleavage carbamates, urea-type derivatives, and miscellaneous carbamates.

Carbamates

**[0080]** Examples of methyl and ethyl carbamates include methyl and ethyl, 9-fluorenylmethyl, 9-(2-sulfo)fluorenylmethyl, 9-(2,7-dibromo)fluorenylmethyl, 2,7-di-*t*-butyl-[9-(10,10-dioxo-10,10,10,10-tetrahydrothioxanthyl)]methyl, and 4-methoxyphenacyl.

Substituted Ethyl

**[0081]** Examples of substituted ethyl carbamates include 2,2,2-trichloroethyl, 2-trimethylsilylethyl, 2-phenylethyl, 1-(1-adamantyl)-1-methylethyl, 1,1-dimethyl-2-haloethyl, 1,1-dimethyl-2,2-dibromoethyl, 1,1-dimethyl-2,2,2-trichloroethyl, 1-methyl-1-(4-biphenyl)ethyl, 1-(3,5-di-*t*-butylphenyl)-1-methylethyl, 2-(2'- and 4'-pyridyl)ethyl, 2-(N,N-dicyclohexylcarboxamido)ethyl, *t*-butyl, 1-adamantyl, vinyl, allyl, 1-isopropylallyl, cinnamyl, 4-nitrocinnamyl, 8-quinolyl, N-hydroxypiperidinyl, alkylidithio, benzyl, *p*-methoxybenzyl, *p*-nitrobenzyl, *p*-bromobenzyl, *p*-chlorobenzyl, 2,4-dichlorobenzyl, 4-methylsulfinylbenzyl, 9-anthrylmethyl and diphenylmethyl.

Assisted Cleavage

**[0082]** Examples of assisted cleavage include 2-methylthioethyl, 2-methylsulfonylethyl, 2-(*p*-toluenesulfonyl)ethyl, [2-(1,3-dithianyl)]methyl, 4-methylthiophenyl, 2,4-dimethylthiophenyl, 2-phosphonioethyl, 2-triphenylphosphonioisopropyl, 1,1-dimethyl-2-cyanoethyl, *m*-chloro-*p*-acyloxybenzyl, *p*-(dihydroxyboryl)benzyl, 5-benzisoxazolymethyl, and 2-(trifluoromethyl)-6-chromonylmethyl.

Photolytic Cleavage

**[0083]** Examples of photolytic cleavage include *m*-nitrophenyl, 3,5-dimethoxybenzyl, *o*-nitrobenzyl, 3,4-dimethoxy-6-nitrobenzyl, and phenyl(*o*-nitrophenyl)methyl.

Urea-Type Derivatives

**[0084]** Examples of urea-type derivatives include phenothiazinyl-(10)-carbonyl derivative, N' -*p*-toluenesulfonylamino carbonyl, and N'-phenylaminothiocarbonyl.

Miscellaneous Carbamates

**[0085]** Examples of miscellaneous carbamates include *t*-amyl, S-benzyl thiocarbamate, *p*-cyanobenzyl, cyclobutyl, cyclohexyl, cyclopentyl, cyclopropylmethyl, *p*-decyloxybenzyl, diisopropylmethyl, 2,2-dimethoxycarbonylvinyl, *o*-(N,N-dimethylcarboxamido)benzyl, 1,1-dimethyl-3-(N,N-dimethylcarboxamido)propyl, 1,1-dimethylpropynyl, di(2-pyridyl)methyl, 2-furanylmethyl, 2-iodoethyl, isobornyl, isobutyl, isonicotinyl, *p*-(*p*'-methoxyphenylazo)benzyl, 1-methylcyclobutyl, 1-methylcyclohexyl, 1-methyl-1-cyclopropylmethyl, 1-methyl-1-(3,5-dimethoxyphenyl)ethyl, 1-methyl-1-(*p*-phenylazophenyl)ethyl, 1-methyl-1-phenylethyl, 1-methyl-1-(4-pyridyl)ethyl, phenyl, *p*-(phenylazo)benzyl, 2,4,6-tri-*t*-butylphenyl, 4-(trimethylammonium)benzyl, and 2,4,6-trimethylbenzyl.

Examples of amides include:

Amides

**[0086]** N-formyl, N-acetyl, N-chloroacetyl, N-trichloroacetyl, N-trifluoroacetyl, N-phenylacetyl, N-3-phenylpropionyl, N-picolinoyl, N-3-pyridylcarboxamide, N-benzoylphenylalanyl derivative, N-benzoyl, N-*p*-phenylbenzoyl.

Assisted Cleavage

**[0087]** N-*o*-nitrophenylacetyl, N-*o*-nitrophenoxyacetyl, N-acetoacetyl, (N'-dithiobenzoyloxycarbonylamino)acetyl, N-3-(*p*-hydroxyphenyl)propionyl, N-3-(*o*-nitrophenyl)propionyl, N-2-methyl-2-(*o*-nitrophenoxy)propionyl, N-2-methyl-2-(*o*-phenylazophenoxy)propionyl, N-4-chlorobutyryl, N-3-methyl-3-nitrobutyryl, N-*o*-nitrocinnamoyl, N-acetylmethionine derivative, N-*o*-nitrobenzoyl, N-*o*-(benzoyloxymethyl)benzoyl, and 4,5-diphenyl-3-oxazolin-2-one.

Cyclic Imide Derivatives

**[0088]** N-phthalimide, N-dithiasuccinoyl, N-2,3-diphenylmaleoyl, N-2,5-dimethylpyrrolyl, N-1,1,4,4-tetramethyldisilylazacyclopentane adduct, 5-substituted 1,3-dimethyl-1,3,5-triazacyclohexan-2-one, 5-substituted 1,3-dibenzyl-1,3,5-triazacyclohexan-2-one, and 1-substituted 3,5-dinitro-4-pyridonyl.

Examples of special NH protective groups include

N-Alkyl and N-Aryl Amines

5 **[0089]** N-methyl, N-allyl, N-[2-(trimethylsilyl)ethoxy]methyl, N-3-acetoxypropyl, N-(1-isopropyl-4-nitro-2-oxo-3-pyrro-  
lin-3-yl), quaternary ammonium salts, N-benzyl, N-di(4-methoxyphenyl)methyl, N-5-dibenzosuberyl, N-triphenylmethyl,  
N-(4-methoxyphenyl)diphenylmethyl, N-9-phenylfluorenyl, N-2,7-dichloro-9-fluorenylmethylene, N-ferrocenylmethyl,  
and N-2-picolyamine N'-oxide.

10 Imine Derivatives

**[0090]** N-1,1-dimethylthiomethylene, N-benzylidene, N-*p*-methoxybenzylidene, N-diphenylmethylene, N-[(2-pyri-  
dil)mesityl]methylene, and N-(N',N'-dimethylaminomethylene).

15 PROTECTION FOR THE CARBONYL GROUP

Acyclic Acetals and Ketals

20 **[0091]** Examples of acyclic acetals and ketals include dimethyl, bis(2,2,2-trichloroethyl), dibenzyl, bis(2-nitrobenzyl)  
and diacetyl.

Cyclic Acetals and Ketals

25 **[0092]** Examples of cyclic acetals and ketals include 1,3-dioxanes, 5-methylene-1,3-dioxane, 5,5-dibromo-1,3-diox-  
ane, 5-(2-pyridyl)-1,3-dioxane, 1,3-dioxolanes, 4-bromomethyl-1,3-dioxolane, 4-(3-butenyl)-1,3-dioxolane, 4-phenyl-  
1,3-dioxolane, 4-(2-nitrophenyl)-1,3-dioxolane, 4,5-dimethoxymethyl-1,3-dioxolane, O,O'-phenylenedioxy and 1,5-dihy-  
dro-3H-2,4-benzodioxepin.

30 Acyclic Dithio Acetals and Ketals

**[0093]** Examples of acyclic dithio acetals and ketals include S,S'-dimethyl, S,S'-diethyl, S,S'-dipropyl, S,S'-dibutyl,  
S,S'-dipentyl, S,S'-diphenyl, S,S'-dibenzyl and S,S'-diacetyl.

35 Cyclic Dithio Acetals and Ketals

**[0094]** Examples of cyclic dithio acetals and ketals include 1,3-dithiane, 1,3-dithiolane and 1,5-dihydro-3H-2,4-ben-  
zodithiepin.

40 Acyclic Monothio Acetals and Ketals

**[0095]** Examples of acyclic monothio acetals and ketals include O-trimethylsilyl-S-alkyl, O-methyl-S-alkyl or -S-phenyl  
and O-methyl-S-2-(methylthio)ethyl.

45 Cyclic Monothio Acetals and Ketals

**[0096]** Examples of cyclic monothio acetals and ketals include 1,3-oxathiolanes.

MISCELLANEOUS DERIVATIVES

50 O-Substituted Cyanohydrins

**[0097]** Examples of O-substituted cyanohydrins include O-acetyl, O-trimethylsilyl, O-1-ethoxyethyl and O-tetrahydro-  
pyranyl.

55 Substituted Hydrazones

**[0098]** Examples of substituted hydrazones include N,N-dimethyl and 2,4-dinitrophenyl.

Oxime Derivatives

**[0099]** Examples of oxime derivatives include *O*-methyl, *O*-benzyl and *O*-phenylthiomethyl.

5 IminesSubstituted Methylene Derivatives, Cyclic Derivatives

10 **[0100]** Examples of substituted methylene and cyclic derivatives include oxazolidines, 1-methyl-2-(1'-hydroxyalkyl)imidazoles, *N,N'*-dimethylimidazolidines, 2,3-dihydro-1,3-benzothiazoles, diethylamine adducts, and methylaluminum bis(2,6-di-*t*-butyl-4-methylphenoxide)(MAD)complex.

MONOPROTECTION OF DICARBONYL COMPOUNDS15 Selective Protection Of  $\alpha$ -and  $\beta$ -Diketones

**[0101]** Examples of selective protection of  $\alpha$ -and  $\beta$ -diketones include enamines, enol acetates, enol ethers, methyl, ethyl, *i*-butyl, piperidinyl, morpholinyl, 4-methyl-1,3-dioxolanyl, pyrrolidinyl, benzyl, *S*-butyl, and trimethylsilyl.

20 Cyclic Ketals, Monothio and Dithio Ketals

**[0102]** Examples of cyclic ketals, monothio and dithio ketals include bismethylenedioxy derivatives and tetramethyl-bismethylenedioxy derivatives.

25 PROTECTION FOR THE CARBOXYL GROUPEstersSubstituted Methyl Esters

30 **[0103]** Examples of substituted methyl esters include 9-fluorenylmethyl, methoxymethyl, methylthiomethyl, tetrahydropyranyl, tetrahydrofuranyl, methoxyethoxymethyl, 2-(trimethylsilyl)ethoxymethyl, benzyloxymethyl, phenacyl, *p*-bromophenacyl,  $\alpha$ -methylphenacyl, *p*-methoxyphenacyl, carboxamidomethyl, and *N*-phthalimidomethyl.

35 2-Substituted Ethyl Esters

40 **[0104]** Examples of 2-substituted ethyl esters include 2,2,2-trichloroethyl, 2-haloethyl,  $\omega$ -chloroalkyl, 2-(trimethylsilyl)ethyl, 2-methylthioethyl, 1,3-dithianyl-2-methyl, 2-(*p*-nitrophenylsulfenyl)ethyl, 2-(*p*-toluenesulfonyl)ethyl, 2-(2'-pyridyl)ethyl, 2-(diphenylphosphino)ethyl, 1-methyl-1-phenylethyl, *t*-butyl, cyclopentyl, cyclohexyl, allyl, 3-buten-1-yl, 4-(trimethylsilyl)-2-buten-1-yl, cinnamyl,  $\alpha$ -methylcinnamyl, phenyl, *p*-(methylmercapto)phenyl and benzyl.

Substituted Benzyl Esters

45 **[0105]** Examples of substituted benzyl esters include triphenylmethyl, diphenylmethyl, bis(*o*-nitrophenyl)methyl, 9-anthrylmethyl, 2-(9,10-dioxo)anthrylmethyl, 5-dibenzosuberyl, 1-pyrenylmethyl, 2-(trifluoromethyl)-6-chromylmethyl, 2,4,6-trimethylbenzyl, *p*-bromobenzyl, *o*-nitrobenzyl, *p*-nitrobenzyl, *p*-methoxybenzyl, 2,6-dimethoxybenzyl, 4-(methylsulfinyl)benzyl, 4-sulfobenzyl, piperonyl, 4-picolyl and *p*-P-benzyl.

Silyl Esters

50 **[0106]** Examples of silyl esters include trimethylsilyl, triethylsilyl, *t*-butyldimethylsilyl, *i*-propyldimethylsilyl, phenyldimethylsilyl and di-*t*-butylmethylsilyl.

Activated Esters

55 **[0107]** Examples of activated esters include thiols.

Miscellaneous Derivatives

**[0108]** Examples of miscellaneous derivatives include oxazoles, 2-alkyl-1,3-oxazolines, 4-alkyl-5-oxo-1,3-oxazolidines, 5-alkyl-4-oxo-1,3-dioxolanes, ortho esters, phenyl group and pentaaminocobalt(III) complex.

Stannyl Esters

**[0109]** Examples of stannyl esters include triethylstannyl and tri-n-butylstannyl.

Amides

**[0110]** Examples of amides include N,N-dimethyl, pyrrolidinyl, piperidinyl, 5,6-dihydrophenanthridinyl, o-nitroanilides, N-7-nitroindolyl, N-8-Nitro-1,2,3,4-tetrahydroquinolyl, and *p*-P-benzenesulfonamides.

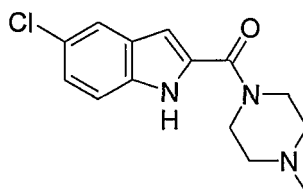
Hydrazides

**[0111]** Examples of hydrazides include N-phenyl and N,N'-diisopropyl.

## E. Chemical Examples

## EXAMPLE 1

$K_i = 0.005 \mu\text{M}$

**[0112]**

(5-Chloro-1 H-indol-2-yl)-(4-methyl-piperazin-1-yl)-methanone

**[0113]** A mixture of 5-chloroindole-2-carboxylic acid (0.234 g), HATU (0.569 g), HOAT (0.203 g) and N, N-diisopropylethylamine (0.191 mL) in DMF (0.6 mL) was treated with N-methylpiperazine (0.1 mL) stirred at ambient temperature for 48 h then concentrated under reduced pressure. The residue was dissolved in ethyl acetate, washed with 1 M hydrochloric acid, saturated sodium hydrogen carbonate solution and then brine, dried over sodium sulfate, filtered, and concentrated under reduced pressure. The residue was purified via silica gel chromatography (3-10% 2 M ammonia in methanol/dichloromethane) to give the title compound (0.18 g).  $^1\text{H}$  NMR (400 MHz,  $\text{CDCl}_3$ ):  $\delta$  9.60 (br s, 1 H), 7.65 (d,  $J = 1.5$  Hz, 1 H), 7.40 (d,  $J = 8.6$  Hz, 1 H), 7.29 (d,  $J = 2.0$  Hz, 1 H), 7.26 (d, 1.8 Hz, 1 H), 6.76 (d,  $J = 1.5$  Hz, 1 H), 4.0 (br m, 4H), 2.56 (t,  $J = 5.1$  Hz, 4H), 2.41 (s, 3H). Analysis: Calc'd for  $\text{C}_{14}\text{H}_{16}\text{ClN}_3\text{O}$ ; C, 60.54; H, 5.81; N, 15.13; Found: C, 59.99; H, 5.94; N, 18.87.

**[0114]** The title compounds of the following examples (2-14) were prepared according to the general procedure of Scheme 1, as indicated for Example 1.

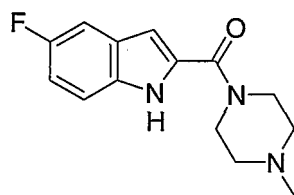
## EXAMPLE 2

$K_i = 0.018 \mu\text{M}$

**[0115]**



EP 1 373 204 B1



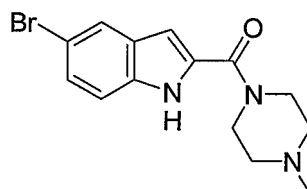
10 (5-Fluoro-1H-indol-2-yl)-(4-methyl-piperazin-1-yl)-methanone

**[0116]** <sup>1</sup>H NMR (400 MHz, CDCl<sub>3</sub>): δ 9.70 (br s, 1 H), 7.33 (m, 2H), 7.09-6.98 (m, 1 H), 6.75 (m, 1H), 3.97 (br m, 4H), 2.53 (dm, J = 4.7 Hz, 4H), 2.38 (s, 3H).

15 EXAMPLE 3

K<sub>i</sub> = 0.008 μM

**[0117]**



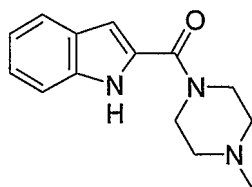
25 (5-Bromo-1H-indol-2-yl)-(4-methyl-piperazin-1-yl)-methanone

30 **[0118]** <sup>1</sup>H NMR (400 MHz, CDCl<sub>3</sub>): δ 9.65 (br s, 1 H), 7.78 (d, J = 1.0 Hz, 1 H), 7.40-7.26 (m, 2H), 6.73 (d, J = 2.3 Hz, 1 H), 3.97 (br m, 4H), 2.53 (t, J = 5.1 Hz, 4H), 2.37 (s, 3H).

35 EXAMPLE 4

K<sub>i</sub> = 0.117 μM

**[0119]**



45 (1H-Indol-2-yl)-(4-methyl-piperazin-1-yl)-methanone

50 **[0120]** <sup>1</sup>H NMR (400 MHz, CDCl<sub>3</sub>/CD<sub>3</sub>OD): δ 7.63-7.56 (m, 1 H), 7.40 (dt, J = 1.0, 8.3 Hz, 1 H), 7.26-7.20 (m, 1 H), 7.11-7.05 (m, 1 H), 6.99 (d, J = 0.8 Hz), 6.72 (d, J = 0.8 Hz), 3.88 (br m, 4H), 2.48 (t, J = 5.1 Hz, 4H), 2.31 (s, 3H).

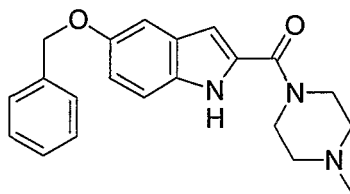
55 EXAMPLE 5

K<sub>i</sub> = 7 μM

**[0121]**

EP 1 373 204 B1

5



(5-Benzyloxy-1H-indol-2-yl)-(4-methyl-piperazin-1-yl)-methanone

10

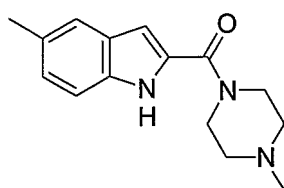
EXAMPLE 6

$K_i = 0.011 \mu\text{M}$

15

[0122]

20



25

(5-Methyl-1H-indol-2-yl)-(4-methyl-piperazin-1-yl)-methanone

[0123]  $^1\text{H NMR}$  (400 MHz,  $\text{CDCl}_3$ ):  $\delta$  8.91 (br s, 1 H), 7.34 (dm,  $J = 0.7$  Hz, 1 H), 7.24 (d,  $J = 8.3$  Hz, 1 H), 7.04 (dd,  $J = 8.3, 1.3$  Hz, 1 H), 6.62 (dd,  $J = 2.0, 0.8$  Hz, 1 H), 3.88 (br m, 4H), 2.44 (t,  $J = 4.0$  Hz, 4H), 2.37 (s, 3H), 2.29 (s, 3H).

30

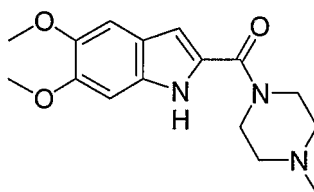
EXAMPLE 7

$K_i = 10 \mu\text{M}$

35

[0124]

40



45

(5,6-Dimethoxy-1H-indol-2-yl)-(4-methyl-piperazin-1-yl)-methanone

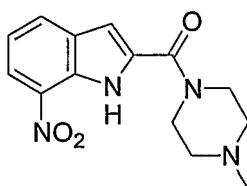
EXAMPLE 8

$K_i = 2 \mu\text{M}$

50

[0125]

55



EP 1 373 204 B1

(4-Methyl-piperazin-1-yl)-(7-nitro-1H-indol-2-yl)-methanone

[0126] <sup>1</sup>H NMR (400 MHz, CDCl<sub>3</sub>): δ 10.46 (br s, 1 H), 8.29 (d, 1 H), 8.06 (d, 1 H), 7.34 (m, 1 H), (t, 1 H), 3.94 (br m, 4H), 2.54 (t, 4H), 2.40 (s, 3H).

5

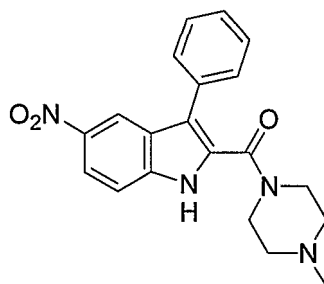
EXAMPLE 9

K<sub>i</sub> = 10 μM

10

[0127]

15



20

(4-Methyl-piperazin-1-yl)-(5-nitro-3-phenyl-1H-indol-2-yl)-methanone

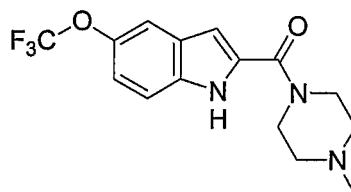
25

EXAMPLE 10

K<sub>i</sub> = 1.7 μM

30

[0128]



35

(4-Methyl-piperazin-1-yl)-(5-trifluoromethoxy-1H-indol-2-yl)-methanone

40

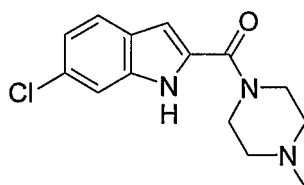
EXAMPLE 11

K<sub>i</sub> = 0.124 μM

45

[0129]

50



55

(6-Chloro-1H-indol-2-yl)-(4-methyl-piperazin-1-yl)-methanone

[0130] <sup>1</sup>H NMR (400 MHz, CDCl<sub>3</sub>): δ 10.14 (br s, 1H), δ 7.55 (d, J = 8.3 Hz, 1H), 7.44 (t, J = 1.0 Hz, 1H), 7.10 (dd, J = 8.3, 1.8 Hz, 1H), 6.76 (dd, J = 2.3, 1.0 Hz, 1H), 4.00 (br m, 4H), 2.54 (t, J = 5.1 Hz, 4H), 2.38 (s, 3H). MS: exact mass

## EP 1 373 204 B1

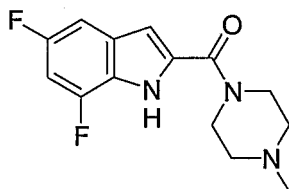
calculated for  $C_{14}H_{16}ClN_3O$ , 277.10; m/z found, 278.1  $[M+H]^+$ .

### EXAMPLE 12

5  $K_i = 0.019 \mu M$

#### [0131]

10



15

(5,7-Difluoro-1H-indol-2-yl)-(4-methyl-piperazin-1-yl)-methanone

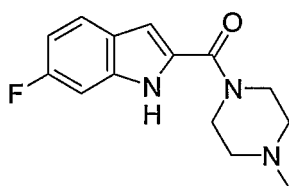
20 **[0132]**  $^1H$  NMR (400 MHz,  $CDCl_3$ ):  $\delta$  9.94 (br s, 1 H), 7.10 (dd,  $J = 8.8, 2.0$  Hz, 1 H), 6.87-6.78 (m, 1 H), 6.77 (t,  $J = 2.8$  Hz, 1 H), 3.97 (br m, 4H), 2.53 (t,  $J = 5.1$  Hz, 4H), 2.37 (s, 3H). MS: exact mass calculated for  $C_{14}H_{15}F_2N_3O$ , 279.12; m/z found, 280  $[M+H]^+$ .

### EXAMPLE 13

25  $K_i = 0.235 \mu M$

#### [0133]

30



35

(6-Fluoro-1H-indol-2-yl)-(4-methyl-piperazin-1-yl)-methanone

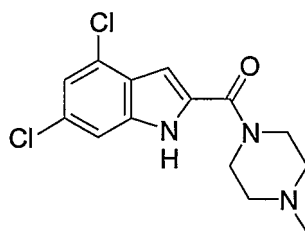
40 **[0134]**  $^1H$  NMR (400 MHz,  $CDCl_3$ ):  $\delta$  9.45 (br s, 1 H), 7.49 (dd,  $J = 8.8, 5.6$  Hz, 1 H), 7.02 (dd,  $J = 9.4, 2.3$  Hz, 1 H), 6.87-6.81 (m, 1 H), 6.69 (dd,  $J = 2.0, 1.0$  Hz, 1 H), 3.89 (br m, 4H), 2.44 (t,  $J = 5.1$  Hz, 4H), 2.88 (s, 3H).

### EXAMPLE 14

45  $K_i = 3 \mu M$

#### [0135]

50



55

## EP 1 373 204 B1

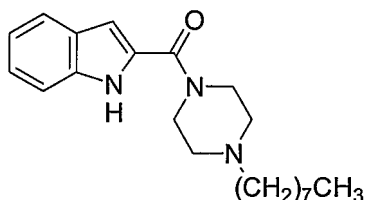
(4,6-Dichloro-1H-indol-2-yl)-(4-methyl-piperazin-1-yl)-methanone

### EXAMPLE 15

5  $K_i = 2 \mu\text{M}$

#### [0136]

10



15

(1H-Indol-2-yl)-(4-octyl-piperazin-1-yl)-methanone

20

[0137] Indole-2-carboxylic acid (0.193 g) in THF (25 mL) was treated with carbonyldiimidazole (0.178 g) and stirred at ambient temperature for 2 h whereupon 1-octyl-piperazine (0.142 g) was added. The mixture was stirred at ambient temperature for 18 h, and the solvent removed under reduced pressure. The residue was dissolved in ethyl acetate and washed with saturated sodium bicarbonate solution, and the organic portion was separated, dried over sodium sulfate and filtered. Solvent was evaporated to afford the title compound (0.28 g).  $^1\text{H NMR}$  (400 MHz,  $\text{CD}_3\text{OD}$ ):  $\delta$  7.50 (d,  $J = 8.0$  Hz, 1H), 7.32 (d,  $J = 8.3$  Hz, 1 H), 7.13 - 7.09 (m, 1 H), 6.98 - 6.94 (m, 1 H), 6.71 (s, 1 H), 3.79 (s, 4H), 2.46 (t,  $J = 4.7$  Hz, 4H), 2.32 (t,  $J = 7.7$  Hz, 2H), 1.46 (br s, 2H), 1.36 - 1.03 (m, 12H), 0.82 - 0.79 (m, 3H).

25

[0138] The title compounds of the following examples (16-38) were prepared according to the general procedure of Scheme 1, as indicated for Example 15.

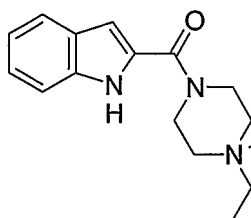
30

### EXAMPLE 16

$K_i = 3 \mu\text{M}$

#### [0139]

35



40

(4-Ethyl-piperazin-1-yl)-(1H-indol-2-yl)-methanone

45

### EXAMPLE 17

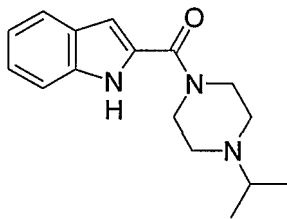
$K_i = 5 \mu\text{M}$

50

#### [0140]

55

5



10 (1H-Indol-2-yl)-(4-isopropyl-piperazin-1-yl)-methanone

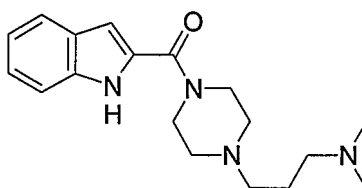
EXAMPLE 18

$K_i = 5 \mu\text{M}$

15

**[0141]**

20



25 [4-(3-Dimethylamino-propyl)-piperazin-1-yl]-(1H-indol-2-yl)-methanone

25

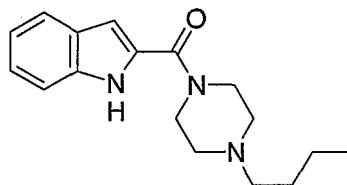
EXAMPLE 19

$K_i = 7 \mu\text{M}$

30

**[0142]**

35



40 (4-Butyl-piperazin-1-yl)-(1H-indol-2-yl)-methanone

40

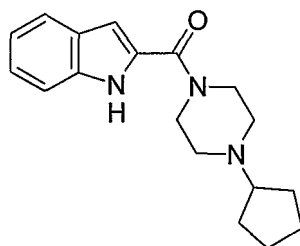
EXAMPLE 20

$K_i = 7 \mu\text{M}$

45

**[0143]**

50



55

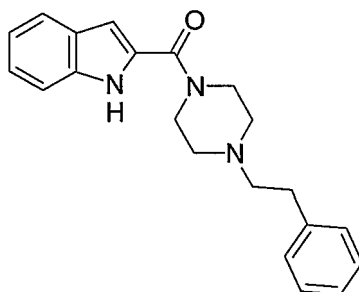
(4-Cyclopentyl-piperazin-1-yl)-(1H-indol-2-yl)-methanone

EXAMPLE 21

5  $K_i = 7 \mu\text{M}$

[0144]

10



15

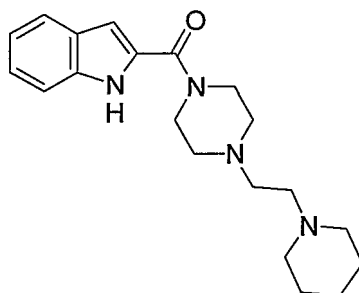
20 (1H-Indol-2-yl)-(4-phenethyl-piperazin-1-yl)-methanone

EXAMPLE 22

25  $K_i = 7 \mu\text{M}$

[0145]

30



35

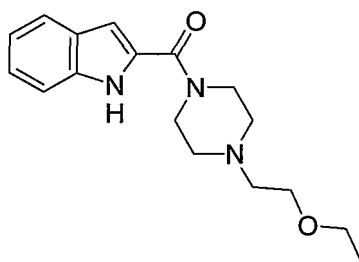
40 (1H-Indol-2-yl)-[4-(2-piperidin-1-yl-ethyl)-piperazin-1-yl]-methanone

EXAMPLE 23

45  $K_i = 8 \mu\text{M}$

[0146]

50



55

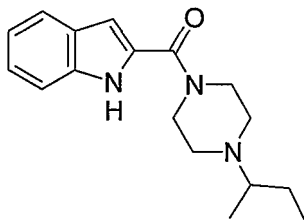
[4-(2-Ethoxy-ethyl)-piperazin-1-yl]-(1H-indol-2-yl)-methanone

EXAMPLE 24

5  $K_i = 8 \mu\text{M}$

[0147]

10



15

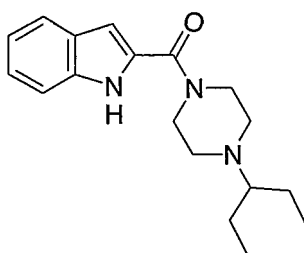
(4-sec-Butyl-piperazin-1-yl)-(1H-indol-2-yl)-methanone

20 EXAMPLE 25

$K_i = 8 \mu\text{M}$

[0148]

25



30

35

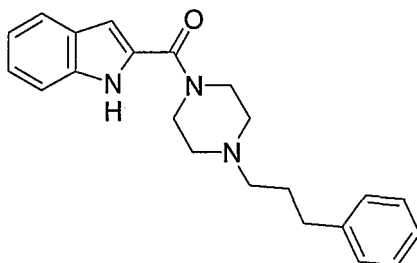
[4-(1-Ethyl-propyl)-piperazin-1-yl]-(1 H-indol-2-yl)-methanone

EXAMPLE 26

40  $K_i = 8 \mu\text{M}$

[0149]

45



50

55



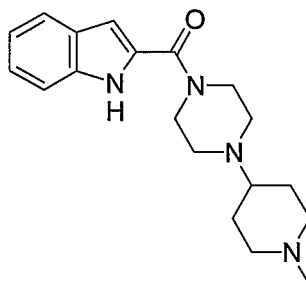
(1H-Indol-2-yl)-[4-(3-phenyl-propyl)-piperazin-1-yl]-methanone

EXAMPLE 27

5  $K_i = 8 \mu\text{M}$

[0150]

10



15

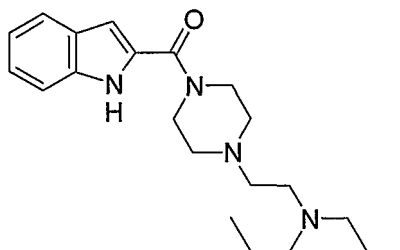
20 (1H-Indol-2-yl)-[4-(1-methyl-piperidin-4-yl)-piperazin-1-yl]-methanone

EXAMPLE 28

25  $K_i = 8 \mu\text{M}$

[0151]

30



35

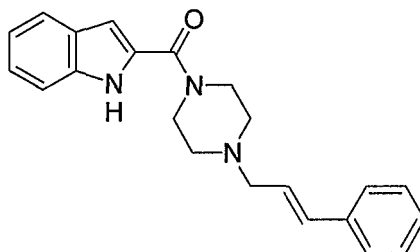
[4-(2-Dipropylamino-ethyl)-piperazin-1-yl]-(1H-indol-2-yl)-methanone

40 EXAMPLE 29

$K_i = 10 \mu\text{M}$

[0152]

45



50

55

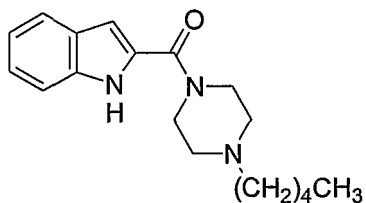
(1H-Indol-2-yl)-[4-(3-phenyl-allyl)-piperazin-1-yl]-methanone

EXAMPLE 30

5  $K_i = 9 \mu\text{M}$

[0153]

10



15

(1H-Indol-2-yl)-(4-pentyl-piperazin-1-yl)-methanone

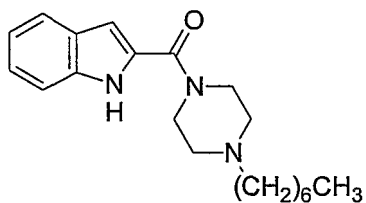
EXAMPLE 31

20

$K_i = 9 \mu\text{M}$

[0154]

25



30

(4-Heptyl-piperazin-1-yl)-(1H-indol-2-yl)-methanone

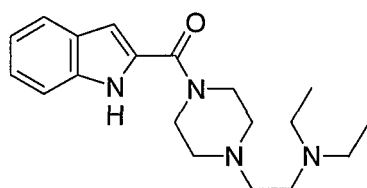
EXAMPLE 32

35

$K_i = 9 \mu\text{M}$

[0155]

40



45

[4-(2-Diethylamino-ethyl)-piperazin-1-yl]-(1H-indol-2-yl)-methanone

EXAMPLE 33

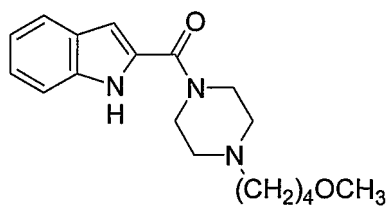
50

$K_i = 9 \mu\text{M}$

[0156]

55

5



(1H-Indol-2-yl)-[4-(4-methoxy-butyl)-piperazin-1-yl]-methanone

10

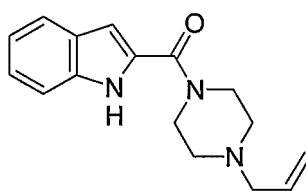
EXAMPLE 34

$K_i = 9 \mu\text{M}$

15

[0157]

20



(4-Allyl-piperazin-1-yl)-(1H-indol-2-yl)-methanone

25

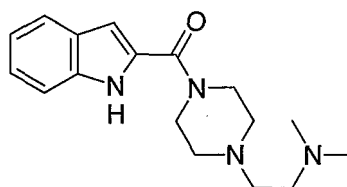
EXAMPLE 35

$K_i = 9 \mu\text{M}$

30

[0158]

35



[4-(2-Dimethylamino-ethyl)-piperazin-1-yl]-(1H-indol-2-yl)-methanone

40

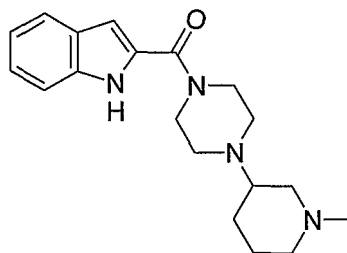
EXAMPLE 36

45

$K_i = 10 \mu\text{M}$

[0159]

50



55

EP 1 373 204 B1

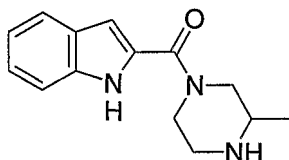
(1H-Indol-2-yl)-[4-(1-methyl-piperidin-3-yl)-piperazin-1-yl]-methanone

EXAMPLE 37

5  $K_i = 0.1 \mu\text{M}$

[0160]

10



15

(1H-Indol-2-yl)-(3-methyl-piperazin-1-yl)-methanone

[0161]  $^1\text{H NMR}$  (400 MHz,  $\text{CDCl}_3$ ):  $\delta$  9.16 (s, 1H), 7.65 (d,  $J = 7.9$  Hz, 1H), 7.42 (d,  $J = 8.3$  Hz, 1 H), 7.30-7.25 (m, 1 H), 7.14 (t,  $J = 7.2$  Hz, 1 H), 6.77 (s, 1 H), 4.59 (m, 2H), 3.10 (m, 1H), 2.94-2.86 (m, 2H), 1.65 (s, 3H), 1.14 (d,  $J = 5.6$  Hz, 3H).

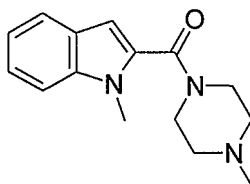
20

EXAMPLE 38

$K_i = 10 \mu\text{M}$

25 [0162]

30



35

(1-Methyl-1H-indol-2-yl)-(4-methyl-piperazin-1-yl)-methanone

[0163]  $^1\text{H NMR}$  (400 MHz,  $\text{CDCl}_3$ ):  $\delta$  7.64 (dt,  $J = 1.0, 7.8$  Hz, 1 H), 7.38 (dd,  $J = 8.3, 0.8$  Hz, 1 H), 7.35-7.32 (m, 1 H), 7.19-7.14 (m, 1 H), 6.62 (d,  $J = 0.8$  Hz, 1 H), 3.86 (s, 3H), 3.83 (br m, 4H), 2.49 (br m, 4H), 2.37 (s, 3H).

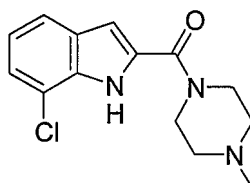
40

EXAMPLE 39

$K_i = 0.023 \mu\text{M}$

45 [0164]

50



55

(7-Chloro-1H-indol-2-yl)-(4-methyl-piperazin-1-yl)-methanone

[0165] 2-Chlorophenylhydrazine hydrochloride (0.5 g) in ethanol (25 mL) was treated with ethylpyruvate (0.324 g) and concentrated sulfuric acid (3 drops). The mixture was stirred at ambient temperature for five min and treated with polyphosphoric acid (0.5 g). The mixture was heated at reflux temperature for 24 h whereupon additional polyphosphoric

## EP 1 373 204 B1

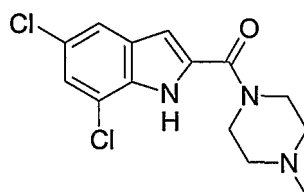
acid (0.5 g) was added and heating continued for a further 48 h. The reaction mixture was cooled to ambient temperature and concentrated under reduced pressure. The residue was partitioned between ethyl acetate and water and the pH of the aqueous layer adjusted to neutrality by addition of saturated sodium hydrogen carbonate solution. The organic fraction was separated, washed with brine, dried over magnesium sulfate, filtered, and concentrated. The residue was purified via silica gel chromatography (5-10% ethyl acetate/hexane) to give 7-Chloro-1H-indole-2-carboxylic acid ethyl ester (0.227 g). This material (0.102 g) was used without further purification. The ester was treated with 1 M lithium hydroxide in ethanol (5 mL) followed by water (3 mL) and stirred at ambient temperature for 18 h. The solution was acidified with 10% hydrochloric acid, diluted with water and extracted with ethyl acetate. The organic extracts were washed with brine, dried over magnesium sulfate, filtered, and concentrated to afford give 7-Chloro-1H-indole-2-carboxylic acid (0.089 g). This material (0.089 g), was treated with HATU (0.259 g), HOAT (0.093 g), N, N-diisopropylethylamine (0.158 mL) and N-methylpiperazine (0.05 mL) in DMF (0.6 mL) and stirred at ambient temperature for 18 h. The reaction mixture was concentrated under reduced pressure. The residue was dissolved in ethyl acetate, washed with 1 M hydrochloric acid, saturated sodium hydrogencarbonate solution and then brine, dried over magnesium sulfate, filtered, and concentrated under reduced pressure. The residue was purified via silica gel chromatography (2-10% 2 M ammonia in methanol/dichloromethane) to give the title compound (0.56 g). <sup>1</sup>H NMR (400 MHz, CDCl<sub>3</sub>): δ 9.17 (br s, 1H), 7.47 (d, J = 8.1 Hz, 1H), 7.21 (dd, J = 7.6, 0.8 Hz, 1H), 7.01 (t, J = 7.8 Hz, 1H), 6.73 (d, J = 2.3 Hz, 1H), 3.88 (br m, 4H), 2.45 (t, J = 5.1 Hz, 4H), 2.29 (s, 3H).

**[0166]** The title compounds of the following examples (40-43) were prepared according to the general procedure of Scheme 2, as indicated for example 39.

### EXAMPLE 40

$K_i = 0.010 \mu\text{M}$

### **[0167]**



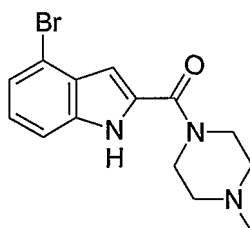
(5,7-Dichloro-1H-indol-2-yl)-(4-methyl-piperazin-1-yl)-methanone

**[0168]** <sup>1</sup>H NMR (400 MHz, CDCl<sub>3</sub>): δ 9.08 (br s, 1H), 7.36 (dd, J = 1.8, 0.8 Hz, 1H), 7.12 (d, J = 1.8 Hz, 1H), 6.56 (d, J = 2.3 Hz, 1H), 3.77 (br m, 4H), 2.34 (t, J = 5.1 Hz, 4H), 2.20 (s, 3H).

### EXAMPLE 41

$K_i = 0.040 \mu\text{M}$

### **[0169]**



EP 1 373 204 B1

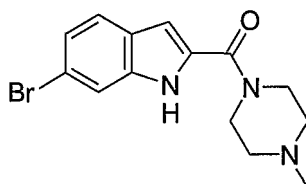
(4-Bromo-1H-indol-2-yl)-(4-methyl-piperazin-1-yl)-methanone

EXAMPLE 42

5  $K_i = 0.188 \mu\text{M}$

[0170]

10



15

(6-Bromo-1H-indol-2-yl)-(4-methyl-piperazin-1-yl)-methanone

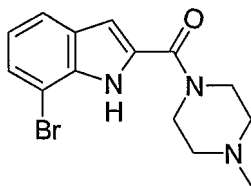
20 [0171]  $^1\text{H NMR}$  (400 MHz,  $\text{CDCl}_3$ ):  $\delta$  9.70 (br s, 1 H), 7.69 (t,  $J = 0.8$  Hz, 1 H), 7.51 (d,  $J = 8.6$  Hz, 1 H), 7.24 (dd,  $J = 8.6, 1.8$  Hz, 1 H), 6.76 (dd,  $J = 2.0, 1.0$  Hz, 1 H), 3.98 (br m, 4H), 2.54 (t,  $J = 5.1$  Hz, 4H), 2.37 (s, 3H).

EXAMPLE 43

25  $K_i = 0.055 \mu\text{M}$

[0172]

30



35

(7-Bromo-1H-indol-2-yl)-(4-methyl-piperazin-1-yl)-methanone

40 [0173]  $^1\text{H NMR}$  (400 MHz,  $\text{CDCl}_3$ ):  $\delta$  9.06 (br s, 1 H), 7.51 (dt,  $J = 0.8, 8.1$  Hz, 1 H), 7.36 (dd,  $J = 7.7, 0.8$  Hz, 1 H), 6.96 (t,  $J = 7.8$  Hz, 1 H), 6.76 (d,  $J = 2.3$  Hz, 1 H), 3.87 (br m, 4H), 2.43 (t,  $J = 5.1$  Hz, 4H), 2.28 (s, 3H). MS: exact mass calculated for  $\text{C}_{14}\text{H}_{16}\text{BrN}_3\text{O}$ , 321.05;  $m/z$  found, 322.1  $[\text{M}+\text{H}]^+$ .

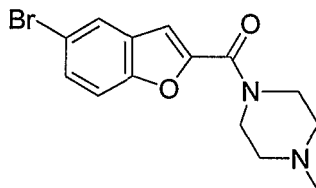
[0174] The title compound of the following example (44) was prepared according to the general procedure of Scheme 3.

EXAMPLE 44

45  $K_i = 0.095 \mu\text{M}$

[0175]

50



55

EP 1 373 204 B1

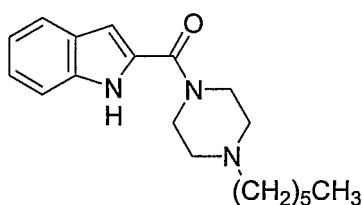
(5-Bromo-benzofuran-2-yl)-(4-methyl-piperazin-1-yl)-methanone

**[0176]** 5-Bromo-benzofuran-2-carboxylic acid (0.346 g) in THF (7 mL) was treated with carbonyldiimidazole (0.214 g) and stirred at ambient temperature for 2 h whereupon methyl-piperazine (0.129 g) was added. The mixture was stirred at ambient temperature for 18 h and then concentrated under reduced pressure. The residue was dissolved in dichloromethane and washed with saturated sodium bicarbonate solution, whereupon the organic portion was separated out, dried over sodium sulfate and filtered. The solvent was evaporated, and the residue was purified via silica gel chromatography (5% 2M ammonium in methanol/dichloromethane) to afford the title compound (0.222g). <sup>1</sup>H NMR (400 MHz, CDCl<sub>3</sub>): δ 7.75 (d, J = 1.9 Hz, 1 H), 7.45 (dd, J = 8.8, 1.9 Hz, 1 H), 7.37 (d, J = 8.8 Hz, 1 H), 3.83 (br s, 4H), 2.48 (t, J = 4.8 Hz, 4H), 2.33 (s, 3H). <sup>13</sup>C NMR (400 MHz, CDCl<sub>3</sub>) δ 159.4, 153.4, 150.3, 129.6, 129.0, 124.9, 116.8, 113.5, 111.3, 55.3, 54.9, 46.8, 46.1, 42.9.

EXAMPLE 45

K<sub>i</sub> = 10 μM

**[0177]**



(4-Hexyl-piperazin-1-yl)-(1H-indol-2-yl)-methanone

**[0178]** Indole-2-carboxylic acid (5.2 g) in THF (200 mL) was treated with carbonyldiimidazole (4.8 g) and stirred at ambient temperature for 10 min whereupon 4-methyl-piperazine-1-carboxylic acid tert-butyl ester (5.0 g) was added. The mixture was stirred at ambient temperature for 72 h and the solvent removed under reduced pressure. The residue was dissolved in ethyl acetate and washed with saturated sodium bicarbonate solution. The organic portion was separated, dried over sodium sulfate and filtered, and solvent was evaporated to afford a solid. Recrystallization from hot ethanol afforded 4-(1H-Indole-2-carbonyl)-piperazine-1-carboxylic acid tert-butyl ester (4.2 g).

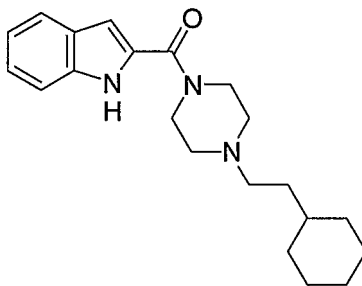
**[0179]** 4-(1H-Indole-2-carbonyl)-piperazine-1-carboxylic acid tert-butyl ester (0.165 g) in dichloromethane (10 mL) was treated with trifluoroacetic acid (2 mL) and stirred at ambient temperature for 1 h. The solvent was removed under reduced pressure to afford (1H-Indol-2-yl)-piperazin-1-yl-methanone trifluoroacetate salt. (<sup>1</sup>H NMR (400 MHz, CDCl<sub>3</sub>): δ 7.63 (d, J = 8.07 Hz, 1H), 7.44 (dd, J = 8.3, 0.8 Hz, 1H), 7.24 (m, 1H), 7.08 (m, 1H), 6.91 (s, 1H), 4.12 (t, J = 5.0 Hz, 4H), 3.35 (t, J = 5.3 Hz, 4H)). This intermediate was dissolved in acetone (5 mL), treated with potassium carbonate (0.22 g), iodohexane (0.106 g) and heated at 50° C for 10 h. Evaporation of the solvent under reduced pressure afforded crude product which was purified via preparative thin layer chromatography eluting with 10% methanol/dichloromethane to give the title compound (0.06 g). <sup>1</sup>H NMR (400 MHz, CD<sub>3</sub>OD): δ 7.60 (d, J = 8.0 Hz, 1 H), 7.42 (d, J = 8.3 Hz, 1 H), 7.21 (ddd, J = 8.1, 7.1, 1.1 Hz, 1 H), 7.16 - 7.04 (m, 1 H), 6.81 (s, 1 H), 3.89 (br s, 4H), 2.56 (t, J = 5.0 Hz, 4H), 2.43 - 2.40 (m, 2H), 1.58 - 1.52 (m, 2H), 1.34 (br s, 6H), 0.94 - 0.90 (m, 3H).

**[0180]** The title compounds of the following examples (46-47) were prepared according to the general procedure of Scheme 5, as indicated for Example 74.

EXAMPLE 46

K<sub>i</sub> = 10 μM

**[0181]**

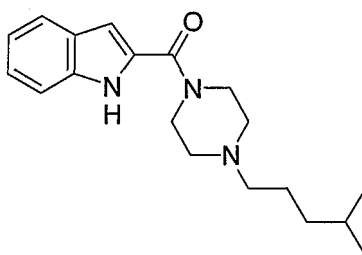


[4-(2-Cyclohexyl-ethyl)-piperazin-1-yl]-(1H-indol-2-yl)-methanone

EXAMPLE 47

15  $K_i = 10 \mu\text{M}$

[0182]

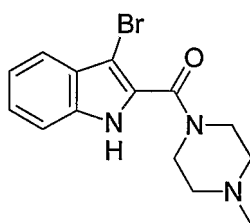


30 (1H-Indol-2-yl)-[4-(4-methyl-pentyl)-piperazin-1-yl]-methanone

EXAMPLE 48

35  $K_i = 3 \mu\text{M}$

[0183]



(3-Bromo-1H-indol-2-yl)-(4-methyl-piperazin-1-yl)-methanone

50 [0184] (1H-Indol-2-yl)-(4-methyl-piperazin-1-yl)-methanone (Example 4, 0.222 g) in acetic acid (1 mL) at ambient temperature was treated with bromine (0.05 mL) and stirred for 7 h. The reaction mixture was poured into water and adjusted to basic pH by addition of 1 M sodium hydroxide. The mixture was extracted with dichloromethane. The organic extracts were combined, dried over sodium sulfate, filtered, and concentrated to give crude product. Purification via silica gel chromatography, eluting with 1-8% methanol/dichloromethane, afforded the title compound (0.154 g).

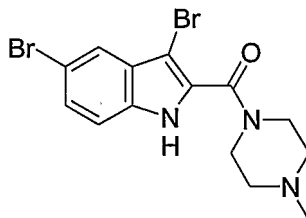
55



## EXAMPLE 49

 $K_i = 3 \mu\text{M}$ 

[0185]



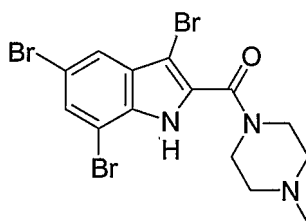
(3,5-Dibromo-1H-indol-2-yl)-(4-methyl-piperazin-1-yl)-methanone

[0186] (1H-Indol-2-yl)-(4-methyl-piperazin-1-yl)-methanone (Example 4, 0.222 g) in acetic acid (1 mL) at ambient temperature was treated with bromine (0.10 mL) and stirred for 7 h. The reaction mixture was poured into water and adjusted to basic pH by addition of 1 M sodium hydroxide. The mixture was extracted with dichloromethane. The organic extracts were combined, dried over sodium sulfate, filtered, and concentrated to give crude product. Purification via silica gel chromatography, eluting with 1-8% methanol/dichloromethane afforded the title compound (0.123 g).

## EXAMPLE 50

 $K_i = 9 \mu\text{M}$ 

[0187]



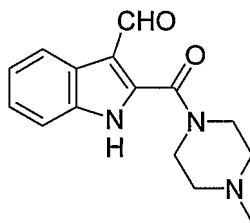
(4-Methyl-piperazin-1-yl)-(3,5,7-tribromo-1H-indol-2-yl)-methanone

[0188] (1H-Indol-2-yl)-(4-methyl-piperazin-1-yl)-methanone (Example 4, 0.222 g) in acetic acid (1 mL) at ambient temperature was treated with bromine (0.15 mL) and stirred for 7 h. The reaction mixture was poured into water and adjusted to basic pH by addition of 1 M sodium hydroxide. The mixture was extracted with dichloromethane. The organic extracts were combined, dried over sodium sulfate, filtered, and concentrated to give crude product. Purification via silica gel chromatography, eluting with 1-8% methanol/dichloromethane afforded the title compound (0.038 g).

## EXAMPLE 51

 $K_i = 7 \mu\text{M}$ 

[0189]



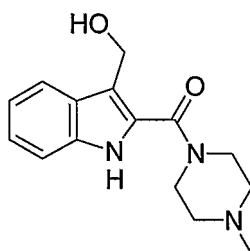
10 2-(4-Methyl-piperazine-1-carbonyl)-1H-indole-3-carbaldehyde

[0190] (1H-Indol-2-yl)-(4-methyl-piperazin-1-yl)-methanone (Example 4, 0.206 g) in DMF (1.5 mL) at 0° C was treated with phosphorus oxychloride (0.1 mL) over 10 min. The reaction mixture was warmed to ambient temperature and stirred for 16 h. The reaction mixture was poured into water and adjusted to neutral pH by addition of 1 M sodium hydroxide. 15 The mixture was extracted with dichloromethane. The organic extracts were combined, dried over sodium sulfate, filtered, and concentrated to give crude product. Purification via silica gel chromatography, eluting with 1-8% methanol/dichloromethane afforded the title compound (0.108 g).

20 EXAMPLE 52

$K_i = 10 \mu\text{M}$

[0191]



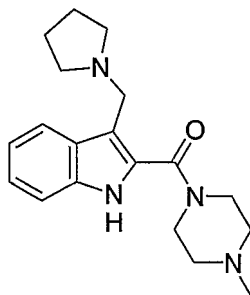
35 (3-Hydroxymethyl-1 H-indol-2-yl)-(4-methyl-piperazin-1-yl)-methanone

[0192] 2-(4-Methyl-piperazine-1-carbonyl)-1 H-indole-3-carbaldehyde (Example 51, 0.094 g) in ethyl acetate (1.5 mL) was treated with sodium borohydride (0.024 g) and stirred at ambient temperature for 3 h. The solvent was removed under reduced pressure, and the residue treated with saturated sodium hydrogencarbonate solution and extracted with 40 dichloromethane. The organic extracts were dried over sodium sulfate, filtered, and concentrated. The residue was purified via silica gel chromatography, eluting with 1-8% methanol/dichloromethane, to afford the title compound (0.042 g).

45 EXAMPLE 53

$K_i = 9 \mu\text{M}$

[0193]



## EP 1 373 204 B1

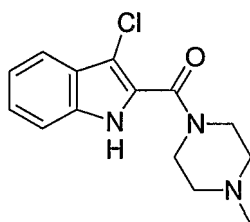
(4-Methyl-piperazin-1-yl)-(3-pyrrolidin-1-ylmethyl-1H-indol-2-yl)-methanone

**[0194]** (1H-Indol-2-yl)-(4-methyl-piperazin-1-yl)-methanone (Example 4, 0.231 g) in acetic acid (1.5 mL) at ambient temperature was treated with paraformaldehyde (0.4 g) and pyrrolidine (0.16 mL). The reaction mixture was heated at 60° for 6 h then poured into water and the solution adjusted to basic pH by addition of 1 M sodium hydroxide. The mixture was extracted with dichloromethane. The organic extracts were combined, dried over sodium sulfate, filtered, and concentrated to give crude product. Purification via silica gel chromatography, eluting with 1-8% methanol/dichloromethane afforded the title compound (0.1 g).

EXAMPLE 54

$K_i = 0.378 \mu\text{M}$

**[0195]**



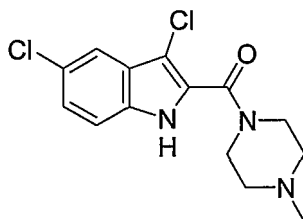
(3-Chloro-1 H-indol-2-yl)-(4-methyl-piperazin-1-yl)-methanone

**[0196]** (1H-Indol-2-yl)-(4-methyl-piperazin-1-yl)-methanone (Example 4, 0.5 g) in dichloromethane (3 mL) at ambient temperature was treated with N-chlorosuccinimide (0.301 g) and stirred for 6 h. The reaction mixture was diluted with ether, washed with water, saturated sodium hydrogencarbonate solution and then brine, dried over sodium sulfate, filtered, and concentrated to give crude product. Purification via silica gel chromatography, eluting with 1-8% methanol/dichloromethane, afforded the title compound (0.36 g).  $^1\text{H NMR}$  (400 MHz,  $\text{CDCl}_3$ ):  $\delta$  2.36 (3H), 2.52 (4H), 3.79 (4H), 7.21 (1 H), 7.31 (1 H), 7.38 (1 H), 7.64 (1 H), 9.05 (1 H).

EXAMPLE 55

$K_i = 7.0 \mu\text{M}$

**[0197]**



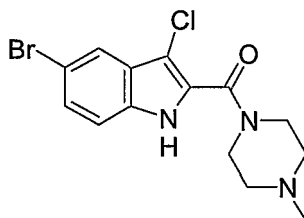
(3,5-Dichloro-1H-indol-2-yl)-(4-methyl-piperazin-1-yl)-methanone

**[0198]** (5-Chloro-1H-indol-2-yl)-(4-methyl-piperazin-1-yl)-methanone (Example 1, 0.23 g) in dichloromethane (3 mL) at ambient temperature was treated with N-chlorosuccinimide (0.123 g) and stirred for 18 h. The reaction mixture was diluted with ether, washed with water, saturated sodium hydrogencarbonate solution and then brine, dried over sodium sulfate, filtered, and concentrated to give crude product. Purification via silica gel chromatography, eluting with 1-8% methanol/dichloromethane afforded the title compound (0.13 g).  $^1\text{H NMR}$  (400 MHz,  $\text{CDCl}_3$ ):  $\delta$  2.36 (3H), 2.53 (4H), 3.79 (4H), 7.22 (1 H), 7.29 (1 H), 7.58 (1 H), 10.39 (1 H).

## EXAMPLE 56

 $K_i = 0.238 \mu\text{M}$ 

5 [0199]



10

15

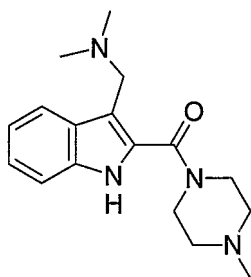
(5-Bromo-3-chloro-1H-indol-2-yl)-(4-methyl-piperazin-1-yl)-methanone

20 [0200] (5-Bromo-1H-indol-2-yl)-(4-methyl-piperazin-1-yl)-methanone (Example 3, 0.27 g) in dichloromethane (3 mL) at ambient temperature was treated with N-chlorosuccinimide (0.103 g) and stirred for 18 h. The reaction mixture was diluted with ether, washed with water, saturated sodium hydrogencarbonate solution and then brine, dried over sodium sulfate, filtered, and concentrated to give crude product. Purification via silica gel chromatography, eluting with 1-8% methanol/dichloromethane afforded the title compound (0.16 g).  $^1\text{H}$  NMR (400 MHz,  $\text{CDCl}_3$ ):  $\delta$  2.35 (3H), 2.52 (4H), 3.78 (4H), 7.23 (1 H), 7.35 (1 H), 7.74 (1H), 9.84 (1H).

## 25 EXAMPLE 57

 $K_i = 9 \mu\text{M}$ 

30 [0201]



35

40

(3-Dimethylaminomethyl-1H-indol-2-yl)-(4-methyl-piperazin-1-yl)-methanone

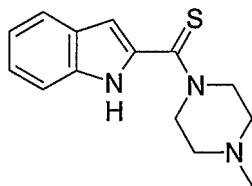
45 [0202] The title compound was prepared from (1H-Indol-2-yl)-(4-methyl-piperazin-1-yl)-methanone (Example 4) according to the general procedure of Example 53 (See: J. Am. Chem. Soc., 71:3541, 1949).  $^1\text{H}$  NMR (400 MHz,  $\text{CDCl}_3$ ):  $\delta$  9.39 (br, 1 H), 7.78 (m, 1 H), 7.34 (m, 1 H), 7.21 (m, 1 H), 7.11 (m, 1 H), 5.28 (s, 2H), 3.69 (br, 4H), 2.40 (br, 4H), 2.29 (s, 3H), 2.24 (s, 6H). MS (electrospray): exact mass calculated for  $\text{C}_{17}\text{H}_{24}\text{N}_4\text{O}$ , 300.20; m/z found, 301.1  $[\text{M}+\text{H}]^+$ .

## EXAMPLE 58

50  $K_i = 0.132 \mu\text{M}$ 

[0203]

55



(1H-Indol-2-yl)-(4-methyl-piperazin-1-yl)-methanethione

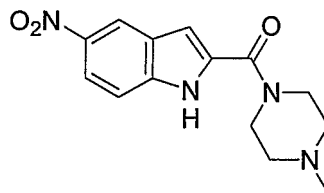
**[0204]** (1H-Indol-2-yl)-(4-methyl-piperazin-1-yl)-methanone (Example 4, 0.123 g) in THF (1 mL) was treated with Lawesson's reagent (0.243 g) and stirred at ambient temperature overnight. The reaction mixture was concentrated under reduced pressure, and the residue was purified via preparative thin layer chromatography to afford the title compound (0.02 g). <sup>1</sup>H NMR (400 MHz, CDCl<sub>3</sub>): δ 9.21 (br s, 1 H), 7.62 (d, J = 8.0 Hz, 1 H), 7.40 (d, J = 8.3 Hz, 1 H), 7.29 (d, J = 7.3 Hz, 1 H), 7.12 (m, 1 H), 6.60 (s, 1 H), 4.39 (br s, 4H), 3.85 (br s, 4H), 2.63 (s, 3H).

**[0205]** The title compounds of the following examples (59 and 60) were prepared according to the general procedure of Scheme 1.

#### EXAMPLE 59

K<sub>i</sub> = 46 nM

#### [0206]



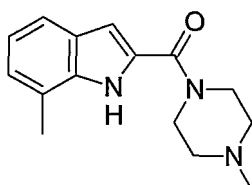
(4-Methyl-piperazin-1-yl)-(5-nitro-1H-indol-2-yl)-methanone

**[0207]** A mixture of 5-nitroindole-2-carboxylic acid (4.38 g) and 1-(3-dimethylaminopropyl)-3-ethylcarbodiimide hydrochloride (EDC, 4.89 g) in dichloromethane (150 mL) was treated with N-methylpiperazine (2.83 mL) and stirred at ambient temperature for 16 h. The reaction mixture was poured into dichloromethane (200 mL), washed with water, saturated sodium hydrogencarbonate solution and then brine, dried over sodium sulfate, filtered, and concentrated under reduced pressure. The residue was purified via silica gel chromatography (0-10% 2M ammonia in methanol/dichloromethane) to give the title compound (1.8 g). <sup>1</sup>H NMR (400 MHz, CDCl<sub>3</sub>): δ 10.97 (br s, 1 H), 8.58 (d, J = 2.15 Hz, 1 H), 8.11 (dd, J = 2.15, 7.04 Hz, 1 H), 7.44 (d, J = 9.00 Hz, 1 H), 6.89 (s, 1 H), 3.95 (br m, 4H), 2.52 (t, J = 4.89 Hz, 4H), 2.34 (s, 3H). MS (electrospray): exact mass calculated for C<sub>14</sub>H<sub>16</sub>N<sub>4</sub>O<sub>3</sub>, 288.12; m/z found, 289.1 [M+H]<sup>+</sup>.

#### EXAMPLE 60

K<sub>i</sub> = 6.6 nM

#### [0208]



EP 1 373 204 B1

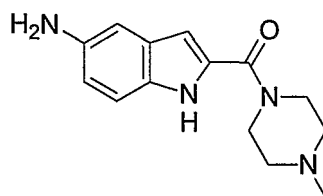
(7-Methyl-1H-indol-2-yl)-(4-methyl-piperazin-1-yl)-methanone

**[0209]** A mixture of 7-methylindole-2-carboxylic acid (1.79 g, 10 mmol), 1-(3-dimethylaminopropyl)-3-ethylcarbodiimide hydrochloride (EDC, 2.88 g, 15 mmol) in CH<sub>2</sub>Cl<sub>2</sub> (100 mL) was treated with N-methylpiperazine (2.22 mL, 20 mmol). The reaction mixture was stirred at ambient temperature for 16 h and then concentrated under reduced pressure. The residue was dissolved in CH<sub>2</sub>Cl<sub>2</sub> (100 mL), washed with water (25 mL X2) and then brine (25 mL), dried over sodium sulfate, filtered, and concentrated under reduced pressure. This product was purified via silica gel chromatography (5-10% methanol/dichloromethane) to give the title compound as a white solid (2.5 g, 97.3%). <sup>1</sup>H NMR (400 MHz, CDCl<sub>3</sub>): δ 11.07 (br s, 1 H), 7.43 (d, J=7.04 Hz, 1 H), 7.00-6.92 (m, 2H), 6.71 (d, J=1.96 Hz, 1 H), 3.86 (br s, 4H), 2.37 (s, 3H), 2.35-2.28 (m, 4H), 2.19 (s, 3H). MS (electrospray): exact mass calculated for C<sub>15</sub>H<sub>19</sub>N<sub>3</sub>O, 257.15; m/z found, 258.2 [M+H]<sup>+</sup>.

EXAMPLE 61

K<sub>i</sub> = 19 nM

**[0210]**



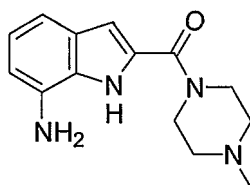
(5-Amino-1H-indol-2-yl)-(4-methyl-piperazin-1-yl)-methanone

**[0211]** The product of Example 59, (4-Methyl-piperazin-1-yl)-(5-nitro-1 H-indol-2-yl)-methanone (1.8 g) was dissolved in CH<sub>3</sub>OH (50 mL). At room temperature, ammonium formate (3.94 g) was added, followed by 10% palladium on carbon (0.66 g). The reaction mixture was heated to reflux for forty min, cooled and filtered through celite pad. The filtrate was concentrated and the residue was purified via silica gel chromatography (3-10% 2 M ammonia in methanol/dichloromethane) to give the title compound (1.60 g). <sup>1</sup>H NMR (400 MHz, CDCl<sub>3</sub>): δ 10.46 (br s, 1 H), 7.12 (d, J = 8.80 Hz, 1H), 6.81 (d, J = 2.15 Hz, 1 H), 6.64 (dd, J = 2.15, 6.46 Hz, 1 H), 6.54 (d, J = 1.37 Hz, 1 H), 3.88 (br m, 4H), 3.70 (br s, 2H), 2.40 (t, J = 4.70 Hz, 4H), 2.25 (s, 3H). MS (electrospray): exact mass calculated for C<sub>14</sub>H<sub>18</sub>N<sub>4</sub>O, 258.15; m/z found, 259.1 [M+H]<sup>+</sup>.

EXAMPLE 62

K<sub>i</sub> = 7 nM

**[0212]**



(7-Amino-1H-indol-2-yl)-(4-methyl-piperazin-1-yl)-methanone

**[0213]** The product of Example 8, (4-Methyl-piperazin-1-yl)-(7-nitro-1H-indol-2-yl)-methanone (6.4 g, 22.2 mmol), was dissolved in CH<sub>3</sub>OH (110 mL). At room temperature, ammonium formate (14.0 g, 222 mmol) was added, followed by 10% palladium on carbon (2.4 g, 2.22 mmol). The reaction mixture was heated to reflux for forty min, cooled, and then filtered through a celite pad. The filtrate was concentrated, and the residue was purified via silica gel chromatography (3-10% 2 M ammonia in methanol/dichloromethane) to give the title compound (4.4 g, 76.7%) as an off- white solid. <sup>1</sup>H

## EP 1 373 204 B1

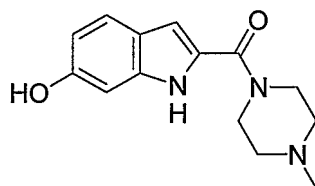
NMR (400 MHz, CDCl<sub>3</sub>/CD<sub>3</sub>OD):  $\delta$  7.08 (d,  $J$  = 7.83 Hz, 1 H), 6.94 (t,  $J$  = 7.83 Hz, 1 H), 6.73 (s, 1 H), 6.58 (d,  $J$  = 7.63 Hz, 1 H), 4.12 (s, 2H), 3.92 (br s, 4H), 2.51 (br s, 4H), 2.34 (s, 3H). MS (electrospray): exact mass calculated for C<sub>14</sub>H<sub>18</sub>N<sub>4</sub>O, 258.15;  $m/z$  found, 259.1 [M+H]<sup>+</sup>.

**[0214]** The title compounds of the following examples (63 through 66) were prepared according to the general procedure of Scheme 1.

### EXAMPLE 63

$K_i$  = 32.5 nM

#### **[0215]**



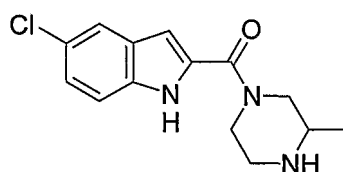
(6-Hydroxy-1H-indol-2-yl)-(4-methyl-piperazin-1-yl)-methanone

**[0216]** 6-Methoxy-1H-indole-2-carboxylic acid ethyl ester (5.0 g) was treated with lithium hydroxide (2.33 g) in THF (90 mL) followed by water (30 mL) and stirred at ambient temperature for 16 h. The solution was acidified with 10% hydrochloric acid, diluted with water and extracted with ethyl acetate. The organic extracts were washed with brine, dried over sodium sulfate, filtered, and concentrated to afford 6-Methoxy-1H-indole-2-carboxylic acid (4.60 g). This material (4.64 g) and 1-(3-dimethylaminopropyl)-3-ethylcarbodiimide hydrochloride (5.60 g) in dichloromethane (200 mL) were treated with N-methylpiperazine (3.23 mL) and stirred at ambient temperature for 16 h. The reaction mixture was poured into dichloromethane (200 mL), washed with water, saturated sodium hydrogencarbonate solution and then brine, dried over sodium sulfate, filtered, and concentrated under reduced pressure. The residue was purified via silica gel chromatography (0-10% 2M ammonia in methanol/dichloromethane) to give (6-Methoxy-1H-indol-2-yl)-(4-methyl-piperazin-1-yl)-methanone (6.60 g). This material (0.16 g) was dissolved in dichloromethane (10 mL). At room temperature, 1 M boron tribromide (1.5 mL) was added dropwise. The reaction mixture was heated to reflux overnight, and then cooled, quenched with saturated sodium hydrogencarbonate solution, and extracted with dichloromethane. The organic extracts were washed with brine, dried over sodium sulfate, filtered, and concentrated. The residue was purified via silica gel chromatography (0-10% 2M ammonia in methanol/dichloromethane) to give the title compound (0.12 g). <sup>1</sup>H NMR (400 MHz, CDCl<sub>3</sub>/CD<sub>3</sub>OD):  $\delta$  7.22 (d,  $J$  = 8.41 Hz, 1H), 6.62 (d,  $J$  = 2.15 Hz, 1H), 6.5'-6.47 (m, 2H), 3.69 (br s, 4H), 2.30 (t,  $J$  = 5.09 Hz, 4H), 2.13 (s, 3H). MS (electrospray): exact mass calculated for C<sub>14</sub>H<sub>17</sub>N<sub>3</sub>O<sub>2</sub>, 259.13;  $m/z$  found, 260.1 [M+H]<sup>+</sup>.

### EXAMPLE 64

$K_i$  = 41 nM

#### **[0217]**



(5-Chloro-1H-indol-2-yl)-(3-methyl-piperazin-1-yl)-methanone

**[0218]** A mixture of 5-chloroindole-2-carboxylic acid (0.196 g) and 1-(3-dimethylaminopropyl)-3-ethylcarbodiimide hydrochloride (0.288 g) in dichloromethane (10 mL) was treated with 2-Methyl-piperazine (0.15 g) and stirred at ambient temperature for 16 h. The reaction mixture was poured into dichloromethane (50 mL), washed with water, saturated

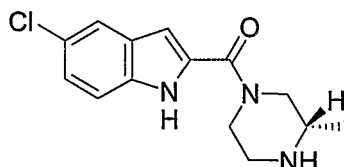
## EP 1 373 204 B1

sodium hydrogencarbonate solution and then brine, dried over sodium sulfate, filtered and concentrated under reduced pressure. The residue was purified via silica gel chromatography (0-10% methanol/dichloromethane) to give the title compound (0.229 g). <sup>1</sup>H NMR (400 MHz, CDCl<sub>3</sub>): δ 10.99 (br s, 1 H), 7.55 (d, J = 1.76 Hz, 1 H), 7.33 (d, J = 8.80 Hz, 1 H), 7.14 (dd, J = 1.96, 6.65 Hz, 1 H), 6.63 (br s, 1 H), 4.55 (br s, 2H), 3.23-2.61 (m, 5H), 1.76 (br s, 1 H), 1.08 (d, J = 5.87 Hz, 1 H). MS (electrospray): exact mass calculated for C<sub>14</sub>H<sub>16</sub>ClN<sub>3</sub>O, 277.10; m/z found, 278.1 [M+H]<sup>+</sup>.

### EXAMPLE 65

K<sub>i</sub> = 36 nM

[0219]



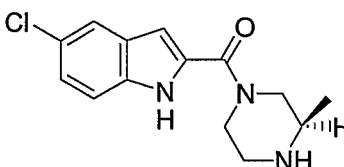
(5-Chloro-1H-indol-2-yl)-(3-methyl-piperazin-1-yl)-methanone

[0220] <sup>1</sup>H NMR (400 MHz, CDCl<sub>3</sub>): δ 10.99 (brs, 1H), 7.55 (d, J = 1.76 Hz, 1H), 7.33 (d, J = 8.80 Hz, 1 H), 7.14 (dd, J = 1.96, 6.65 Hz, 1 H), 6.63 (br s, 1 H), 4.55 (br s, 2H), 3.23-2.61 (m, 5H), 1.76 (br s, 1 H), 1.08 (d, J = 5.87 Hz, 1 H). MS (electrospray): exact mass calculated for C<sub>14</sub>H<sub>16</sub>ClN<sub>3</sub>O, 277.10; m/z found, 278.1 [M+H]<sup>+</sup>.

### EXAMPLE 66

K<sub>i</sub> = 34 nM

[0221]



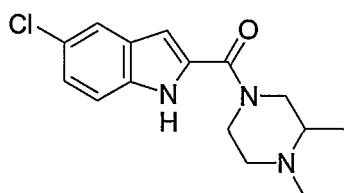
(5-Chloro-1H-indol-2-yl)-(3-methyl-piperazin-1-yl)-methanone

[0222] <sup>1</sup>H NMR (400 MHz, CDCl<sub>3</sub>): δ 10.99 (brs, 1H), 7.55 (d, J = 1.76 Hz, 1H), 7.33 (d, J = 8.80 Hz, 1 H), 7.14 (dd, J = 1.96, 6.65 Hz, 1 H), 6.63 (br s, 1 H), 4.55 (br s, 2H), 3.23-2.61 (m, 5H), 1.76 (br s, 1 H), 1.08 (d, J = 5.87 Hz, 1 H). MS (electrospray): exact mass calculated for C<sub>14</sub>H<sub>16</sub>ClN<sub>3</sub>O, 277.10; m/z found, 278.1 [M+H]<sup>+</sup>.

### EXAMPLE 67

K<sub>i</sub> = 27 nM

[0223]





## EP 1 373 204 B1

(5-Chloro-1H-indol-2-yl)-(3,4-dimethyl-piperazin-1-yl)-methanone

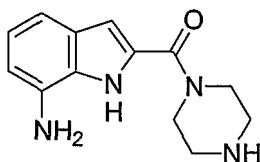
**[0224]** The product of Example 64, (5-Chloro-1H-indol-2-yl)-(3-methyl-piperazin-1-yl)-methanone (0.19 g) was dissolved in dichloromethane (10 mL). At room temperature, paraformaldehyde (0.031g) was added, followed by acetic acid (1 drop). The reaction mixture was stirred at ambient temperature for 5 h. Sodium triacetoxyborohydride (0.318g) was added. The reaction mixture was stirred at ambient temperature for 16 h and poured into dichloromethane (20 mL), washed with water, saturated sodium hydrogencarbonate solution and then brine, dried over sodium sulfate, filtered, and concentrated under reduced pressure. The residue was purified via silica gel chromatography (0-10% methanol/dichloromethane) to give the title compound (0.22 g). <sup>1</sup>H NMR (400 MHz, CDCl<sub>3</sub>): δ 10.69 (br s, 1 H), 7.56 (d, J = 1.76 Hz, 1 H), 7.33 (d, J = 8.80 Hz, 1H), 7.16 (dd, J = 1.96, 6.66 (d, J = 1.57 Hz, 1H), 4.63-4.36 (m, 2H), 3.63-2.67 (m, 3H), 2.30 (s, 3H), 2.30-2.20 (m, 1 H), 2.18-2.09 (m, 1 H), 1.12 (d, J = 5.87 Hz, 1 H). MS (electrospray): exact mass calculated for C<sub>15</sub>H<sub>18</sub>ClN<sub>3</sub>O, 291.11; m/z found, 292.1 [M+H]<sup>+</sup>.

**[0225]** The title compound of the following example (68) was prepared according to the general procedure of Scheme 5.

### EXAMPLE 68

K<sub>i</sub> = 43 nM

### [0226]



(7-Amino-1H-indol-2-yl)-piperazin-1-yl-methanone

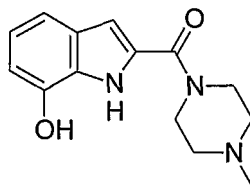
**[0227]** A mixture of 7-nitroindole-2-carboxylic acid (4.38 g) and 1-(3-dimethylaminopropyl)-3-ethylcarbodiimide hydrochloride (4.89 g) in dichloromethane (50 mL) was treated with piperazine-1-carboxylic acid tert-butyl ester (1.63 g) and stirred at ambient temperature for 16 h. The reaction mixture was poured into dichloromethane (20 mL), washed with water, saturated sodium hydrogencarbonate solution and then brine, dried over sodium sulfate, filtered, and concentrated under reduced pressure. The residue was purified via silica gel chromatography (0-5% methanol/dichloromethane) to give 4-(7-Nitro-1H-indole-2-carbonyl)-piperazine-1-carboxylic acid tert-butyl ester (2.17 g). This material (1.69 g) was dissolved in CH<sub>3</sub>OH (50 mL). At room temperature, ammonium formate (2.85 g) was added, followed by 10% palladium on carbon (0.47 g). The reaction mixture was heated to reflux for forty min, cooled and filtered through celite pad. The filtrate was concentrated and the residue was purified via silica gel chromatography (0-10% methanol/dichloromethane) to give 4-(7-Amino-1H-indole-2-carbonyl)-piperazine-1-carboxylic acid tert-butyl ester (1.34 g). This material (1.3 g) was treated with 20% trifluoroacetic acid/dichloromethane (50 mL) and stirred at ambient temperature for 1 h. The solvent was removed under reduced pressure to afford (7-Amino-1H-indol-2-yl)-piperazin-1-yl-methanone trifluoroacetate salt. This intermediate was dissolved in dichloromethane (100 mL), washed with saturated sodium hydrogencarbonate solution and then brine, dried over sodium sulfate, filtered, and concentrated under reduced pressure. The residue was purified via silica gel chromatography (0-10% 2M ammonia in methanol/dichloromethane) to give the title compound (0.824 g). <sup>1</sup>H NMR (400 MHz, CDCl<sub>3</sub>/CD<sub>3</sub>OD): δ 7.09 (d, J = 7.83 Hz, 1 H), 6.95 (t, J = 7.63 Hz, 1 H), 6.72 (s, 1 H), 6.60 (d, J = 7.63 Hz, 1 H), 4.20 (br s, 4H), 3.88 (br s, 4H), 2.94 (t, J = 5.09 Hz, 3H). MS (electrospray): exact mass calculated for C<sub>13</sub>H<sub>16</sub>N<sub>4</sub>O, 244.13; m/z found, 245.1 [M+H]<sup>+</sup>.

**[0228]** The title compounds of the following examples (69-70) were prepared according to the general procedure of Scheme 4.

### EXAMPLE 69

K<sub>i</sub> = 47 nM

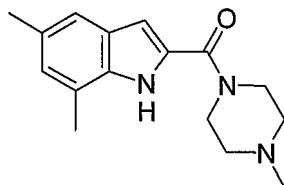
### [0229]



(7-Hydroxy-1H-indol-2-yl)-(4-methyl-piperazin-1-yl)-methanone

**[0230]** At room temperature, diethyl oxalate (13.6 mL) was added to a solution of potassium ethoxide (8.4 g) in anhydrous ethyl ether (200 mL). After 10 min, 3-methyl-2-nitroanisole (16.7 g) was added and stirred at ambient temperature for 24 h. The lumpy, deep purple potassium salt was separated by filtration and washed with anhydrous ether until the filtrate remained colorless. This salt was dissolved in aqueous ammonium chloride, and the solution was extracted with dichloromethane. The combined organic extracts were washed with brine, dried over sodium sulfate and filtered, and the solvent was evaporated. The residue was purified via silica gel chromatography (5-30% ethyl acetate/hexanes) to give 3-(3-Methoxy-2-nitro-phenyl)-2-oxo-propionic acid ethyl ester (14.0 g). This material (14.0 g) was dissolved in ethanol (200 mL) containing 5 wt. % palladium on activated carbon (1.4 g) and placed on a Parr hydrogenator at 60 psi H<sub>2</sub>. After 2 h, the mixture was filtered through Celite, and concentrated to give a clear liquid. The liquid was purified by silica gel chromatography (5%-30% EtOAc/Hexanes) to obtain (7-Methoxy-1H-indol-2-yl)-(4-methyl-6-Methoxy-1H-indole-2-carboxylic acid ethyl ester (11.7 g). This ethyl ester (4.0 g) was treated with lithium hydroxide (1.75 g) in THF (100 mL) followed by water (30 mL) and stirred at ambient temperature for 16 h. The solution was acidified with 10% hydrochloric acid, diluted with water and extracted with ethyl acetate. The organic extracts were washed with brine, dried over sodium sulfate, filtered, and concentrated to afford 6-Methoxy-1H-indole-2-carboxylic acid (3.50 g). This material (3.50 g) and 1-(3-dimethylaminopropyl)-3-ethylcarbodiimide hydrochloride (5.26 g) in dichloromethane (100 mL) were treated with N-methylpiperazine (3.05 mL) and stirred at ambient temperature for 16 h. The reaction mixture was poured into dichloromethane (200 mL), washed with water, saturated sodium hydrogencarbonate solution and then brine, dried over sodium sulfate, filtered, and concentrated under reduced pressure. The residue was purified via silica gel chromatography (0-10% methanol/dichloromethane) to give (7-Methoxy-1 H-indol-2-yl)-(4-methyl-piperazin-1-yl)-methanone (4.50 g). This material (3.5 g) was dissolved in dichloromethane (85 mL). At room temperature, 1 M Boron tribromide (2.42 mL) was added dropwise. The reaction mixture was heated to reflux for 2 h, cooled, and then quenched with saturated sodium hydrogencarbonate solution. The suspension was filtered. The filtrate was washed with saturated sodium hydrogencarbonate solution and then brine, dried over sodium sulfate and filtered, and solvent was evaporated. The residue was purified via silica gel chromatography (0-10% methanol/dichloromethane) to give the title compound (1.95 g). <sup>1</sup>H NMR (400 MHz, CDCl<sub>3</sub>/CD<sub>3</sub>OD): δ 7.52 (s, 1 H), 7.16 (dd, J = 0.78, 7.24 Hz, 1 H), 6.96 (t, J = 7.63 Hz, 1 H), 6.77 (s, 1 H), 6.70 (dd, J = 0.98, 6.65 Hz, 1 H), 3.93 (br s, 4H), 2.55 (t, J = 5.09 Hz, 4H), 2.38 (s, 3H). MS (electrospray): exact mass calculated for C<sub>14</sub>H<sub>17</sub>N<sub>3</sub>O<sub>2</sub>, 259.13; m/z found, 260.1 [M+H]<sup>+</sup>.

## EXAMPLE 70

K<sub>i</sub> = 30 nM**[0231]**

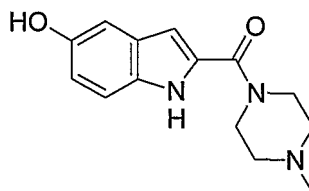
(5,7-Dimethyl-1H-indol-2-yl)-(4-methyl-piperazin-1-yl)-methanone

**[0232]** <sup>1</sup>H NMR (400 MHz, CDCl<sub>3</sub>): δ 10.68 (br s, 1 H), 7.20 (s, 1 H), 6.80 (s, 1 H), 6.65 (d, J = 2.15 Hz, 1 H), 3.91 (br s, 4H), 2.39 (t, J = 4.50 Hz, 4H), 2.35 (s, 6H), 2.26 (s, 3H). MS (electrospray): exact mass calculated for C<sub>16</sub>H<sub>21</sub>N<sub>3</sub>O, 271.17; m/z found, 272.1 [M+H]<sup>+</sup>.

## EXAMPLE 71

 $K_i=19$  nM

[0233]



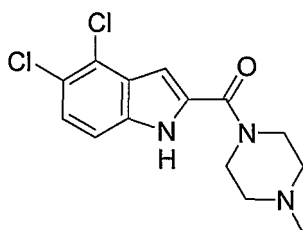
(5-Hydroxy-1H-indol-2-yl)-(4-methyl-piperazin-1-yl)-methanone

[0234] A mixture of the product of Example 5, (5-Benzyloxy-1H-indol-2-yl)-(4-methyl-piperazin-1-yl)-methanone (0.2 g) in a mixture of ethanol (3 mL) and ethylacetate (5 mL) was treated with 10% palladium on carbon (approximately 0.025 g) and hydrogenated at atmospheric pressure for 2 h. The reaction mixture was filtered through a pad of Celite and the residue washed with methanol. The solvent in the combined filtrates was removed under reduced pressure, and the residue was purified via silica gel chromatography (3-10% 2M ammonia in methanol/dichloromethane) to afford the title compound (0.034 g, 23%).  $^1\text{H NMR}$  (400 MHz,  $\text{CD}_3\text{OD}$ ):  $\delta$  7.20 (d,  $J = 8.0$  Hz, 1 H), 6.90 (m, 1 H), 6.75 (dd,  $J = 4, 8$  Hz, 1 H), 6.54 (m, 1 H), 3.80 (br.m, 4H), 2.44 (m, 4H), 2.27 (s, 3H). MS (electrospray): exact mass calculated for  $\text{C}_{14}\text{H}_{17}\text{N}_3\text{O}_2$ , 259.13;  $m/z$  found, 260.0  $[\text{M}+\text{H}]^+$ .

## EXAMPLE 72

 $K_i = 11$  nM

[0235]



(4,5-Dichloro-1H-indol-2-yl)-(4-methyl-piperazin-1-yl)-methanone

[0236] The title compound was prepared according to the general procedure of Scheme 2. A mixture of 3,4-dichlorophenylhydrazine (5.0 g) in benzene (50 mL) was treated sequentially with ethylpyruvate (2.6 mL) and *p*-toluenesulfonic acid (trace). The mixture was heated at reflux temperature (Dean and Stark conditions) for 5 h then cooled to ambient temperature to afford a solution of 2-[(3,4-dichloro-phenyl)-hydrazono]-propionic acid ethyl ester. Separately a solution of *p*-toluenesulfonic acid (15 g) in benzene (150 mL) was heated at reflux temperature (Dean and Stark conditions) for 2 h and then treated with the hydrazone solution. After 3 h the reaction mixture was cooled, treated with saturated sodium hydrogen carbonate solution and diethyl ether. The organic fraction was separated, washed with saturated sodium hydrogen carbonate solution and then brine, dried over magnesium sulfate and filtered, and solvent was evaporated to give an orange solid. The solid was purified via silica gel chromatography (15-75% ethylacetate/hexane) to afford 4,5-Dichloro-1 H-indole-2-carboxylic acid ethyl ester (0.5 g, 8%) and 5,6-Dichloro-1 H-indole-2-carboxylic acid ethyl ester (0.297 g, 5%). These materials were used separately without further purification.

4,5-Dichloro-1H-indole-2-carboxylic acid ethyl ester (0.5 g) was treated with 1 M lithium hydroxide in ethanol (3 mL) and heated, water bath, for 2 h. The solution was acidified with 10% hydrochloric acid, diluted with water and extracted with ethylacetate. The organic extracts were combined, dried over sodium sulfate and filtered, and solvent was evaporated to give 4,5-dichloro-1 H-indole-2-carboxylic acid (0.27 g, 60%). This material was treated with *N*-ethyl-3-(3'-dimethylaminopropyl)-carbodiimide hydrochloride (0.5 g), HOBT (0.4 g) and *N,N*-diisopropylethylamine (1 mL) in DMF (2 mL) and

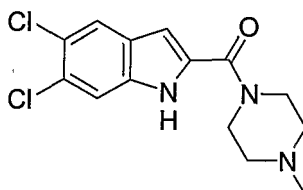
## EP 1 373 204 B1

dichloromethane (2 mL) was treated with N-methylpiperazine (0.2 mL) stirred at ambient temperature for 18 h then diluted with water. The organic portion was separated, washed with brine, dried over sodium sulfate, and filtered. Solvent was removed under reduced pressure, and the residue was purified via silica gel chromatography (3-8% 2M ammonia in methanol/dichloromethane) to give the title compound (0.15 g, 40%). <sup>1</sup>H NMR (400 MHz, CDCl<sub>3</sub>): δ 10.2 (br.s, 1 H), 7.25 - 7.16 (m, 2H), 6.75 (d, J = 2 Hz, 1 H), 3.92 (br.m, 4H), 2.47 (m, 4H), 2.30 (s, 3H). MS (electrospray): exact mass calculated for C<sub>14</sub>H<sub>15</sub>Cl<sub>2</sub>N<sub>3</sub>O, 311.06; m/z found, 312.0 [M+H]<sup>+</sup>.

### EXAMPLE 73

K<sub>i</sub> = 259 nM

#### [0237]



(5,6-Dichloro-1H-indol-2-yl)-(4-methyl-piperazin-1-yl)-methanone

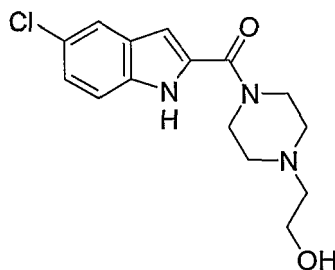
[0238] Using the procedure of the previous example (72), the title compound was prepared from 5,6-Dichloro-1H-indole-2-carboxylic acid ethyl ester. <sup>1</sup>H NMR (400 MHz, CDCl<sub>3</sub>): δ 9.9 (br.s, 1 H), 7.97 (s, 1 H), 7.79 (m, 1 H), 6.94 (m, 1 H), 4.20 (br.m, 4H), 2.77 (m, 4H), 2.26 (s, 3H). MS (electrospray): exact mass calculated for C<sub>14</sub>H<sub>15</sub>Cl<sub>2</sub>N<sub>3</sub>O, 311.06; m/z found, 312.0 [M+H]<sup>+</sup>.

[0239] The title compound of the following example (74) was prepared according to the general procedure of Scheme 5.

### EXAMPLE 74

K<sub>i</sub> = 0.025 μM

#### [0240]



(5-Chloro-1H-indol-2-yl)-[4-(2-hydroxy-ethyl)-piperazin-1-yl]-methanone

A. 4-(5-Chloro-1H-indole-2-carbonyl)-piperazine-1-carboxylic acid *tert*-butyl ester.

[0241] A mixture of 5-chloroindole-2-carboxylic acid (10 g), *tert*-butyl 1-piperazinecarboxylate (10.5 g) and 4-dimethylaminopyridine (6.3 g) in CH<sub>2</sub>Cl<sub>2</sub> (200 mL) was treated with a catalytic amount of HOBT (0.2 g). The resulting mixture was cooled to 0 °C, and EDCI (10.8 g) was added. The reaction was then slowly warmed to ambient temperature and stirred for 24 h then concentrated under reduced pressure. Water was added to the resulting residue. The product precipitated and was washed with water (2 x 50 mL) and Et<sub>2</sub>O (30 mL). The resulting solid was dried under reduced pressure to yield (18.2 g). MS (electrospray): exact mass calculated for C<sub>18</sub>H<sub>22</sub>ClN<sub>3</sub>O<sub>3</sub>, 363.13; m/z found, 362.3 [M-H]<sup>-</sup>.

## EP 1 373 204 B1

### B. (5-Chloro-1H-indol-2-yl)-piperazin-1-yl-methanone.

[0242] The product from Step A (11 g) was suspended in  $\text{CH}_2\text{Cl}_2$  (75 mL), and TFA was added dropwise (75 mL). The resulting solution was stirred overnight at ambient temperature. The reaction solution was concentrated under reduced pressure, and the resulting residue was dissolved in  $\text{CH}_2\text{Cl}_2$  (100 mL). Saturated aqueous  $\text{NaHCO}_3$  (100 mL) was added slowly with stirring. After 20 min the organic layer was separated, washed with water (10 mL) and then brine (30 mL), and dried over  $\text{Na}_2\text{SO}_4$ . The organic layer was then concentrated under reduced pressure and purified via silica gel chromatography (0-35% methanol/dichloromethane) to give the title compound (7.6 g). MS (electrospray): exact mass calculated for  $\text{C}_{13}\text{H}_{14}\text{ClN}_3\text{O}$ , 263.08;  $m/z$  found, 264.1  $[\text{M}+\text{H}]^+$ .

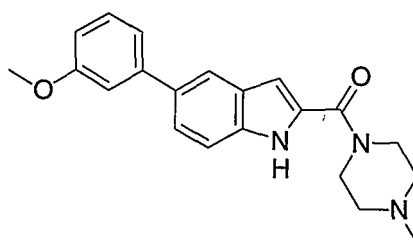
### C. (5-Chloro-1H-indol-2-yl)-[4-(2-hydroxy-ethyl)-piperazin-1-yl]-methanone.

[0243] The product from Step B (1.0 g) was dissolved in  $\text{CH}_3\text{CN}$  (10 mL) and treated with 2-bromoethanol (0.5 g) and then  $\text{K}_2\text{CO}_3$  (0.8 g). The resulting mixture was heated at  $60^\circ\text{C}$  overnight. The mixture was cooled to ambient temperature, filtered, and concentrated under reduced pressure. The resulting residue was purified via silica gel chromatography (0-10% methanol/dichloromethane) to give the title compound (0.5 g).  $^1\text{H}$  NMR (400 MHz,  $\text{CDCl}_3$ ):  $\delta$  10.09 (br s, 1 H), 7.61 (d,  $J = 2.0$  Hz, 1 H), 7.37 (d,  $J = 8.8$  Hz, 1 H), 7.23 (dd,  $J = 2.0, 8.8$  Hz, 1H), 6.69 (d,  $J = 0.8$  Hz, 1 H), 3.95 (br m, 3H), 3.72-3.69 (m, 2H), 2.67-2.64 (m, 4H), 2.52 (br s, 3H). MS (electrospray): exact mass calculated for  $\text{C}_{15}\text{H}_{18}\text{ClN}_3\text{O}_2$ , 307.78;  $m/z$  found, 308.1  $[\text{M}+\text{H}]^+$ .

### EXAMPLE 75

$K_i = 0.145 \mu\text{M}$

### [0244]



### [5-(3-Methoxy-phenyl)-1H-indol-2-yl]-(4-methyl-piperazin-1-yl)-methanone

[0245] A suspension of (5-Bromo-1H-indol-2-yl)-(4-methyl-piperazin-1-yl)-methanone (Example 3, 0.057 g) in dry toluene (0.5 mL) was treated with  $\text{Pd}(\text{OH})_2$  (0.001 g) under  $\text{N}_2$  atmosphere. The resulting mixture was then treated with 3-methoxyphenylboronic acid (0.057 g) and then  $\text{K}_3\text{PO}_4$  (0.12 g), and heated at  $95^\circ\text{C}$  for 24 h. The reaction mixture was cooled to ambient temperature and diluted with water (2 mL) and toluene (10 mL). The organic layer was separated and washed with brine (2 mL), dried over  $\text{Na}_2\text{SO}_4$ , filtered, and concentrated under reduced pressure. The resulting residue was purified via silica gel chromatography (0-12% methanol/dichloromethane) to give the title compound (0.005 g).  $^1\text{H}$  NMR (400 MHz,  $\text{CDCl}_3$ ): 8.96 (br s, 1 H), 7.53 (d,  $J = 1.6$  Hz, 1 H), 7.51 (d,  $J = 1.6$  Hz, 1 H), 7.35 (t,  $J = 7.9$  Hz, 1 H), 7.23 (s, 1 H), 7.21 (s, 1H), 7.17 (m, 1H), 6.87 (dd,  $J = 2.2, 8.1$  Hz, 1H), 6.82 (d,  $J = 1.8$  Hz, 1 H), 3.99 (br s, 4H), 3.86 (s, 3H), 2.52 (t,  $J = 4.9$  Hz, 4H), 2.35 (s, 3H). MS (electrospray): exact mass calculated for  $\text{C}_{21}\text{H}_{23}\text{N}_3\text{O}_2$ , 349.18;  $m/z$  found, 350.2  $[\text{M}+\text{H}]^+$ .

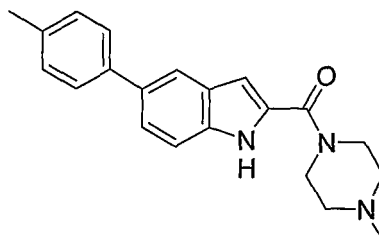
[0246] The title compound of the following example (76) was prepared according to the general procedure of Example 75.

### EXAMPLE 76

$K_i = 0.327 \mu\text{M}$

### [0247]

## EP 1 373 204 B1



(4-Methyl-piperazin-1-yl)-(5-p-tolyl-1H-indol-2-yl)-methanone

**[0248]**  $^1\text{H}$  NMR (400 MHz,  $\text{CDCl}_3$ ):  $\delta$  9.24 (br s, 1 H), 7.81 (m, 1 H), 7.54-7.46 (m, 5 H), 7.26 (d,  $J = 7.8$  Hz, 1H), 6.82 (dd,  $J = 0.7, 2.1$  Hz, 1H), 3.97 (br s, 4H), 2.52 (t,  $J = 5.1, 4\text{H}$ ) 2.40 (s, 3H), 2.36 (s, 3H). MS (electrospray): exact mass calculated for  $\text{C}_{21}\text{H}_{23}\text{N}_3\text{O}$ , 333.18;  $m/z$  found, 334.2  $[\text{M}+\text{H}]^+$ .

### F. Biological Examples

#### EXAMPLE 1

##### Binding assay on recombinant human histamine $\text{H}_4$ receptor

**[0249]** SK-N-MC cells or COS7 cells were transiently transfected with pH4R and grown in 150  $\text{cm}^2$  tissue culture dishes. Cells were washed with saline solution, scraped with a cell scraper and collected by centrifugation (1000 rpm, 5 min). Cell membranes were prepared by homogenization of the cell pellet in 20 mM Tris-HCl with a polytron tissue homogenizer for 10 s at high speed. Homogenate was centrifuged at 1000 rpm for 5 min at 4  $^\circ\text{C}$ . The supernatant was then collected and centrifuged at 20,000  $\times g$  for 25 min at 4  $^\circ\text{C}$ . The final pellet was resuspended in 50 mM Tris-HCl. Cell membranes were incubated with  $^3\text{H}$ -histamine (5 nM - 70 nM) in the presence or absence of excess histamine (10000 nM). Incubation occurred at room temperature for 45 min. Membranes were harvested by rapid filtration over Whatman GF/C filters and washed 4 times with ice cold 50 mM Tris HCl. Filters were then dried, mixed with scintillant and counted for radioactivity. SK-N-MC or COS7 cells expressing human histamine  $\text{H}_4$  receptor were used to measure the affinity of binding of other compounds and their ability to displace  $^3\text{H}$ -ligand binding by incubating the above described reaction in the presence of various concentrations of inhibitor or compound to be tested. For competition binding studies using  $^3\text{H}$ -histamine,  $K_i$  values were calculated based on an experimentally determined  $K_D$  value of 5 nM and a ligand concentration of 5 nM according to Cheng and Prusoff where;  $K_i = (\text{IC}_{50}) / (1 + ([\text{L}]/(\text{K}_D)))$ .

#### EXAMPLE 2

##### The inhibition of zymosan induced peritonitis in mice by histamine $\text{H}_4$ receptor antagonists

**[0250]** This example demonstrates the discovery that histamine  $\text{H}_4$  receptor antagonists can block the peritonitis induced by zymosan, which is the insoluble polysaccharide component on the cell wall of *Saccharomyces cerevisiae*. This is commonly used to induce peritonitis in mice and appears to act in a mast cell dependent manner.

##### *Materials and Methods.*

##### Animals

**[0251]** Male out-bred Swiss albino mice were purchased from Bantin and Kingman (T.O. strain; Hull, Humberside) and maintained on a standard chow pellet diet with tap water *ad libitum* and a 12:00 h light /dark cycle. All animals were housed for at least 3 days prior to experimentation to allow body weight to reach  $\sim 30$  g on the day of the experiment. For this particular experiment body weight was  $30.5 \pm 0.3$  g ( $n = 32$ ). Animals were briefly (30-60 s) anesthetized with halothane for all s.c. and i.p. treatments described below.

##### Drug treatment and Experimental Design

**[0252]** Drugs were stored at room temperature, in the dark. On the day of the experiment, drugs were dissolved in sterile PBS as depicted below, and generously vortexed.

**[0253]** The compound from Chemical Example 1 was prepared at 10 mg/5mL, and injected at 5 mL/kg. Imetit was

## EP 1 373 204 B1

prepared at 5 mg/5 mL, and injected at 5 mL/kg.

**[0254]** Thioperamide was prepared at 5 mg/5 mL, and injected at 5 mL/kg.

Time -15 min: Compounds or PBS administered s.c. at the reported doses. Time 0: At time 0, mice received 1 mg zymosan A (Sigma) i.p.

Time +2h: Compounds or PBS administered s.c. at the reported doses.

Time +4: Peritoneal cavities were washed 4 h later with 3 mL of PBS containing 3 mM EDTA, and the number of migrated leukocytes determined, by taking an aliquot (100  $\mu$ L) of the lavage fluid and diluting 1:10 in Turk's solution (0.01% crystal violet in 3% acetic acid). The samples were then vortexed and 10  $\mu$ L of the stained cell solution were placed in a Neubauer haemocytometer. Differential cell counts were performed using a light microscope (Olympus B061). In view of their chromatic characteristics and their nucleus and cytoplasm appearance, polymorphonuclear leukocytes (PMN; >95% neutrophils) could be easily identified.

**[0255]** Experimental groups are described below:

PBS + zymosan, n = 8

Compound from Example 1 + zymosan, n = 8

Imetit + zymosan, n = 8

Thioperamide + zymosan, n = 8

### Statistics

**[0256]** Data are shown for single mice, and also shown as mean  $\pm$  SD or Standard Error (SE) of 8 mice per group. The % of inhibition is also shown. Statistical differences were determined by Anova followed by Bonferroni's post-hoc test.

### Results

**[0257]**

Table 1. Effect of compounds on zymosan peritonitis

| Treatment                  | n | PMN ( $10^6$ per mouse) | mean | SD  | SE  | P value (% inhib) |
|----------------------------|---|-------------------------|------|-----|-----|-------------------|
| PBS<br>(s.c.)              | 1 | 15.9                    | 17.2 | 2.4 | 0.8 |                   |
|                            | 2 | 18.3                    |      |     |     |                   |
|                            | 3 | 16.2                    |      |     |     |                   |
|                            | 4 | 17.4                    |      |     |     |                   |
|                            | 5 | 19.8                    |      |     |     |                   |
|                            | 6 | 12.6                    |      |     |     |                   |
|                            | 7 | 19.8                    |      |     |     |                   |
|                            | 8 | 17.7                    |      |     |     |                   |
| Compound 1 (10mg/kg; s.c.) | 1 | 9.9                     | 6.6  | 2.7 | 1.0 | 0.001<br>(-62%)   |
|                            | 2 | 3.6                     |      |     |     |                   |
|                            | 3 | 9.3                     |      |     |     |                   |
|                            | 4 | 3.3                     |      |     |     |                   |
|                            | 5 | 8.1                     |      |     |     |                   |
|                            | 6 | 5.1                     |      |     |     |                   |
|                            | 7 | 6.9                     |      |     |     |                   |
| Imetit (5mg/kg; s.c.)      | 1 | 19.8                    | 17.3 | 2.6 | 0.9 | n.s.              |
|                            | 2 | 17.1                    |      |     |     |                   |
|                            | 3 | 14.1                    |      |     |     |                   |
|                            | 4 | 15.3                    |      |     |     |                   |
|                            | 5 | 21.3                    |      |     |     |                   |
|                            | 6 | 17.7                    |      |     |     |                   |
|                            | 7 | 14.1                    |      |     |     |                   |
|                            | 8 | 18.6                    |      |     |     |                   |

(continued)

|    | Treatment                   | n | PMN (10 <sup>6</sup> per mouse) | mean | SD  | SE  | P value (% inhib) |
|----|-----------------------------|---|---------------------------------|------|-----|-----|-------------------|
| 5  | Thioperamide (5mg/kg; s.c.) | 1 | 9.3                             | 9.3  | 3.4 | 1.2 | 0.001<br>(-46%)   |
|    |                             | 2 | 16.5                            |      |     |     |                   |
|    |                             | 3 | 7.2                             |      |     |     |                   |
|    |                             | 4 | 10.8                            |      |     |     |                   |
|    |                             | 5 | 5.4                             |      |     |     |                   |
| 10 |                             | 6 | 9.9                             |      |     |     |                   |
|    |                             | 7 | 6.9                             |      |     |     |                   |
|    |                             | 8 | 8.1                             |      |     |     |                   |

15 **[0258]** From data analysis it can be seen that zymosan produced a leukocyte extravasation response that was intense at the 4 h time-point. Treatment with 10 mg/kg Compound 1 significantly reduced PMN influx (compare PBS group to Compound 1 group in Table1). The degree of inhibition was >60%. Imetit (5 mg/kg) was inactive, whereas a significant inhibitory effect was attained by 5 mg/kg thioperamide.

### 20 Conclusion

25 **[0259]** To conclude, this study demonstrates that a histamine H<sub>4</sub> receptor antagonist, Compound 1, given at the dose of 10 mg/kg, is effective in reducing PMN accumulation in an experimental model of cell recruitment in response to local application of zymosan in the mouse peritoneal cavity. Furthermore thioperamide which is a dual H<sub>3</sub>/H<sub>4</sub> receptor antagonist is also effective. The dual H<sub>3</sub>/H<sub>4</sub> receptor agonist, Imetit, does not have any effect. This shows that an antagonist of the histamine H<sub>4</sub> receptor can block inflammation induced by zymosan.

### 30 EXAMPLE 3

The inhibition of sodium urate crystal induced peritonitis in mice by histamine H<sub>4</sub> receptor antagonists

**[0260]** This example demonstrates the discovery for the first time that histamine H<sub>4</sub> receptor antagonists can block the peritonitis induced by sodium urate crystals. Such crystals are the primary cause of the inflammation associated with acute gouty arthritis.

### 35 Materials and Methods.

#### Animals

40 **[0261]** Male out-bred Swiss albino mice were purchased from Bantin and Kingman (T.O. strain; Hull, Humberside) and maintained on a standard chow pellet diet with tap water *ad libitum* and a 12:00 h light /dark cycle. All animals were housed for at least 3 days prior to experimentation to allow body weight to reach ~30 g on the day of the experiment. For this particular experiment body weight was 30 ± 1 (n=32).

#### 45 Drug treatment and Experimental Design

**[0262]** Compound 1 was stored at room temperature in the dark. On the day of the experiment, Compound 1 was dissolved in phosphate buffered saline (PBS) to a concentration of 3 mg/mL. At *time -15 min* Compound 1 was administered s.c. at the dose of 10 mg/kg, whereas the control group received the vehicle alone (10 mL/kg). Mice received 3 mg mono sodium urate crystals (MSU) given intra-peritoneally at *time 0*. At *time +2h* and *time +4h*, Compound 1 (10 mg/kg) or vehicle (10 mL/kg) were given s.c.

50 **[0263]** *Time +6 h*: Peritoneal cavities were washed 6 h later with 3 mL of PBS containing 3 mM EDTA, and the number of migrated leukocytes determined, by taking an aliquot (100 µL) of the lavage fluid and diluting 1:10 in Turk's solution (0.01% crystal violet in 3% acetic acid). The samples were then vortexed and 10 µL of the stained cell solution were placed in a Neubauer hemacytometer. Differential cell counts were performed using a light microscope (Olympus B061). In view of their chromatic characteristics and their nucleus and cytoplasm appearance, cells polymorphonuclear cells (PMN, >95% neutrophils) could be easily differentiated

55 **[0264]** Experimental groups are described below:



## EP 1 373 204 B1

Vehicle + MSU crystals n=8  
Compound 1 + MSU crystals n=8

### Statistics

5

**[0265]** Data are shown for single mice, and also shown as mean  $\pm$  SE of (n) mice per group. Statistical differences were determined by Student's *t* test. A *P* value <0.05 was taken as significant.

### Results

10

#### [0266]

Table 2. Effect of Compound 1 on MSU-induced leukocyte migration as evaluated at the 6 h time-point.

| Treatment                     | n | PMN (10 <sup>6</sup> per mouse) | mean | SD  | SE  | <i>P</i> value (% inhib) |
|-------------------------------|---|---------------------------------|------|-----|-----|--------------------------|
| PBS<br>(s.c.)                 | 1 | 9.6                             | 8.9  | 2.2 | 0.8 |                          |
|                               | 2 | 12.9                            |      |     |     |                          |
|                               | 3 | 7.2                             |      |     |     |                          |
|                               | 4 | 9.9                             |      |     |     |                          |
|                               | 5 | 6.6                             |      |     |     |                          |
|                               | 6 | 7.2                             |      |     |     |                          |
|                               | 7 | 10.5                            |      |     |     |                          |
|                               | 8 | 7.5                             |      |     |     |                          |
| Compound 1<br>(10mg/kg; s.c.) | 1 | 7.8                             | 6.8  | 2.1 | 0.7 | 0.04<br>(-24%)           |
|                               | 2 | 4.5                             |      |     |     |                          |
|                               | 3 | 3.0                             |      |     |     |                          |
|                               | 4 | 7.8                             |      |     |     |                          |
|                               | 5 | 8.1                             |      |     |     |                          |
|                               | 6 | 9.3                             |      |     |     |                          |
|                               | 7 | 6.6                             |      |     |     |                          |
|                               | 8 | 7.2                             |      |     |     |                          |

25  
30  
35  
**[0267]** Mice were treated with either PBS (10 mL/kg) or Compound 1 (10 mg/kg) at - 15 min, +2 h and +4 h, and with 3 mg MSU crystals at time 0. PMN influx into the peritoneal cavity was measured at the 6 h time-point after collection of the lavage fluids and specific staining as described in the experimental section.

### Conclusion

40

**[0268]** As expected, MSU crystals produced a PMN extravasation that was intense at the 6 h time-point. Treatment with a specific histamine H<sub>4</sub> receptor antagonist, Compound 1, significantly reduced PMN migration (Table 2): the degree of inhibition was 24%. To conclude, this study demonstrates that a histamine H<sub>4</sub> receptor antagonist is effective in reducing PMN accumulation in an experimental model of cell recruitment in response to local application of MSU crystals in the mouse peritoneal cavity.

45

### EXAMPLE 4

#### The inhibition of croton oil induced topical inflammation in mice by histamine H<sub>4</sub> receptor antagonists

50

**[0269]** This example demonstrates the discovery that histamine H<sub>4</sub> receptor antagonists can block the inflammation associated with topical application of croton oil.

55

Materials and Methods.Animals

5 **[0270]** Male or female ICR derived mice weighing  $22 \pm 1$  g were used. Space allocation for 5 animals was 45 x 23 x 15 cm. Mice were housed in APEC R cages. All animals were maintained in a controlled temperature (22 °C - 24 °C) and humidity (60% - 80%) environment with 12 h light/dark cycles. Free access to standard lab chow for Mice (LabDiet Rodent Diet, PMI Nutrition International, USA) and tap water was granted.

10 Chemicals

**[0271]** Acetone (Wako, Japan), Croton oil (Sigma, USA), Indomethacin (Sigma, USA) and Pyrogen free saline (Astar, Taiwan).

15 Protocol Croton Oil Induced Topical Inflammation

**[0272]** Groups of 5 ICR derived male mice weighing  $22 \pm 1$  g were used. Compound 1 (10 mg/kg) and vehicle (0.9% NaCl) as well as the positive control Indomethacin (30 mg/kg) were administered subcutaneously to test animals at 30 min before, and 2 and 4 h after croton oil (8% in 20  $\mu$ L acetone) was applied topically. Ear swelling was measured by Dyer model micrometer gauge 6 h after croton oil as an index of inflammation.

Results**[0273]**

Table 3. Effect of Compound 1 on Croton Oil Induced Topical Inflammation

| Treatment                       | n | Difference in ear    |      |     |                   |
|---------------------------------|---|----------------------|------|-----|-------------------|
|                                 |   | Thickness (x0.01 mm) | Mean | SE  | P value (% inhib) |
| PBS<br>(s.c.)                   | 1 | 12                   | 16.6 | 1.4 |                   |
|                                 | 2 | 17                   |      |     |                   |
|                                 | 3 | 15                   |      |     |                   |
|                                 | 4 | 19                   |      |     |                   |
|                                 | 5 | 20                   |      |     |                   |
| Compound 1<br>(10mg/kg; s.c.)   | 1 | 12                   | 12.0 | 1.2 | 0.03<br>(-28%)    |
|                                 | 2 | 10                   |      |     |                   |
|                                 | 3 | 13                   |      |     |                   |
|                                 | 4 | 9                    |      |     |                   |
|                                 | 5 | 16                   |      |     |                   |
| Indomethacin<br>(30mg/kg; s.c.) | 1 | 5                    | 10.0 | 1.3 | 0.001<br>(-40%)   |
|                                 | 2 | 10                   |      |     |                   |
|                                 | 3 | 12                   |      |     |                   |
|                                 | 4 | 12                   |      |     |                   |
|                                 | 5 | 11                   |      |     |                   |

Conclusions

50 **[0274]** In the croton oil induced topical inflammation ear swelling assay, a histamine H<sub>4</sub> receptor antagonist, Compound 1, at a dose of 10 mg/kg x 3 (s.c.) significantly reduced the swelling with respect to the vehicle control. This effect was similar to Indomethacin (30 mg/kg x 3). These results show that a histamine H<sub>4</sub> receptor antagonist can act as an anti-inflammatory agent.

55

## EXAMPLE 5

Cell-type Distribution of H<sub>4</sub> Expression

5 **[0275]** RNA was prepared from the different cells using a RNeasy kit (Qiagen, Valencia, CA) according to the manufacturer's instructions. RNA samples (5 µg) were run on an RNA gel and then transferred overnight to a nylon blot (Hybond, Amersham Pharmacia Biotech, Piscataway, NJ). The blot was pre-hybridized with ExpressHyb solution (CLONTECH) for 30 min at 68 °C. The H<sub>4</sub> receptor DNA was labeled using the rediprime II kit (Amersham Pharmacia Biotech).  
 10 The blot was hybridized for 2 h at 68 °C, followed by one wash step (23 SSC and 0.05% SDS) of 40 min at room temperature, and a second wash step (0.13 SSC and 0.1 % SDS) of 40 min at 50 °C. The blot was exposed to X-ray film at 27 °C with two intensifying screens overnight.

Conclusion

15 **[0276]** The Northern Blot results indicate that the H<sub>4</sub> receptor is expressed on bone-marrow derived mast cells (BMDC) peritoneal mast cells, and eosinophils. These positive results are consistent with the published literature (eg. Oda et al., Nguyen et al., and Morse et al. in the Background section). However, the negative results of the Northern Blot experiment, such as the finding of apparently no measurable levels of H<sub>4</sub> receptor expressed by neutrophils, differ somewhat from the above literature findings. This may be explained by the different methodologies used. Additional investigation may  
 20 also clarify these issues.

Table 4. Cell-type Distribution of H<sub>4</sub> Expression by Northern Blot

| Species | Cell Type                    | H <sub>4</sub>     |
|---------|------------------------------|--------------------|
| Human   | <b>Eosinophils</b>           | +                  |
|         | Immature Dendritic Cells     | -                  |
|         | Mature Dendritic Cells       | -                  |
|         | CD14 <sup>+</sup> Monocytes  | -                  |
|         | CD4 <sup>+</sup> T Cells     | -                  |
|         | CD8 <sup>+</sup> T Cells     | -                  |
|         | B Cells                      | -                  |
|         | Neutrophils                  | -                  |
|         | Mouse                        | <b>Eosinophils</b> |
|         | <b>Peritoneal Mast Cells</b> | +                  |
|         | <b>BMDC</b>                  | +                  |
|         | BM Derived Macrophages       | -                  |
|         | Peritoneal Macrophages       | -                  |
|         | CD4 <sup>+</sup> T Cells     | -                  |
|         | B Cells                      | -                  |

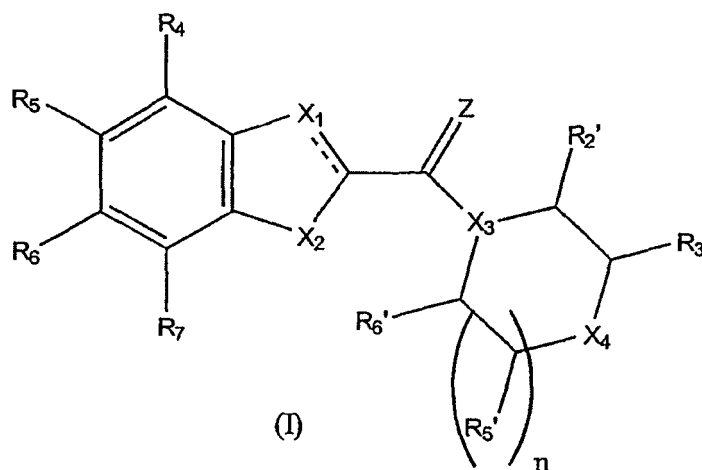
## G. Other Embodiments

45 **[0277]** The features and advantages of the invention are apparent to one of ordinary skill in the art. Based on this disclosure, including the summary, detailed description, background, examples, and claims, one of ordinary skill in the art will be able to make modifications and adaptations to various conditions and usages.

50 **Claims**

1. A compound of formula (I) wherein:

55

5  
10  
1520  
25  
30  
35  
40

Wherein  $R_1$  is  $R_a$ ,  $R_aR_b$ -,  $R_a-O-R_b$ -, or  $(R_c)(R_d)N-R_b$ -, where  $R_a$  is H, cyano,  $-(C=O)N(R_c)(R_d)$ ,  $-(C(=NH)(NH_2))$ ,  $C_{1-10}$  alkyl,  $C_{3-8}$  alkenyl,  $C_{3-8}$  cycloalkyl,  $C_{2-5}$  heterocyclic radical, or phenyl; where  $R_b$  is  $C_{1-8}$  alkylene,  $C_{2-8}$  alkenylene,  $C_{3-8}$  cycloalkylene, bivalent  $C_{3-8}$  heterocyclic radical, or phenylene, and  $R_c$  and  $R_d$  are each independently H,  $C_{1-8}$  alkyl,  $C_{2-8}$  alkenyl,  $C_{3-8}$  cycloalkyl, or phenyl;

$R_2$  is H, methyl, ethyl,  $NR_pR_q$ ,  $-(CO)NR_pR_q$ ,  $-(CO)OR_r$ ,  $-CH_2NR_pR_q$ , or  $CH_2OR_r$ ; where  $R_p$ ,  $R_q$ , and  $R_r$  are independently selected from  $C_{1-6}$  alkyl,  $C_{3-6}$  cycloalkyl, phenyl; ( $C_{3-6}$  cycloalkyl)( $C_{1-2}$  alkylene), benzyl or phenethyl; or  $R_p$  and  $R_q$  taken together with the nitrogen to which they are attached, form a 4-7 membered heterocyclic ring with 0 or 1 additional heteroatoms selected from O, S, and N;

$R_3$  is H, methyl, ethyl,  $NR_sR_t$ ,  $-(CO)NR_sR_t$ ,  $-(CO)OR_u$ ,  $-CH_2NR_sR_t$ , or  $CH_2OR_u$ ; where  $R_s$ ,  $R_t$ , and  $R_u$  are independently selected from  $C_{1-6}$  alkyl,  $C_{3-6}$  cycloalkyl, phenyl; ( $C_{3-6}$  cycloalkyl)( $C_{1-2}$  alkylene), benzyl or phenethyl; or  $R_s$  and  $R_t$  taken together with the nitrogen to which they are attached, form a 4-7 membered heterocyclic ring with 0 or 1 additional heteroatoms selected from O, S, and N;

$R_5$  is methyl, ethyl, or H;

$R_6$  is methyl, ethyl, or H;

$R_7$  is methyl, ethyl, or H;

$X_4$  is  $NR_1$ ;

$X_1$  is  $CR_3$ ;

$R_3$  is F, Cl, Br, CHO,  $R_f$ ,  $R_fR_g$ -,  $R_f-O-R_g$ -, or  $(R_h)(R_i)N-R_g$ -, where  $R_f$  is H,  $C_{1-6}$  alkyl,  $C_{2-6}$  alkenyl,  $C_{3-6}$  cycloalkyl,  $C_{2-5}$  heterocyclic radical, or phenyl; where  $R_g$  is  $C_{1-6}$  alkylene,  $C_{2-6}$  alkenylene,  $C_{3-6}$  cycloalkylene, bivalent  $C_{3-6}$  heterocyclic radical, or phenylene; and  $R_h$  and  $R_i$  are each independently H,  $C_{1-6}$  alkyl,  $C_{2-6}$  alkenyl,  $C_{3-6}$  cycloalkyl, or phenyl;

$X_2$  is  $NR_e$ ;  $R_e$  is H or  $C_{1-6}$  alkyl;

$X_3$  is N;

Z is =O;

each of  $R_4$  and  $R_6$  is independently H, F, Cl, Br, I, COOH, OH, nitro, amino, cyano,  $C_{1-4}$  alkoxy, or  $C_{1-4}$  alkyl;

$R_5$  is H, F, Cl, Br, I,  $(C=O)R_j$ , OH, nitro,  $NR_kR_l$ , cyano, phenyl,  $-OCH_2-Ph$ ,  $C_{1-4}$  alkoxy, or  $C_{1-4}$  alkyl;

$R_7$  is H, F, Cl, Br, I,  $(C=O)R_m$ , OH, nitro,  $NR_nR_o$ , cyano, phenyl,  $-OCH_2-Ph$ ,  $C_{1-4}$  alkoxy, or  $C_{1-4}$  alkyl;

wherein each of  $R_j$ ,  $R_k$ ,  $R_l$ , and  $R_m$  is independently selected from H,  $C_{1-6}$  alkyl, hydroxy, phenyl, benzyl, phenethyl, and  $C_{1-6}$  alkoxy;

each of the above hydrocarbonyl (including alkyl, alkoxy, phenyl, benzyl, cycloalkyl, and so on) or heterocyclic groups being independently and optionally substituted with between 1 and 3 substituents selected from  $C_{1-3}$  alkyl, halo, hydroxy, amino, and  $C_{1-3}$  alkoxy;

wherein n is 0, 1, or 2; where n is 2, the moiety  $-(CHR_5)_{n=2}$  is  $-(CHR_5-CHR_7)$ -where  $CHR_5$ , is between  $CHR_6$ , and  $CHR_7$ ;

provided at least one of  $R_1$ ,  $R_2$ ,  $R_3$ ,  $R_4$ ,  $R_5$ ,  $R_6$ , and  $R_7$  is other than H ;

and provided, where n = 1, and each of  $R_4$ ,  $R_5$ ,  $R_6$ ,  $R_7$ ,  $R_2$ ,  $R_3$ ,  $R_5$ , and  $R_6$ , is H, then (a) where  $X_2$  is NH, then  $R_1$  is (i) not methyl, pyridyl, phenyl, or benzyl, wherein phenyl and benzyl are independently and optionally substituted with between 1 and 3 substituents selected from  $C_{1-3}$  alkyl, halo, hydroxy, amino, and  $C_{1-3}$  alkoxy; provided where n=1,  $X_2$  is NH and each of  $R_3$ ,  $R_4$ ,  $R_5$ ,  $R_6$ ,  $R_7$ ,  $R_2$ ,  $R_3$ ,  $R_5$ , and  $R_6$  is H then  $R_1$  is not 4-methoxypyrimidin-2-yl;

provided where n=1,  $R_5$  is OH,  $X_2$  is NH and each of  $R_3$ ,  $R_4$ ,  $R_6$ ,  $R_7$ ,  $R_2$ ,  $R_3$ ,  $R_5$ , and  $R_6$  is H then  $R_1$  is not 3-N-ethylaminopyridin-2-yl;

55

provided where  $n=1$ ,  $R_5$  is methoxy,  $X_2$  is NH and each of  $R_3$ ,  $R_4$ ,  $R_6$ ,  $R_7$ ,  $R_2$ ,  $R_3'$ ,  $R_5'$  and  $R_6'$  is H then  $R_1$  is not 3-N-ethylaminopyridin-2-yl;

provided where  $n=1$ ,  $R_5$  is OH,  $X_2$  is NH and each of  $R_3$ ,  $R_4$ ,  $R_6$ ,  $R_7$ ,  $R_2$ ,  $R_3'$ ,  $R_5'$  and  $R_6'$  is H then  $R_1$  is not 3-aminopyridin-2-yl;

5 provided where  $n=1$ ,  $R_5$  is methoxy,  $X_2$  is NH and each of  $R_3$ ,  $R_4$ ,  $R_6$ ,  $R_7$ ,  $R_2$ ,  $R_3'$ ,  $R_5'$  and  $R_6'$  is H then  $R_1$  is not 3-aminopyridin-2-yl;

provided where  $n=1$ ,  $R_5$  is methoxy,  $R_6$  is OH,  $X_2$  is NH and each of  $R_3$ ,  $R_4$ ,  $R_7$ ,  $R_2$ ,  $R_3'$ ,  $R_5'$  and  $R_6'$  is H then  $R_1$  is not 3-aminopyridin-2-yl;

10 provided where  $n=1$ ,  $R_5$  is OH,  $X_2$  is NH and each of  $R_3$ ,  $R_4$ ,  $R_6$ ,  $R_7$ ,  $R_2$ ,  $R_3'$ ,  $R_5'$  and  $R_6'$  is H then  $R_1$  is not 2, 3, 4-trimethoxybenzyl;

provided where  $n=1$ ,  $R_5$  is F,  $X_2$  is NH and each of  $R_3$ ,  $R_4$ ,  $R_6$ ,  $R_7$ ,  $R_2$ ,  $R_3'$ ,  $R_5'$  and  $R_6'$  is H then  $R_1$  is not 2-pyridyl;

provided where  $n=1$ ,  $R_e$  is methyl and each of  $R_3$ ,  $R_4$ ,  $R_5$ ,  $R_6$ ,  $R_7$ ,  $R_2$ ,  $R_3'$ ,  $R_5'$  and  $R_6'$  is H then  $R_1$  is not 2-ethoxyphenyl or 4-chlorophenyl;

15 provided where  $n=1$ ,  $R_5$  is methoxy,  $X_2$  is NH and each of  $R_3$ ,  $R_4$ ,  $R_6$ ,  $R_7$ ,  $R_2$ ,  $R_3'$ ,  $R_5'$  and  $R_6'$  is H then  $R_1$  is not 3, 4, 5-trimethoxybenzyl;

provided where  $n=1$ ,  $R_5$  is methoxy,  $R_e$  is ethoxyethyl and each of  $R_3$ ,  $R_4$ ,  $R_6$ ,  $R_7$ ,  $R_2$ ,  $R_3'$ ,  $R_5'$  and  $R_6'$  is H then  $R_1$  is not 3, 4, 5-trimethoxybenzyl;

20 provided where  $n=1$ ,  $R_5$  is chloro,  $X_2$  is NH and each of  $R_3$ ,  $R_4$ ,  $R_6$ ,  $R_7$ ,  $R_2$ ,  $R_3'$ ,  $R_5'$  and  $R_6'$  is H then  $R_1$  is not pyridine-3-ylmethyl;

provided where  $n=1$ ,  $R_5$  is methoxy,  $X_2$  is NH and each of  $R_3$ ,  $R_4$ ,  $R_6$ ,  $R_7$ ,  $R_2$ ,  $R_3'$ ,  $R_5'$  and  $R_6'$  is H then  $R_1$  is not pyridine-3-ylmethyl;

25 provided where  $n=1$ ,  $R_5$  is methoxy,  $R_e$  is ethoxyethyl and each of  $R_3$ ,  $R_4$ ,  $R_6$ ,  $R_7$ ,  $R_2$ ,  $R_3'$ ,  $R_5'$  and  $R_6'$  is H then  $R_1$  is not pyridine-3-ylmethyl;

provided where  $n=1$ ,  $R_5$  is methoxy,  $X_2$  is NH and each of  $R_3$ ,  $R_4$ ,  $R_6$ ,  $R_7$ ,  $R_2$ ,  $R_3'$ ,  $R_5'$  and  $R_6'$  is H then  $R_1$  is not 2-ethoxyphenyl;

provided where  $n=1$ ,  $R_5$  is fluoro,  $X_2$  is NH and each of  $R_3$ ,  $R_4$ ,  $R_6$ ,  $R_7$ ,  $R_2$ ,  $R_3'$ ,  $R_5'$  and  $R_6'$  is H then  $R_1$  is not 3-aminopyridin-2-yl;

30 provided where  $n=1$ ,  $R_5$  is Cl,  $X_2$  is NH and each of  $R_3$ ,  $R_4$ ,  $R_6$ ,  $R_7$ ,  $R_2$ ,  $R_3'$ ,  $R_5'$  and  $R_6'$  is H then  $R_1$  is not (1*H*-imidazol-1-yl)propyl, (1*H*-imidazol-1-yl)ethyl or pyridine-3-ylmethyl;

provided where  $n=1$ ,  $X_2$  is NH and each of  $R_3$ ,  $R_4$ ,  $R_5$ ,  $R_6$ ,  $R_7$ ,  $R_2$ ,  $R_3'$ ,  $R_5'$  and  $R_6'$  is H then  $R_1$  is not (1*H*-imidazol-1-yl)ethyl, (1*H*-imidazol-1-yl)propyl, pyridine-3-ylmethyl or pyridine-3-ylpropyl;

provided where:

- 35
- $n=1$ ,
  - $X_2$  is NRe (where  $R_e$  is H, methyl, or trifluoromethyl),
  - each of  $R_2'$ ,  $R_3'$ ,  $R_5'$  and  $R_6'$  is H,
  - $R_4$  and/or  $R_6$  is H, F, Cl, Br, nitro, amino, methoxy, methyl or trifluoromethyl,
  - 40 •  $R_5$  is H, F, Cl, Br, nitro, NR<sub>j</sub>R<sub>k</sub> (wherein each of  $R_j$  and  $R_k$  is H), methoxy, methyl, or trifluoromethyl,
  - $R_7$  is H, F, Cl, Br, nitro, NR<sub>l</sub>R<sub>m</sub> (wherein each of  $R_l$  and  $R_m$  is H), methoxy, methyl, or trifluoromethyl,

then  $R_1$  is not 4-(trifluoromethyl)-pyrimidin-2-yl or 4-(C<sub>1-3</sub> alkoxy)-pyrimidin-2-yl;

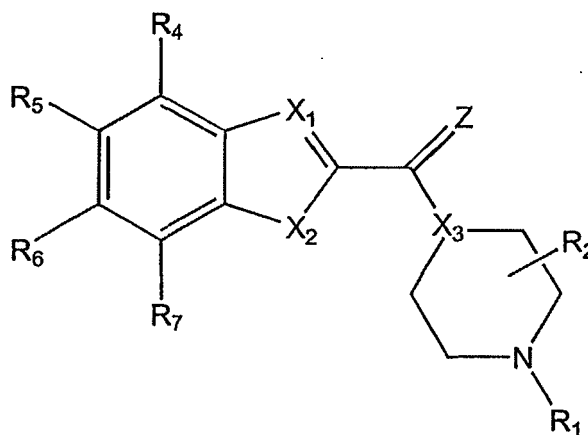
45 provided where  $n=1$ ,  $X_2$  is NH, and each of  $R_1$ ,  $R_2'$ ,  $R_3'$ ,  $R_5'$ ,  $R_6'$ ,  $R_3$ ,  $R_4$ ,  $R_6$ , and  $R_7$  is H then  $R_5$  is not chloro;

and provided, where  $X_2$  is NH,  $n = 1$ ,  $R_1$  is methyl, each of  $R_4$ ,  $R_6$ ,  $R_7$ ,  $R_2$ ,  $R_3'$ ,  $R_5'$  and  $R_6'$  is H, then  $R_5$  is not methoxy; or a pharmaceutically acceptable salt, ester, or amide thereof.

2. A compound of claim 1 of the following formula wherein:

50

55



Wherein  $R_1$  is  $R_a$ ,  $R_aR_b^-$ ,  $R_a-O-R_b^-$ , or  $(R_c)(R_d)N-R_b^-$ , where  $R_a$  is H, C<sub>1-10</sub> alkyl, C<sub>3-8</sub> alkenyl, C<sub>3-8</sub> cycloalkyl, C<sub>2-5</sub> heterocyclic radical, or phenyl; where  $R_b$  is C<sub>1-8</sub> alkylene, C<sub>3-8</sub> alkenylene, C<sub>3-8</sub> cycloalkylene, bivalent C<sub>3-8</sub> heterocyclic radical, or phenylene; and  $R_c$  and  $R_d$  are each independently H, C<sub>1-8</sub> alkyl, C<sub>2-8</sub> alkenyl, C<sub>3-8</sub> cycloalkyl, or phenyl;

$R_2$  is ortho or meta, and is methyl or H;

$X_1$  is  $CR_3$ ;

$R_3$  is F, Cl, Br,  $R_f$ ,  $R_fR_g^-$ ,  $R_f-O-R_g^-$ , or  $(R_h)(R_i)N-R_g^-$ , where  $R_f$  is H, C<sub>1-6</sub> alkyl, C<sub>2-6</sub> alkenyl, C<sub>3-6</sub> cycloalkyl, C<sub>2-5</sub> heterocyclic radical, or phenyl; where  $R_g$  is C<sub>1-6</sub> alkylene, C<sub>2-6</sub> alkenylene, C<sub>3-6</sub> cycloalkylene, bivalent C<sub>3-6</sub> heterocyclic radical, or phenylene; and  $R_h$  and  $R_i$  are each independently H, C<sub>1-6</sub> alkyl, C<sub>2-6</sub> alkenyl, C<sub>3-6</sub> cycloalkyl, or phenyl;

$X_2$  is  $NR_e$ ;  $R_e$  is H or C<sub>1-6</sub> alkyl;

$X_3$  is N;

Z is =O ;

each of  $R_4$  and  $R_6$  is independently H, F, Cl, Br, I, COOH, OH, nitro, amino, cyano, C<sub>1-4</sub> alkoxy, or C<sub>1-4</sub> alkyl;

$R_5$  is H, F, Cl, Br, I,  $(C=O)R_j$ , OH, nitro,  $NR_kR_k$ , cyano,  $-OCH_2-Ph$ , C<sub>1-4</sub> alkoxy, or C<sub>1-4</sub> alkyl;

$R_7$  is H, F, Cl, Br, I,  $(C=O)R_m$ , OH, nitro,  $NR_lR_m$ , cyano, C<sub>1-4</sub> alkoxy, or C<sub>1-4</sub> alkyl;

wherein each of  $R_j$ ,  $R_k$ ,  $R_l$ , and  $R_m$  is independently selected from H, C<sub>1-8</sub> alkyl, hydroxy, phenyl, benzyl, phenethyl, and C<sub>1-6</sub> alkoxy;

each of the above hydrocarbonyl or heterocyclic groups being independently and optionally substituted with between 1 and 3 substituents selected from C<sub>1-3</sub> alkyl, halo, hydroxy, amino, and C<sub>1-3</sub> alkoxy;

provided at least one of  $R_1$ ,  $R_2$ ,  $R_3$ ,  $R_4$ ,  $R_5$ ,  $R_6$ , and  $R_7$  is other than H ;

or a pharmaceutically acceptable salt, ester, or amide thereof.

3. A compound of claim 1, wherein  $R_1$  is  $R_a$ ,  $R_aR_b^-$ ,  $R_a-O-R_b^-$ , or  $(R_c)(R_d)N-R_b^-$ , where  $R_a$  is H, C<sub>1-10</sub> alkyl, C<sub>2-5</sub> alkenyl, C<sub>3-8</sub> cycloalkyl, C<sub>2-5</sub> heterocyclic radical, or phenyl; where  $R_b$  is C<sub>1-6</sub> alkylene, or C<sub>2-8</sub> alkenylene; and  $R_c$  and  $R_d$  are each independently H, C<sub>1-8</sub> alkyl, C<sub>2-8</sub> alkenyl, C<sub>3-8</sub> cycloalkyl, or phenyl;

$R_2$  is methyl or H;

$R_3$  is methyl or H;

$R_5$  is methyl or H;

$R_6$  is methyl or H;

$R_7$  is methyl or H;

$X_1$  is  $CR_3$ ;

$R_3$  is F, Cl, Br, methyl, ethyl, or propyl;

$X_2$  is  $NR_e$ ;  $R_e$  is H or C<sub>1-6</sub> alkyl;

$X_3$  is N;

Z is =O ;

each of  $R_4$  and  $R_6$  is independently H, F, Cl, Br, I, COOH, OH, nitro, amino, cyano, C<sub>1-3</sub> alkoxy, or C<sub>1-3</sub> alkyl;

$R_5$  is H, F, Cl, Br, I,  $(C=O)R_j$ , OH, nitro,  $NR_kR_k$ , cyano,  $-OCH_2-Ph$ , C<sub>1-4</sub> alkoxy, or C<sub>1-4</sub> alkyl;

$R_7$  is H, F, Cl, Br, I,  $(C=O)R_m$ , OH, nitro,  $NR_lR_m$ , cyano, C<sub>1-4</sub> alkoxy, or C<sub>1-4</sub> alkyl;

wherein each of  $R_j$ ,  $R_k$ ,  $R_l$ , and  $R_m$  is independently selected from H, alkyl, hydroxy, phenyl, benzyl, phenethyl, and C<sub>1-6</sub> alkoxy;

## EP 1 373 204 B1

each of the above hydrocarbonyl or heterocyclic groups being independently and optionally substituted with between 1 and 3 substituents selected from C<sub>1-3</sub> alkyl, halo, hydroxy, amino, and C<sub>1-3</sub> alkoxy;  
n is 1;  
provided at least one of R<sub>1</sub>, R<sub>2</sub>, R<sub>3</sub>, R<sub>4</sub>, R<sub>5</sub>, R<sub>6</sub>, and R<sub>7</sub> is other than H ;

5 or a pharmaceutically acceptable salt, ester, or amide thereof.

4. A compound of claim 1, wherein

10 R<sub>1</sub> is H, methyl, or ethyl;  
One of R<sub>2</sub> and R<sub>3</sub> is methyl, and the other is H, where R<sub>1</sub> is H; R<sub>2</sub> is otherwise H;  
X<sub>1</sub> is CR<sub>3</sub>; R<sub>3</sub> is H, F, Cl, or Br;  
X<sub>2</sub> is NR<sub>e</sub> ;  
R<sub>e</sub> is H or C<sub>1-3</sub> alkyl;  
15 Z is =O ;  
each of R<sub>4</sub> and R<sub>6</sub> is independently H, OH, C<sub>1-4</sub> alkyl, C<sub>1-4</sub> alkoxy, cyano, or amino;  
R<sub>5</sub> is H, F, Cl, Br, COOH, OH, amino, cyano, C<sub>1-4</sub> alkoxy, or C<sub>1-4</sub> alkyl; and  
R<sub>7</sub> is H, F, Cl, Br, C<sub>1-4</sub> alkyl, C<sub>1-4</sub> alkoxy, cyano, or amino; provided at least one of R<sub>5</sub> and R<sub>7</sub> is not H.

20 5. A compound of claim 1, wherein

R<sub>1</sub> is H, methyl, or ethyl;  
R<sub>2</sub> and R<sub>3</sub> are independently methyl or H;  
X<sub>1</sub> is CR<sub>3</sub> ; R<sub>3</sub> is H, F, or Cl;  
25 X<sub>2</sub> is NR<sub>e</sub>; R<sub>e</sub> is H or C<sub>1-6</sub> alkyl;  
Z is = O;  
each of R<sub>4</sub> and R<sub>6</sub> is H;  
R<sub>5</sub> is H, F, Cl, Br, methyl, ethyl, or propyl; and  
R<sub>7</sub> is H, F, Cl, Br, or C<sub>1-4</sub> alkyl; provided at least one of R<sub>5</sub> and R<sub>7</sub> is not H.

30 6. A compound of claim 1, wherein R<sub>1</sub> is H, methyl or ethyl.

7. A compound of claim 6, wherein R<sub>1</sub> is methyl.

35 8. A compound of claim 1, wherein R<sub>2</sub> is H.

9. A compound of claim 1, wherein R<sub>2</sub> is methyl,

10. A compound of claim 1, wherein R<sub>3</sub> is H or Cl.

40 11. A compound of claim 10, wherein R<sub>3</sub> is Cl.

12. A compound of claim 1, wherein R<sub>5</sub> is F, Cl, Br, or methyl and R<sub>7</sub> is F, Cl, or Br.

45 13. A compound of claim 1, wherein each of R<sub>5</sub> and R<sub>7</sub> is independently selected from H, F, Cl, Br, and methyl, provided at least one of R<sub>5</sub> and R<sub>7</sub> is not H.

14. A compound of claim 1, wherein each of R<sub>4</sub> and R<sub>6</sub> is independently H, methyl, or Cl.

50 15. A compound of claim 1, wherein R<sub>3</sub> is H or Cl; R<sub>5</sub> is F, Cl, Br, or methyl; and R<sub>7</sub> is H, F, Cl, or Br.

16. A compound of claim 15, wherein each of R<sub>4</sub> and R<sub>6</sub> is independently H, methyl, or Cl.

55 17. A compound of claim 1 selected from: (5-Chloro-1H-indol-2-yl)-(4-methyl-piperazin-1-yl)-methanone; (5-Fluoro-1H-indol-2-yl)-(4-methyl-piperazin-1-yl)-methanone; (5-Bromo-1H-indol-2-yl)-(4-methyl-piperazin-1-yl)-methanone; (5-Methyl-1H-indol-2-yl)-(4-methyl-piperazin-1-yl)-methanone; (5,7-Difluoro-1H-indol-2-yl)-(4-methyl-piperazin-1-yl)-methanone; (7-Chloro-1H-indol-2-yl)-(4-methyl-piperazin-1-yl)-methanone; (5,7-Dichloro-1H-indol-2-yl)-(4-methyl-piperazin-1-yl)-methanone; and (3,5-Dichloro-1H-indol-2-yl)-(4-methyl-piperazin-1-yl)-methanone.

18. A compound of claim 1 selected from: (6-Chloro-1H-indol-2-yl)-(4-methyl-piperazin-1-yl)-methanone; (1H-Indol-2-yl)-(3-methyl-piperazin-1-yl)-methanone; and (7-Bromo-1H-indol-2-yl)-(4-methyl-piperazin-1-yl)-methanone.

19. A compound of claim 17 selected from: (5-Chloro-1H-indol-2-yl)-(4-methyl-piperazin-1-yl)-methanone; (5-Bromo-1H-indol-2-yl)-(4-methyl-piperazin-1-yl)-methanone; (5-Methyl-1H-indol-2-yl)-(4-methyl-piperazin-1-yl)-methanone; (5,7-Difluoro-1H-indol-2-yl)-(4-methyl-piperazin-1-yl)-methanone; and (5,7-Dichloro-1H-indol-2-yl)-(4-methyl-piperazin-1-yl)-methanone.

20. A compound of claim 1, selected from:

(4-Methyl-piperazin-1-yl)-(5-trifluoromethyl-1H-indol-2-yl)-methanone; (7-Amino-5-methyl-1H-indol-2-yl)-(4-methyl-piperazin-1-yl)-methanone; (5-Amino-7-methyl-1H-indol-2-yl)-(4-methyl-piperazin-1-yl)-methanone; (7-Amino-5-bromo-1H-indol-2-yl)-(4-methyl-piperazin-1-yl)-methanone; (5-Amino-7-bromo-1H-indol-2-yl)-(4-methyl-piperazin-1-yl)-methanone; (5-Fluoro-7-methyl-1H-indol-2-yl)-(4-methyl-piperazin-1-yl)-methanone; (7-Fluoro-5-methyl-1H-indol-2-yl)-(4-methyl-piperazin-1-yl)-methanone; (6-Bromo-5-hydroxy-1H-indol-2-yl)-(4-methyl-piperazin-1-yl)-methanone; (5-Bromo-6-hydroxy-1H-indol-2-yl)-(4-methyl-piperazin-1-yl)-methanone; (6-Bromo-7-hydroxy-1H-indol-2-yl)-(4-methyl-piperazin-1-yl)-methanone; (4-Bromo-7-hydroxy-1H-indol-2-yl)-(4-methyl-piperazin-1-yl)-methanone; (6-Bromo-7-methyl-1H-indol-2-yl)-(4-methyl-piperazin-1-yl)-methanone; and (4-Bromo-7-methyl-1H-indol-2-yl)-(4-methyl-piperazin-1-yl)-methanone.

21. A compound of claim 1, selected from: (5,7-Dichloro-1H-indol-2-yl)-piperazin-1-yl-methanone; (5,7-Difluoro-1H-indol-2-yl)-piperazin-1-yl-methanone; (5,7-Difluoro-1H-indol-2-yl)-(3-methyl-piperazin-1-yl)-methanone; (5,6-Difluoro-1H-indol-2-yl)-(4-methyl-piperazin-1-yl)-methanone; and (4,6-Difluoro-1H-indol-2-yl)-(4-methyl-piperazin-1-yl)-methanone.

22. A compound of claim 1, selected from:

1-(5-Chloro-1H-indole-2-carbonyl)-4-methyl-piperazine-2-carboxylic acid methyl ester; 4-(5-Chloro-1H-indole-2-carbonyl)-1-methyl-piperazine-2-carboxylic acid methyl ester; 4-(5-Chloro-1H-indole-2-carbonyl)-1-methyl-piperazine-2-carboxylic acid amide; 1-(5-Chloro-1H-indole-2-carbonyl)-4-methyl-piperazine-2-carboxylic acid amide; 4-(5-Chloro-1H-indole-2-carbonyl)-1-methyl-piperazine-2-carboxylic acid methylamide; 1-(5-Chloro-1H-indole-2-carbonyl)-4-methyl-piperazine-2-carboxylic acid methylamide; 4-(5-Chloro-1H-indole-2-carbonyl)-1-methyl-piperazine-2-carboxylic acid dimethylamide; 1-(5-Chloro-1H-indole-2-carbonyl)-4-methyl-piperazine-2-carboxylic acid dimethylamide; (5-Chloro-1H-indol-2-yl)-(3-hydroxymethyl-4-methyl-piperazin-1-yl)-methanone; (5-Chloro-1H-indol-2-yl)-(3-methoxymethyl-4-methyl-piperazin-1-yl)-methanone; (5-Chloro-1H-indol-2-yl)-(2-methoxymethyl-4-methyl-piperazin-1-yl)-methanone; (5-Chloro-1H-indol-2-yl)-(4-methyl-3-methylaminomethyl-piperazin-1-yl)-methanone; (5-Chloro-1H-indol-2-yl)-(4-methyl-2-methylaminomethyl-piperazin-1-yl)-methanone; (5-Chloro-1H-indol-2-yl)-(3-dimethylaminomethyl-4-methyl-piperazin-1-yl)-methanone; and (5-Chloro-1H-indol-2-yl)-(2-dimethylaminomethyl-4-methyl-piperazin-1-yl)-methanone.

23. A pharmaceutical composition comprising a compound of claim 1 and a pharmaceutically acceptable carrier.

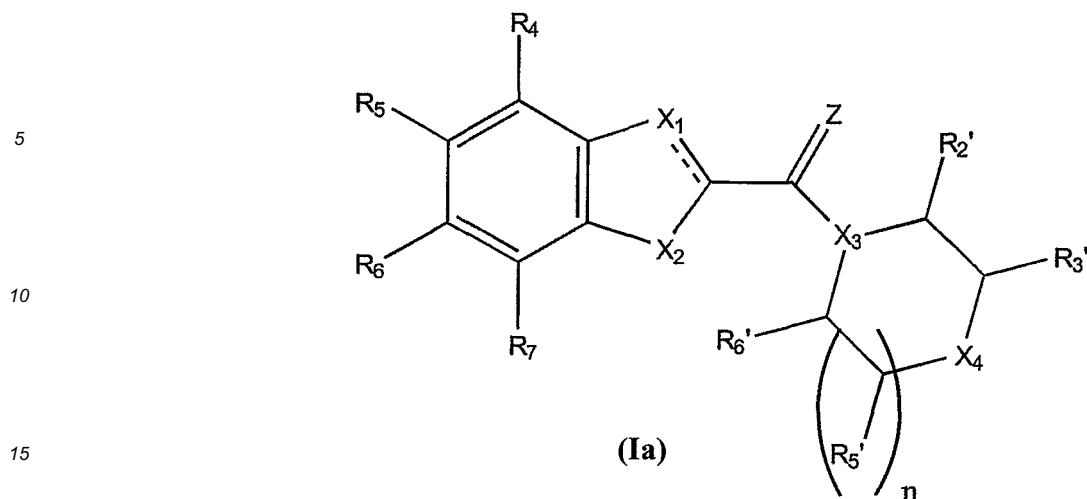
24. A pharmaceutical composition comprising a compound of claim 2 and a pharmaceutically acceptable carrier.

25. A pharmaceutical composition comprising a compound of claim 3 and a pharmaceutically acceptable carrier.

26. A pharmaceutical composition of claim 23, comprising a compound selected from (5-Chloro-1H-indol-2-yl)-(4-methyl-piperazin-1-yl)-methanone; (5-Fluoro-1H-indol-2-yl)-(4-methyl-piperazin-1-yl)-methanone; (5-Bromo-1H-indol-2-yl)-(4-methyl-piperazin-1-yl)-methanone; (5-Methyl-1H-indol-2-yl)-(4-methyl-piperazin-1-yl)-methanone; (5,7-Difluoro-1H-indol-2-yl)-(4-methyl-piperazin-1-yl)-methanone; (7-Chloro-1H-indol-2-yl)-(4-methyl-piperazin-1-yl)-methanone; (5,7-Dichloro-1H-indol-2-yl)-(4-methyl-piperazin-1-yl)-methanone; (3,5-Dichloro-1H-indol-2-yl)-(4-methyl-piperazin-1-yl)-methanone; (6-Chloro-1H-indol-2-yl)-(4-methyl-piperazin-1-yl)-methanone; (1H-Indol-2-yl)-(3-methyl-piperazin-1-yl)-methanone; and (7-Bromo-1H-indol-2-yl)-(4-methyl-piperazin-1-yl)-methanone.

27. A compound of formula (Ia):





Wherein  $R_1$  is  $R_a$ ,  $R_aR_b^-$ ,  $R_a-O-R_b$ , or  $(R_c)(R_d)N-R_b^-$ , where  $R_a$  is H, cyano,  $-(C=O)N(R_c)(R_d)$ ,  $-(C(=NH)(NH_2))$ ,  $C_{1-10}$  alkyl,  $C_{3-8}$  alkenyl,  $C_{3-8}$  cycloalkyl,  $C_{2-5}$  heterocyclic radical, or phenyl; where  $R_b$  is  $C_{1-8}$  alkenylene,  $C_{2-8}$  alkenylene,  $C_{3-8}$  cycloalkylene, bivalent  $C_{3-8}$  heterocyclic radical, or phenylene, and  $R_c$  and  $R_d$  are each independently H,  $C_{1-8}$  alkyl,  $C_{2-8}$  alkenyl,  $C_{3-8}$  cycloalkyl, or phenyl;

$R_2'$  is H, methyl, ethyl,  $NR_pR_q$ ,  $-(CO)NR_pR_q$ ,  $-(CO)OR_r$ ,  $-CH_2NR_pR_q$ , or  $CH_2OR_r$ ; where  $R_p$ ,  $R_q$ , and  $R_r$  are independently selected from  $C_{1-6}$  alkyl,  $C_{3-6}$  cycloalkyl, phenyl;  $(C_{3-6}$  cycloalkyl)( $C_{1-2}$  alkenylene), benzyl or phenethyl; or  $R_p$  and  $R_q$  taken together with the nitrogen to which they are attached, form a 4-7 membered heterocyclic ring with 0 or 1 additional heteroatoms selected from O, S, and N;  $R_3'$  is H, methyl, ethyl,  $NR_sR_t$ ,  $-(CO)NR_sR_t$ ,  $-(CO)OR_u$ ,  $-CH_2NR_sR_t$ , or  $CH_2OR_u$ ; where  $R_s$ ,  $R_t$ , and  $R_u$  are independently selected from  $C_{1-6}$  alkyl,  $C_{3-6}$  cycloalkyl, phenyl;  $(C_{3-6}$  cycloalkyl)( $C_{1-2}$  alkenylene), benzyl or phenethyl; or  $R_s$  and  $R_t$  taken together with the nitrogen to which they are attached, form a 4-7 membered heterocyclic ring with 0 or 1 additional heteroatoms selected from O, S, and N;

$R_5'$  is methyl, ethyl, or H;

$R_6'$  is methyl, ethyl, or H;

$R_7'$  is methyl, ethyl, or H;

$X_4$  is  $NR_1$  or S;

$X_1$  is  $CR_3$ ;

$R_3$  is F, Cl, Br, CHO,  $R_f$ ,  $R_fR_g^-$ ,  $R_fO-R_g^-$ , or  $(R_h)(R_i)N-R_g^-$ , where  $R_f$  is H,  $C_{1-6}$  alkyl,  $C_{2-6}$  alkenyl,  $C_{3-6}$  cycloalkyl,  $C_{2-5}$  heterocyclic radical, or phenyl; where  $R_g$  is  $C_{1-6}$  alkenylene,  $C_{2-6}$  alkenylene,  $C_{3-6}$  cycloalkylene, bivalent  $C_{3-6}$  heterocyclic radical, or phenylene; and  $R_h$  and  $R_i$  are each independently H,  $C_{1-6}$  alkyl,  $C_{2-6}$  alkenyl,  $C_{3-6}$  cycloalkyl, or phenyl;

$X_2$  is  $NR_e$  or O;  $R_e$  is H or  $C_{1-6}$  alkyl;

$X_3$  is N;

Z is =O or =S;

each of  $R_4$  and  $R_6$  is independently H, F, Cl, Br, I, COOH, OH, nitro, amino, cyano,  $C_{1-4}$  alkoxy, or  $C_{1-4}$  alkyl;

$R_5$  is H, F, Cl, Br, I,  $(C=O)R_j$ , OH, nitro,  $NR_kR_l$ , cyano, phenyl,  $-OCH_2-Ph$ ,  $C_{1-4}$  alkoxy, or  $C_{1-4}$  alkyl;

$R_7$  is H, F, Cl, Br, I,  $(C=O)R_m$ , OH, nitro,  $NR_kR_l$ , cyano, phenyl,  $-OCH_2-Ph$ ,  $C_{1-4}$  alkoxy, or  $C_{1-4}$  alkyl;

wherein each of  $R_j$ ,  $R_k$ ,  $R_l$ , and  $R_m$  is independently selected from H,  $C_{1-6}$  alkyl, hydroxy, phenyl, benzyl, phenethyl, and  $C_{1-6}$  alkoxy;

each of the above hydrocarbonyl (including alkyl, alkoxy, phenyl, benzyl, cycloalkyl, and so on) or heterocyclic groups being independently and optionally substituted with between 1 and 3 substituents selected from  $C_{1-3}$  alkyl, halo, hydroxy, amino, and  $C_{1-3}$  alkoxy;

wherein n is 0, 1, or 2; where n is 2, the moiety  $-(CHR_5)_n=2^-$  is  $-(CHR_5-CHR_7)-$  where  $CHR_5$  is between  $CHR_6$  and  $CHR_7$ ;

provided at least one of  $R_1$ ,  $R_2'$ ,  $R_3$ ,  $R_4$ ,  $R_5$ ,  $R_6$ , and  $R_7$  is other than H when Z is O;

and provided, where Z is O, n = 1, and each of  $R_4$ ,  $R_5$ ,  $R_6$ ,  $R_7$ ,  $R_2'$ ,  $R_3$ ,  $R_5$ , and  $R_6'$  is H, then (a) where  $X_2$  is NH, then  $R_1$  is (i) not methyl, pyridyl, phenyl, or benzyl, and (b) where  $X_2$  is O, then  $R_1$  is not methyl;

and provided, where Z is O,  $X_2$  is NH, n = 1,  $R_1$  is methyl, each of  $R_4$ ,  $R_6$ ,  $R_7$ ,  $R_2'$ ,  $R_3$ ,  $R_5$ , and  $R_6'$  is H, then  $R_5$  is not methoxy;

or a pharmaceutically acceptable salt, ester, or amide thereof,

for use in the treatment or prevention of a H<sub>4</sub> - mediated disease or condition.

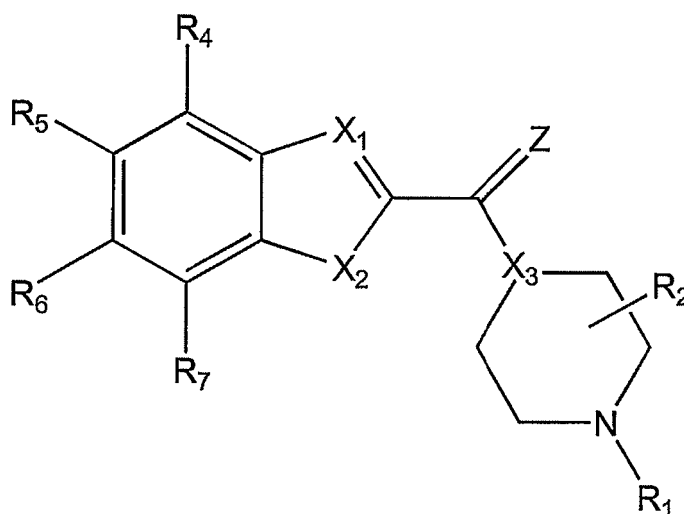
28. The compound for use according to claim 27, comprising a compound of formula:

5

10

15

20



25

Wherein R<sub>1</sub>, is R<sub>a</sub>, R<sub>a</sub>R<sub>b</sub><sup>-</sup>, R<sub>a</sub>-O-R<sub>b</sub><sup>-</sup>, or (R<sub>c</sub>)(R<sub>d</sub>)N-R<sub>b</sub><sup>-</sup>, where R<sub>a</sub> is H, C<sub>1-10</sub> alkyl, C<sub>3-8</sub> alkenyl, C<sub>3-8</sub> cycloalkyl, C<sub>2-5</sub> heterocyclic radical, or phenyl; where R<sub>b</sub> is C<sub>1-8</sub> alkylene, C<sub>3-8</sub> alkenylene, C<sub>3-8</sub> cycloalkylene, bivalent C<sub>3-8</sub> heterocyclic radical, or phenylene; and R<sub>c</sub> and R<sub>d</sub> are each independently H, C<sub>1-8</sub> alkyl, C<sub>2-8</sub> alkenyl, C<sub>3-8</sub> cycloalkyl, or phenyl;

R<sub>2</sub> is ortho or meta, and is methyl or H;

X<sub>1</sub> is CR<sub>3</sub>;

30

R<sub>3</sub> is F, Cl, Br, R<sub>f</sub>, R<sub>f</sub>R<sub>g</sub><sup>-</sup>, R<sub>f</sub>-O-R<sub>g</sub><sup>-</sup>, or (R<sub>h</sub>)(R<sub>i</sub>)N-R<sub>g</sub><sup>-</sup>, where R<sub>f</sub> is H, C<sub>1-6</sub> alkyl, C<sub>2-6</sub> alkenyl, C<sub>3-6</sub> cycloalkyl, C<sub>2-5</sub> heterocyclic radical, or phenyl; where R<sub>g</sub> is C<sub>1-6</sub> alkylene, C<sub>2-6</sub> alkenylene, C<sub>3-6</sub> cycloalkylene, bivalent C<sub>3-6</sub> heterocyclic radical, or phenylene; and R<sub>h</sub> and R<sub>i</sub> are each independently H, C<sub>1-6</sub> alkyl, C<sub>2-6</sub> alkenyl, C<sub>3-6</sub> cycloalkyl, or phenyl;

X<sub>2</sub> is NR<sub>e</sub> or O; R<sub>e</sub> is H or C<sub>1-6</sub> alkyl;

X<sub>3</sub> is N;

35

Z is =O or =S;

each of R<sub>4</sub> and R<sub>6</sub> is independently H, F, Cl, Br, I, COOH, OH, nitro, amino, cyano, C<sub>1-4</sub> alkoxy, or C<sub>1-4</sub> alkyl;

R<sub>5</sub> is H, F, Cl, Br, I, (C=O)R<sub>j</sub>, OH, nitro, NR<sub>k</sub>R<sub>l</sub>, cyano, -OCH<sub>2</sub>-Ph, C<sub>1-4</sub> alkoxy, or C<sub>1-4</sub> alkyl;

R<sub>7</sub> is H, F, Cl, Br, I, (C=O)R<sub>m</sub>, OH, nitro, NR<sub>k</sub>R<sub>l</sub>, cyano, C<sub>1-4</sub> alkoxy, or C<sub>1-4</sub> alkyl;

40

wherein each of R<sub>j</sub>, R<sub>k</sub>, R<sub>l</sub>, and R<sub>m</sub> is independently selected from H, C<sub>1-6</sub> alkyl, hydroxy, phenyl, benzyl, phenethyl, and C<sub>1-6</sub> alkoxy;

each of the above hydrocarbonyl or heterocyclic groups being independently and optionally substituted with between 1 and 3 substituents selected from C<sub>1-3</sub> alkyl, halo, hydroxy, amino, and C<sub>1-3</sub> alkoxy;

provided at least one of R<sub>1</sub>, R<sub>2</sub>, R<sub>3</sub>, R<sub>4</sub>, R<sub>5</sub>, R<sub>6</sub>, and R<sub>7</sub> is other than H when Z is O;

45

or a pharmaceutical acceptable salt, ester, or amide thereof.

29. The compound for use according to claim 27, wherein R<sub>1</sub> is R<sub>a</sub>, R<sub>a</sub>R<sub>b</sub><sup>-</sup>, R<sub>a</sub>-O-R<sub>b</sub><sup>-</sup>, or (R<sub>c</sub>)(R<sub>d</sub>)N-R<sub>b</sub><sup>-</sup>, where R<sub>a</sub> is H, C<sub>1-10</sub> alkyl, C<sub>2-5</sub> alkenyl, C<sub>3-8</sub> cycloalkyl, C<sub>2-5</sub> heterocyclic radical, or phenyl; where R<sub>b</sub> is C<sub>1-6</sub> alkylene, or C<sub>2-8</sub> alkenylene; and R<sub>c</sub> and R<sub>d</sub> are each independently H, C<sub>1-8</sub> alkyl, C<sub>2-8</sub> alkenyl, C<sub>3-8</sub> cycloalkyl, or phenyl;

50

R<sub>2</sub> is methyl or H;

R<sub>3</sub> is methyl or H;

R<sub>5</sub> is methyl or H;

R<sub>6</sub> is methyl or H;

55

R<sub>7</sub> is methyl or H;

X<sub>1</sub> is CR<sub>3</sub>;

R<sub>3</sub> is F, Cl, Br, methyl, ethyl, or propyl;

X<sub>2</sub> is NR<sub>e</sub> or O; R<sub>e</sub> is H or C<sub>1-6</sub> alkyl;

X<sub>3</sub> is N;

Z is =O or =S;

each of R<sub>4</sub> and R<sub>6</sub> is independently H, F, Cl, Br, I, COOH, OH, nitro, amino, cyano, C<sub>1-3</sub> alkoxy, or C<sub>1-3</sub> alkyl;  
R<sub>5</sub> is H, F, Cl, Br, I, (C=O)R<sub>j</sub>, OH, nitro, NR<sub>k</sub>R<sub>k</sub>, cyano, -OCH<sub>2</sub>-Ph, C<sub>1-4</sub> alkoxy, or C<sub>1-4</sub> alkyl;

R<sub>7</sub> is H, F, Cl, Br, I, (C=O)R<sub>m</sub>, OH, nitro, NR<sub>l</sub>R<sub>m</sub>, cyano, C<sub>1-4</sub> alkoxy, or C<sub>1-4</sub> alkyl;

wherein each of R<sub>j</sub>, R<sub>k</sub>, R<sub>l</sub>, and R<sub>m</sub> is independently selected from H, C<sub>1-6</sub> alkyl, hydroxy, phenyl, benzyl, phenethyl, and C<sub>1-6</sub> alkoxy;

each of the above hydrocarbonyl or heterocyclic groups being independently and optionally substituted with between 1 and 3 substituents selected from C<sub>1-3</sub> alkyl, halo, hydroxy, amino, and C<sub>1-3</sub> alkoxy;

n is 1;

provided at least one of R<sub>1</sub>, R<sub>2</sub>, R<sub>3</sub>, R<sub>4</sub>, R<sub>5</sub>, R<sub>6</sub>, and R<sub>7</sub> is other than H when Z is O;

or a pharmaceutical acceptable salt, ester, or amide thereof.

**30.** Use of a compound of formula (Ia), as defined in claim 27, in a method of manufacture of a medicament for treating an H<sub>4</sub>-mediated condition in a patient, wherein said H<sub>4</sub>-mediated condition is selected from: inflammatory disorders, asthma, psoriasis, rheumatoid arthritis, ulcerative colitis, Crohn's disease, inflammatory bowel disease, multiple sclerosis, allergic disorders, autoimmune disease, lymphatic disorders, and immunodeficiency disorders.

**31.** Use of a pharmaceutically effective H<sub>4</sub>-inhibiting amount of a compound of formula (Ia), as defined in claim 27, in a method of manufacture of a medicament for treating an H<sub>4</sub>-mediated condition in a patient, wherein said H<sub>4</sub>-mediated condition is selected from: inflammatory disorders, asthma, psoriasis, rheumatoid arthritis, ulcerative colitis, Crohn's disease, inflammatory bowel disease, multiple sclerosis, allergic disorders, autoimmune disease, lymphatic disorders, and immunodeficiency disorders.

**32.** The use of claim 31, wherein said compound is a compound as defined in claim 28.

**33.** The use of claim 31, wherein said compound is a compound as defined in claim 29.

**34.** The use of claim 31, wherein said compound is selected from: (5-Chloro-1H-indol-2-yl)-(4-methyl-piperazin-1-yl)-methanone; (5-Fluoro-1H-indol-2-yl)-(4-methyl-piperazin-1-yl)-methanone; (5-Bromo-1H-indol-2-yl)-(4-methyl-piperazin-1-yl)-methanone; (5-Methyl-1H-indol-2-yl)-(4-methyl-piperazin-1-yl)-methanone; (5,7-Difluoro-1H-indol-2-yl)-(4-methyl-piperazin-1-yl)-methanone; (7-Chloro-1H-indol-2-yl)-(4-methyl-piperazin-1-yl)-methanone; (5,7-Dichloro-1H-indol-2-yl)-(4-methyl-piperazin-1-yl)-methanone; (3,5-Dichloro-1H-indol-2-yl)-(4-methyl-piperazin-1-yl)-methanone; (6-Chloro-1H-indol-2-yl)-(4-methyl-piperazin-1-yl)-methanone; (1H-indol-2-yl)-(3-methyl-piperazin-1-yl)-methanone; (7-Bromo-1H-indol-2-yl)-(4-methyl-piperazin-1-yl)-methanone; (5-Bromo benzofuran-2-yl)-(4-methyl-piperazin-1-yl)-methanone; and (1H-indol-2-yl)-(4-methyl-piperazin-1-yl)-methanone.

**35.** The use of claim 31, wherein said H<sub>4</sub>-mediated condition is an inflammatory disorder or an allergic disorder.

**36.** The use of claim 31, wherein said inflammatory disorder is an inflammation-mediated condition selected from: acute inflammation, allergic inflammation, and chronic inflammation.

**37.** Use of a compound of formula (Ia), as defined in claim 27, in a method of manufacture of a medicament for treating asthma in a patient.

**38.** Use of a compound of formula (Ia), as defined in claim 27, in a method of manufacture of a medicament for treating an allergic disorder in a patient.

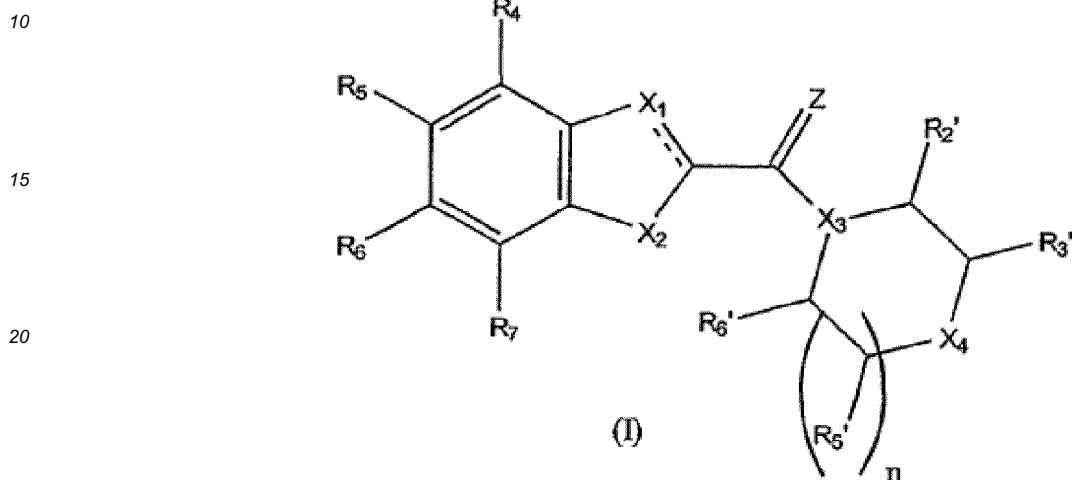
**39.** The use of claim 37 or of claim 38, wherein the compound of formula (Ia) is selected from: (5-Chloro-1H-indol-2-yl)-(4-methyl-piperazin-1-yl)-methanone; (5-Fluoro-1H-indol-2-yl)-(4-methyl-piperazin-1-yl)-methanone; (5-Bromo-1H-indol-2-yl)-(4-methyl-piperazin-1-yl)-methanone; (5-Methyl-1H-indol-2-yl)-(4-methyl-piperazin-1-yl)-methanone; (5,7-Difluoro-1H-indol-2-yl)-(4-methyl-piperazin-1-yl)-methanone; (7-Chloro-1H-indol-2-yl)-(4-methyl-piperazin-1-yl)-methanone; (5,7-Dichloro-1H-indol-2-yl)-(4-methyl-piperazin-1-yl)-methanone; and (3,5-Dichloro-1H-indol-2-yl)-(4-methyl-piperazin-1-yl)-methanone.

**40.** The use of claim 37 or of claim 38, wherein the compound of formula (Ia) is selected from: (6-Chloro-1H-indol-2-yl)-(4-methyl-piperazin-1-yl)-methanone; (1H-Indol-2-yl)-(3-methyl piperazin-1-yl)-methanone; (7-Bromo-1H-indol-

2-yl)-(4-methyl-piperazin-1-yl)-methanone; (5-Bromo-benzofuran-2-yl)-(4-methyl-piperazin-1-yl)-methanone; and (1H-indol-2-yl)-(4-methyl-piperazin-1-yl)-methanethione.

## 5 Patentansprüche

### 1. Verbindung der Formel (I), wobei:



wobei  $R_1$  für  $R_a$ ,  $R_aR_b^-$ ,  $R_a-O-R_b^-$  oder  $(R_c)(R_d)N-R_b^-$  steht, wobei  $R_a$  für H, Cyano,  $-(C=O)N(R_c)(R_d)$ ,  $-C(=NH)(NH_2)$ ,  $C_{1-10}$ -Alkyl,  $C_{3-8}$ -Alkenyl,  $C_{3-8}$ -Cycloalkyl, einen heterocyclischen  $C_{2-5}$ -Rest oder Phenyl steht, wobei  $R_b$  für  $C_{1-8}$ -Alkylen,  $C_{2-8}$ -Alkenylen,  $C_{3-8}$ -Cycloalkylen, einen zweiwertigen heterocyclischen  $C_{3-8}$ -Rest oder Phenylen steht und  $R_c$  und  $R_d$  jeweils unabhängig voneinander für H,  $C_{1-8}$ -Alkyl,  $C_{2-8}$ -Alkenyl,  $C_{3-8}$ -Cycloalkyl oder Phenyl stehen,

$R_2'$  für H, Methyl, Ethyl,  $NR_pR_q$ ,  $-(CO)NR_pR_q$ ,  $-(CO)OR_r$ ,  $-CH_2NR_pR_q$  oder  $CH_2OR_r$  steht, wobei  $R_p$ ,  $R_q$  und  $R_r$  unabhängig voneinander ausgewählt sind aus  $C_{1-6}$ -Alkyl,  $C_{3-6}$ -Cycloalkyl, Phenyl,  $(C_{3-6}$ -Cycloalkyl)( $C_{1-2}$ -alkylen), Benzyl und Phenethyl, oder  $R_p$  und  $R_q$  zusammen mit dem Stickstoff, an den sie gebunden sind, einen 4- bis 7-gliedrigen heterocyclischen Ring mit 0 oder 1 zusätzlichen, aus O, S und N ausgewählten Heteroatomen bilden,

$R_3'$  für H, Methyl, Ethyl,  $NR_sR_t$ ,  $-(CO)NR_sR_t$ ,  $-(CO)OR_u$ ,  $-CH_2NR_sR_t$  oder  $CH_2OR_u$  steht, wobei  $R_s$ ,  $R_t$  und  $R_u$  unabhängig voneinander ausgewählt sind aus  $C_{1-6}$ -Alkyl,  $C_{3-6}$ -Cycloalkyl, Phenyl,  $(C_{3-6}$ -Cycloalkyl)( $C_{1-2}$ -alkylen), Benzyl und Phenethyl, oder  $R_s$  und  $R_t$  zusammen mit dem Stickstoff, an den sie gebunden sind, einen 4- bis 7-gliedrigen heterocyclischen Ring mit 0 oder 1 zusätzlichen, aus O, S und N ausgewählten Heteroatomen bilden,

$R_5'$  für Methyl, Ethyl oder H steht,

$R_6'$  für Methyl, Ethyl oder H steht,

$R_7'$  für Methyl, Ethyl oder H steht,

$X_4$  für  $NR_1$  steht,

$X_1$  für  $CR_3$  steht,

$R_3$  für F, Cl, Br, CHO,  $R_f$ ,  $R_fR_g^-$ ,  $R_f-O-R_g^-$  oder  $(R_h)(R_i)N-R_g^-$  steht, wobei  $R_f$  für H,  $C_{1-6}$ -Alkyl,  $C_{2-6}$ -Alkenyl,  $C_{3-6}$ -Cycloalkyl, einen heterocyclischen  $C_{2-5}$ -Rest oder Phenyl steht, wobei  $R_g$  für  $C_{1-6}$ -Alkylen,  $C_{2-6}$ -Alkenylen,  $C_{3-6}$ -Cycloalkylen, einen zweiwertigen heterocyclischen  $C_{3-6}$ -Rest oder Phenylen steht und  $R_h$  und  $R_i$  jeweils unabhängig voneinander für H,  $C_{1-6}$ -Alkyl,  $C_{2-6}$ -Alkenyl,  $C_{3-6}$ -Cycloalkyl oder Phenyl stehen,

$X_2$  für  $NR_e$  steht,  $R_e$  für H oder  $C_{1-6}$ -Alkyl steht,

$X_3$  für N steht,

Z für =O steht,

$R_4$  und  $R_6$  jeweils unabhängig voneinander für H, F, Cl, Br, I, COOH, OH, Nitro, Amino, Cyano,  $C_{1-4}$ -Alkoxy oder  $C_{1-4}$ -Alkyl stehen,

$R_5$  für H, F, Cl, Br, I,  $(C=O)R_j$ , OH, Nitro,  $NR_kR_l$ , Cyano, Phenyl,  $-OCH_2Ph$ ,  $C_{1-4}$ -Alkoxy oder  $C_{1-4}$ -Alkyl steht,

$R_7$  für H, F, Cl, Br, I,  $(C=O)R_m$ , OH, Nitro,  $NR_lR_m$ , Cyano, Phenyl,  $-OCH_2Ph$ ,  $C_{1-4}$ -Alkoxy oder  $C_{1-4}$ -Alkyl steht, wobei  $R_j$ ,  $R_k$ ,  $R_l$  und  $R_m$  jeweils unabhängig voneinander ausgewählt sind aus H,  $C_{1-6}$ -Alkyl, Hydroxy, Phenyl,

## EP 1 373 204 B1

Benzyl, Phenethyl und C<sub>1-6</sub>-Alkoxy,

die obigen Hydrocarbyl- (einschließlich Alkyl-, Alkoxy-, Phenyl-, Benzyl-, Cycloalkyl- und so weiter) oder heterocyclischen Gruppen jeweils unabhängig voneinander und gegebenenfalls substituiert sind durch 1 bis 3 Substituenten ausgewählt aus C<sub>1-3</sub>-Alkyl, Halogen, Hydroxy, Amino und C<sub>1-3</sub>-Alkoxy,

wobei n für 0, 1 oder 2 steht, wobei n für 2 steht, die Gruppierung -(CHR<sub>5</sub>)<sub>n=2</sub>- für -(CHR<sub>5</sub>-CHR<sub>7</sub>)-steht, wobei CHR<sub>5</sub> zwischen CHR<sub>6</sub> und CHR<sub>7</sub> ist,

mit der Maßgabe, dass mindestens einer der Reste R<sub>1</sub>, R<sub>2</sub>, R<sub>3</sub>, R<sub>4</sub>, R<sub>5</sub>, R<sub>6</sub> und R<sub>7</sub> nicht für H steht,

und mit der Maßgabe, dass, wenn n=1 und R<sub>4</sub>, R<sub>5</sub>, R<sub>6</sub>, R<sub>7</sub>, R<sub>2</sub>, R<sub>3</sub>, R<sub>5</sub> und R<sub>6</sub> jeweils für H stehen, dann, (a) wenn X<sub>2</sub> für NH steht, R<sub>1</sub> (i) nicht für Methyl, Pyridyl, Phenyl oder Benzyl steht, wobei Phenyl und Benzyl unabhängig voneinander und gegebenenfalls substituiert sind durch 1 bis 3 Substituenten ausgewählt aus C<sub>1-3</sub>-Alkyl, Halogen, Hydroxy, Amino und C<sub>1-3</sub>-Alkoxy,

mit der Maßgabe, dass, wenn n=1, X<sub>2</sub> für NH steht und R<sub>3</sub>, R<sub>4</sub>, R<sub>5</sub>, R<sub>6</sub>, R<sub>7</sub>, R<sub>2</sub>, R<sub>3</sub>, R<sub>5</sub> und R<sub>6</sub> jeweils für H stehen, R<sub>1</sub> nicht für 4-Methoxypyrimidin-2-yl steht,

mit der Maßgabe, dass, wenn n=1, R<sub>5</sub> für OH steht, X<sub>2</sub> für NH steht und R<sub>3</sub>, R<sub>4</sub>, R<sub>6</sub>, R<sub>7</sub>, R<sub>2</sub>, R<sub>3</sub>, R<sub>5</sub> und R<sub>6</sub> jeweils für H stehen, R<sub>1</sub> nicht für 3-N-Ethylaminopyridin-2-yl steht,

mit der Maßgabe, dass, wenn n=1, R<sub>5</sub> für Methoxy steht, X<sub>2</sub> für NH steht und R<sub>3</sub>, R<sub>4</sub>, R<sub>6</sub>, R<sub>7</sub>, R<sub>2</sub>, R<sub>3</sub>, R<sub>5</sub> und R<sub>6</sub> jeweils für H stehen, R<sub>1</sub> nicht für 3-N-Ethylaminopyridin-2-yl steht,

mit der Maßgabe, dass, wenn n=1, R<sub>5</sub> für OH steht, X<sub>2</sub> für NH steht und R<sub>3</sub>, R<sub>4</sub>, R<sub>6</sub>, R<sub>7</sub>, R<sub>2</sub>, R<sub>3</sub>, R<sub>5</sub> und R<sub>6</sub> jeweils für H stehen, R<sub>1</sub> nicht für 3-Aminopyridin-2-yl steht,

mit der Maßgabe, dass, wenn n=1, R<sub>5</sub> für Methoxy steht, X<sub>2</sub> für NH steht und R<sub>3</sub>, R<sub>4</sub>, R<sub>6</sub>, R<sub>7</sub>, R<sub>2</sub>, R<sub>3</sub>, R<sub>5</sub> und R<sub>6</sub> jeweils für H stehen, R<sub>1</sub> nicht für 3-Aminopyridin-2-yl steht,

mit der Maßgabe, dass, wenn n=1, R<sub>5</sub> für Methoxy steht, R<sub>6</sub> für OH steht, X<sub>2</sub> für NH steht und R<sub>3</sub>, R<sub>4</sub>, R<sub>7</sub>, R<sub>2</sub>, R<sub>3</sub>, R<sub>5</sub> und R<sub>6</sub> jeweils für H stehen, R<sub>1</sub> nicht für 3-Aminopyridin-2-yl steht,

mit der Maßgabe, dass, wenn n=1, R<sub>5</sub> für OH steht, X<sub>2</sub> für NH steht und R<sub>3</sub>, R<sub>4</sub>, R<sub>6</sub>, R<sub>7</sub>, R<sub>2</sub>, R<sub>3</sub>, R<sub>5</sub> und R<sub>6</sub> jeweils für H stehen, R<sub>1</sub> nicht für 2,3,4-Trimethoxybenzyl steht,

mit der Maßgabe, dass, wenn n=1, R<sub>5</sub> für F steht, X<sub>2</sub> für NH steht und R<sub>3</sub>, R<sub>4</sub>, R<sub>6</sub>, R<sub>7</sub>, R<sub>2</sub>, R<sub>3</sub>, R<sub>5</sub> und R<sub>6</sub> jeweils für H stehen, R<sub>1</sub> nicht für 2-Pyridyl steht,

mit der Maßgabe, dass, wenn n=1, R<sub>e</sub> für Methyl steht und R<sub>3</sub>, R<sub>4</sub>, R<sub>5</sub>, R<sub>6</sub>, R<sub>7</sub>, R<sub>2</sub>, R<sub>3</sub>, R<sub>5</sub> und R<sub>6</sub> jeweils für H stehen, R<sub>1</sub> nicht für 2-Ethoxyphenyl oder 4-Chlorphenyl steht,

mit der Maßgabe, dass, wenn n=1, R<sub>5</sub> für Methoxy steht, X<sub>2</sub> für NH steht und R<sub>3</sub>, R<sub>4</sub>, R<sub>6</sub>, R<sub>7</sub>, R<sub>2</sub>, R<sub>3</sub>, R<sub>5</sub> und R<sub>6</sub> jeweils für H stehen, R<sub>1</sub> nicht für 3,4,5-Trimethoxybenzyl steht,

mit der Maßgabe, dass, wenn n=1, R<sub>5</sub> für Methoxy steht, R<sub>e</sub> für Ethoxyethyl steht und R<sub>3</sub>, R<sub>4</sub>, R<sub>6</sub>, R<sub>7</sub>, R<sub>2</sub>, R<sub>3</sub>, R<sub>5</sub> und R<sub>6</sub> jeweils für H stehen, R<sub>1</sub> nicht für 3, 4, 5-Trimethoxybenzyl steht,

mit der Maßgabe, dass, wenn n=1, R<sub>5</sub> für Chlor steht, X<sub>2</sub> für NH steht und R<sub>3</sub>, R<sub>4</sub>, R<sub>6</sub>, R<sub>7</sub>, R<sub>2</sub>, R<sub>3</sub>, R<sub>5</sub> und R<sub>6</sub> jeweils für H stehen, R<sub>1</sub> nicht für Pyridin-3-ylmethyl steht,

mit der Maßgabe, dass, wenn n=1, R<sub>5</sub> für Methoxy steht, X<sub>2</sub> für NH steht und R<sub>3</sub>, R<sub>4</sub>, R<sub>6</sub>, R<sub>7</sub>, R<sub>2</sub>, R<sub>3</sub>, R<sub>5</sub> und R<sub>6</sub> jeweils für H stehen, R<sub>1</sub> nicht für Pyridin-3-ylmethyl steht,

mit der Maßgabe, dass, wenn n=1, R<sub>5</sub> für Methoxy steht, R<sub>e</sub> für Ethoxyethyl steht und R<sub>3</sub>, R<sub>4</sub>, R<sub>6</sub>, R<sub>7</sub>, R<sub>2</sub>, R<sub>3</sub>, R<sub>5</sub> und R<sub>6</sub> jeweils für H stehen, R<sub>1</sub> nicht für Pyridin-3-ylmethyl steht,

mit der Maßgabe, dass, wenn n=1, R<sub>5</sub> für Methoxy steht, X<sub>2</sub> für NH steht und R<sub>3</sub>, R<sub>4</sub>, R<sub>6</sub>, R<sub>7</sub>, R<sub>2</sub>, R<sub>3</sub>, R<sub>5</sub> und R<sub>6</sub> jeweils für H stehen, R<sub>1</sub> nicht für 2-Ethoxyphenyl steht,

mit der Maßgabe, dass, wenn n=1, R<sub>5</sub> für Fluor steht, X<sub>2</sub> für NH steht und R<sub>3</sub>, R<sub>4</sub>, R<sub>6</sub>, R<sub>7</sub>, R<sub>2</sub>, R<sub>3</sub>, R<sub>5</sub> und R<sub>6</sub> jeweils für H stehen, R<sub>1</sub> nicht für 3-Aminopyridin-2-yl steht,

mit der Maßgabe, dass, wenn n=1, R<sub>5</sub> für Cl steht, X<sub>2</sub> für NH steht und R<sub>3</sub>, R<sub>4</sub>, R<sub>6</sub>, R<sub>7</sub>, R<sub>2</sub>, R<sub>3</sub>, R<sub>5</sub> und R<sub>6</sub> jeweils für H stehen, R<sub>1</sub> nicht für (1*H*-Imidazol-1-yl)propyl, (1*H*-Imidazol-1-yl)ethyl oder Pyridin-3-ylmethyl steht,

mit der Maßgabe, dass, wenn n=1, X<sub>2</sub> für NH steht und R<sub>3</sub>, R<sub>4</sub>, R<sub>5</sub>, R<sub>6</sub>, R<sub>7</sub>, R<sub>2</sub>, R<sub>3</sub>, R<sub>5</sub> und R<sub>6</sub> jeweils für H stehen, R<sub>1</sub> nicht für (1*H*-Imidazol-1-yl)ethyl, (1*H*-Imidazol-1-yl)propyl, Pyridin-3-ylmethyl oder Pyridin-3-ylpropyl steht,

mit der Maßgabe, dass, wenn:

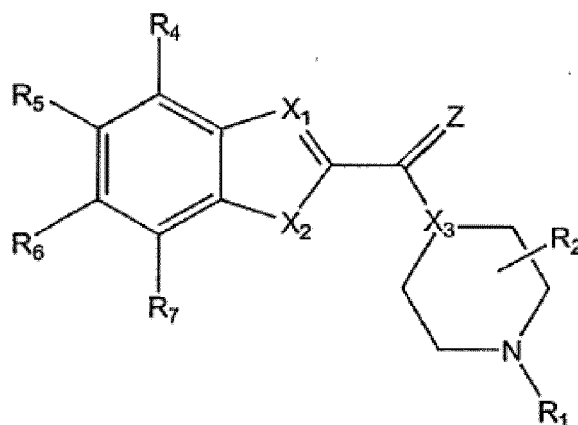
- n=1,
- X<sub>2</sub> für NR<sub>e</sub> steht (wobei R<sub>e</sub> für H, Methyl oder Trifluormethyl steht),
- R<sub>2</sub>, R<sub>3</sub>, R<sub>5</sub> und R<sub>6</sub> jeweils für H stehen,
- R<sub>4</sub> und/oder R<sub>6</sub> für H, F, Cl, Br, Nitro, Amino, Methoxy, Methyl oder Trifluormethyl steht,
- R<sub>5</sub> für H, F, Cl, Br, Nitro, NR<sub>j</sub>R<sub>k</sub> (wobei R<sub>j</sub> und R<sub>k</sub> jeweils für H stehen), Methoxy, Methyl oder Trifluormethyl steht,
- R<sub>7</sub> für H, F, Cl, Br, Nitro, NR<sub>l</sub>R<sub>m</sub> (wobei R<sub>l</sub> und R<sub>m</sub> jeweils für H stehen), Methoxy, Methyl oder Trifluormethyl steht,

## EP 1 373 204 B1

$R_1$  nicht für 4-(Trifluormethyl)pyrimidin-2-yl oder 4-( $C_{1-3}$ -Alkoxy)pyrimidin-2-yl steht, mit der Maßgabe, dass, wenn  $n=1$ ,  $X_2$  für NH steht und  $R_1$ ,  $R_2$ ,  $R_3$ ,  $R_5$ ,  $R_6$ ,  $R_3$ ,  $R_4$ ,  $R_6$  und  $R_7$  jeweils für H stehen,  $R_5$  nicht für Chlor steht,

5 und mit der Maßgabe, dass, wenn  $X_2$  für NH steht,  $n=1$ ,  $R_1$  für Methyl steht,  $R_4$ ,  $R_6$ ,  $R_7$ ,  $R_2$ ,  $R_3$ ,  $R_5$  und  $R_6$  jeweils für H stehen,  $R_5$  nicht für Methoxy steht, oder ein pharmazeutisch unbedenkliches Salz, ein pharmazeutisch unbedenklicher Ester oder ein pharmazeutisch unbedenkliches Amid davon.

10 **2.** Verbindung nach Anspruch 1 mit der folgenden Formel, wobei:



15  
20  
25  
30 wobei  $R_1$  für  $R_a$ ,  $R_aR_b$ ,  $R_a-O-R_b$  oder  $(R_c)(R_d)N-R_b$  steht, wobei  $R_a$  für H,  $C_{1-10}$ -Alkyl,  $C_{3-8}$ -Alkenyl,  $C_{3-8}$ -Cycloalkyl, einen heterocyclischen  $C_{2-5}$ -Rest oder Phenyl steht, wobei  $R_b$  für  $C_{1-8}$ -Alkylen,  $C_{3-8}$ -Alkenylen,  $C_{3-8}$ -Cycloalkylen, einen zweiwertigen heterocyclischen  $C_{3-8}$ -Rest oder Phenylen steht und  $R_c$  und  $R_d$  jeweils unabhängig voneinander für H,  $C_{1-8}$ -Alkyl,  $C_{2-8}$ -Alkenyl,  $C_{3-8}$ -Cycloalkyl oder Phenyl stehen,

35  $R_2$  ortho oder meta ist und für Methyl oder H steht,  $X_1$  für  $CR_3$  steht,  $R_3$  für F, Cl, Br,  $R_f$ ,  $R_fR_g$ ,  $R_fO-R_g$  oder  $(R_h)(R_i)N-R_g$  steht, wobei  $R_f$  für H,  $C_{1-6}$ -Alkyl,  $C_{2-6}$ -Alkenyl,  $C_{3-6}$ -Cycloalkyl, einen heterocyclischen  $C_{2-5}$ -Rest oder Phenyl steht, wobei  $R_g$  für  $C_{1-6}$ -Alkylen,  $C_{2-6}$ -Alkenylen,  $C_{3-6}$ -Cycloalkylen, einen zweiwertigen heterocyclischen  $C_{3-6}$ -Rest oder Phenylen steht und  $R_h$  und  $R_i$  jeweils unabhängig voneinander für H,  $C_{1-6}$ -Alkyl,  $C_{2-6}$ -Alkenyl,  $C_{3-6}$ -Cycloalkyl oder Phenyl stehen,

40  $X_2$  für  $NR_e$  steht,  $R_e$  für H oder  $C_{1-6}$ -Alkyl steht,  $X_3$  für N steht,  $Z$  für =O steht,

45  $R_4$  und  $R_6$  jeweils unabhängig voneinander für H, F, Cl, Br, I, COOH, OH, Nitro, Amino, Cyano,  $C_{1-4}$ -Alkoxy oder  $C_{1-4}$ -Alkyl stehen,

50  $R_5$  für H, F, Cl, Br, I,  $(C=O)R_j$ , OH, Nitro,  $NR_jR_k$ , Cyano,  $-OCH_2Ph$ ,  $C_{1-4}$ -Alkoxy oder  $C_{1-4}$ -Alkyl steht,  $R_7$  für H, F, Cl, Br, I,  $(C=O)R_m$ , OH, Nitro,  $NR_jR_m$ , Cyano,  $C_{1-4}$ -Alkoxy oder  $C_{1-4}$ -Alkyl steht,

wobei  $R_j$ ,  $R_k$ ,  $R_l$  und  $R_m$  jeweils unabhängig voneinander ausgewählt sind aus H,  $C_{1-6}$ -Alkyl, Hydroxy, Phenyl, Benzyl, Phenethyl und  $C_{1-6}$ -Alkoxy,

wobei die obigen Hydrocarbyl- oder heterocyclischen Gruppen jeweils unabhängig voneinander und gegebenenfalls substituiert sind durch 1 bis 3 Substituenten ausgewählt aus  $C_{1-3}$ -Alkyl, Halogen, Hydroxy, Amino und  $C_{1-3}$ -Alkoxy,

mit der Maßgabe, dass mindestens einer der Reste  $R_1$ ,  $R_2$ ,  $R_3$ ,  $R_4$ ,  $R_5$ ,  $R_6$  und  $R_7$  nicht für H steht,

oder ein pharmazeutisch unbedenkliches Salz, ein pharmazeutisch unbedenklicher Ester oder ein pharmazeutisch unbedenkliches Amid davon.

55 **3.** Verbindung nach Anspruch 1, wobei  $R_1$  für  $R_a$ ,  $R_aR_b$ ,  $R_a-O-R_b$  oder  $(R_c)(R_d)N-R_b$  steht, wobei  $R_a$  für H,  $C_{1-10}$ -Alkyl,  $C_{2-5}$ -Alkenyl,  $C_{3-8}$ -Cycloalkyl, einen heterocyclischen  $C_{2-5}$ -Rest oder Phenyl steht, wobei  $R_b$  für  $C_{1-6}$ -Alkylen oder  $C_{2-8}$ -Alkenylen steht und  $R_c$  und  $R_d$  jeweils unabhängig voneinander für H,  $C_{1-8}$ -Alkyl,  $C_{2-8}$ -Alkenyl,  $C_{3-8}$ -Cycloalkyl oder Phenyl stehen,

$R_2$ , für Methyl oder H steht,  
 $R_3$ , für Methyl oder H steht,  
 $R_5$ , für Methyl oder H steht,  
 $R_6$ , für Methyl oder H steht,  
 5  $R_7$ , für Methyl oder H steht,  
 $X_1$  für  $CR_3$  steht,  
 $R_3$  für F, Cl, Br, Methyl, Ethyl oder Propyl steht,  
 $X_2$  für  $NR_e$  steht,  $R_e$  für H oder  $C_{1-6}$ -Alkyl steht,  
 $X_3$  für N steht,  
 10 Z für =O steht,  
 $R_4$  und  $R_6$  jeweils unabhängig voneinander für H, F, Cl, Br, I, COOH, OH, Nitro, Amino, Cyano,  $C_{1-3}$ -Alkoxy  
 oder  $C_{1-3}$ -Alkyl stehen,  
 $R_5$  für H, F, Cl, Br, I, (C=O)  $R_j$ , OH, Nitro,  $NR_jR_k$ , Cyano,  $-OCH_2Ph$ ,  $C_{1-4}$ -Alkoxy oder  $C_{1-4}$ -Alkyl steht,  
 $R_7$  für H, F, Cl, Br, I, (C=O)  $R_m$ , OH, Nitro,  $NR_1R_m$ , Cyano,  $C_{1-4}$ -Alkoxy oder  $C_{1-4}$ -Alkyl steht,  
 15 wobei  $R_j$ ,  $R_k$ ,  $R_l$  und  $R_m$  jeweils unabhängig voneinander ausgewählt sind aus H,  $C_{1-6}$ -Alkyl, Hydroxy, Phenyl,  
 Benzyl, Phenethyl und  $C_{1-6}$ -Alkoxy,  
 wobei die obigen Hydrocarbyl- oder heterocyclischen Gruppen jeweils unabhängig und gegebenenfalls substi-  
 tuiert sind durch 1 bis 3 Substituenten ausgewählt aus  $C_{1-3}$ -Alkyl, Halogen, Hydroxy, Amino und  $C_{1-3}$ -Alkoxy,  
 n für 1 steht  
 20 mit der Maßgabe, dass mindestens einer der Reste  $R_1$ ,  $R_2$ ,  $R_3$ ,  $R_4$ ,  $R_5$ ,  $R_6$  und  $R_7$  nicht für H steht,

oder ein pharmazeutisch unbedenkliches Salz, ein pharmazeutisch unbedenklicher Ester oder ein pharmazeutisch unbedenkliches Amid davon.

25 **4.** Verbindung nach Anspruch 1, wobei

$R_1$  für H, Methyl oder Ethyl steht,  
 einer der Reste  $R_2$  und  $R_3$ , für Methyl steht und der andere für H steht, wobei  $R_1$  für H steht,  $R_2$  ansonsten für  
 H steht,  
 30  $X_1$  für  $CR_3$  steht,  $R_3$  für H, F, Cl oder Br steht,  
 $X_2$  für  $NR_e$  steht,  
 $R_e$  für H oder  $C_{1-3}$ -Alkyl steht,  
 Z für =O steht,  
 $R_4$  und  $R_6$  jeweils unabhängig voneinander für H, OH,  $C_{1-4}$ -Alkyl,  $C_{1-4}$ -Alkoxy, Cyano oder Amino stehen,  
 35  $R_5$  für H, F, Cl, Br, COOH, OH, Amino, Cyano,  $C_{1-4}$ -Alkoxy oder  $C_{1-4}$ -Alkyl steht, und  
 $R_7$  für H, F, Cl, Br,  $C_{1-4}$ -Alkyl,  $C_{1-4}$ -Alkoxy, Cyano oder Amino steht,

mit der Maßgabe, dass mindestens einer der Reste  $R_5$  und  $R_7$  nicht für H steht.

40 **5.** Verbindung nach Anspruch 1, wobei

$R_1$  für H, Methyl oder Ethyl steht,  
 $R_2$  und  $R_3$ , unabhängig voneinander für Methyl oder H stehen,  
 $X_1$  für  $CR_3$  steht,  $R_3$  für H, F oder Cl steht,  
 45  $X_2$  für  $NR_e$  steht,  $R_e$  für H oder  $C_{1-6}$ -Alkyl steht,  
 Z für =O steht,  
 $R_4$  und  $R_6$  jeweils für H stehen,  
 $R_5$  für H, F, Cl, Br, Methyl, Ethyl oder Propyl steht und  
 $R_7$  für H, F, Cl, Br oder  $C_{1-4}$ -Alkyl steht,  
 50

mit der Maßgabe, dass mindestens einer der Reste  $R_5$  und  $R_7$  nicht für H steht.

**6.** Verbindung nach Anspruch 1, wobei  $R_1$  für H, Methyl oder Ethyl steht.

55 **7.** Verbindung nach Anspruch 6, wobei  $R_1$  für Methyl steht.

**8.** Verbindung nach Anspruch 1, wobei  $R_2$  für H steht.

## EP 1 373 204 B1

9. Verbindung nach Anspruch 1, wobei R<sub>2</sub> für Methyl steht.
10. Verbindung nach Anspruch 1, wobei R<sub>3</sub> für H oder Cl steht.
- 5 11. Verbindung nach Anspruch 10, wobei R<sub>3</sub> für Cl steht.
12. Verbindung nach Anspruch 1, wobei R<sub>5</sub> für F, Cl, Br oder Methyl steht und R<sub>7</sub> für F, Cl oder Br steht.
13. Verbindung nach Anspruch 1, wobei R<sub>5</sub> und R<sub>7</sub> jeweils unabhängig voneinander ausgewählt sind aus H, F, Cl, Br und Methyl, mit der Maßgabe, dass mindestens einer der Reste R<sub>5</sub> und R<sub>7</sub> nicht für H steht.
- 10 14. Verbindung nach Anspruch 1, wobei R<sub>4</sub> und R<sub>6</sub> jeweils unabhängig voneinander für H, Methyl oder Cl stehen.
- 15 15. Verbindung nach Anspruch 1, wobei R<sub>3</sub> für H oder Cl steht, R<sub>5</sub> für F, Cl, Br oder Methyl steht und R<sub>7</sub> für H, F, Cl oder Br steht.
16. Verbindung nach Anspruch 15, wobei R<sub>4</sub> und R<sub>6</sub> jeweils unabhängig voneinander für H, Methyl oder Cl stehen.
17. Verbindung nach Anspruch 1, ausgewählt aus: (5-Chlor-1H-indol-2-yl)-(4-methylpiperazin-1-yl)methanon, (5-Fluor-1H-indol-2-yl)-(4-methylpiperazin-1-yl)methanon, (5-Brom-1H-indol-2-yl)-(4-methylpiperazin-1-yl)methanon, (5-Methyl-1H-indol-2-yl)-(4-methylpiperazin-1-yl)methanon, (5,7-Difluor-1H-indol-2-yl)-(4-methylpiperazin-1-yl)methanon, (7-Chlor-1H-indol-2-yl)-(4-methylpiperazin-1-yl)methanon, (5,7-Dichlor-1H-indol-2-yl)-(4-methylpiperazin-1-yl)methanon und (3,5-Dichlor-1H-indol-2-yl)-(4-methylpiperazin-1-yl)methanon.
- 20 18. Verbindung nach Anspruch 1, ausgewählt aus: (6-Chlor-1H-indol-2-yl)-(4-methylpiperazin-1-yl)methanon, (1H-Indol-2-yl)-(3-methylpiperazin-1-yl)methanon und (7-Brom-1H-indol-2-yl)-(4-methylpiperazin-1-yl)methanon.
- 25 19. Verbindung nach Anspruch 17, ausgewählt aus: (5-Chlor-1H-indol-2-yl)-(4-methylpiperazin-1-yl)methanon, (5-Brom-1H-indol-2-yl)-(4-methylpiperazin-1-yl)methanon, (5-Methyl-1H-indol-2-yl)-(4-methylpiperazin-1-yl)methanon, (5,7-Difluor-1H-indol-2-yl)-(4-methylpiperazin-1-yl)methanon und (5,7-Dichlor-1H-indol-2-yl)-(4-methylpiperazin-1-yl)methanon.
- 30 20. Verbindung nach Anspruch 1, ausgewählt aus:
- 35 (4-Methylpiperazin-1-yl)-(5-trifluormethyl-1H-indol-2-yl)methanon, (7-Amino-5-methyl-1H-indol-2-yl)-(4-methylpiperazin-1-yl)methanon, (5-Amino-7-methyl-1H-indol-2-yl)-(4-methylpiperazin-1-yl)methanon, (7-Amino-5-brom-1H-indol-2-yl)-(4-methylpiperazin-1-yl)methanon, (5-Amino-7-brom-1H-indol-2-yl)-(4-methylpiperazin-1-yl)methanon, (5-Fluor-7-methyl-1H-indol-2-yl)-(4-methylpiperazin-1-yl)methanon, (7-Fluor-5-methyl-1H-indol-2-yl)-(4-methylpiperazin-1-yl)methanon, (6-Brom-5-hydroxy-1H-indol-2-yl)-(4-methylpiperazin-1-yl)methanon, (5-Brom-6-hydroxy-1H-indol-2-yl)-(4-methylpiperazin-1-yl)methanon, (6-Brom-7-hydroxy-1H-indol-2-yl)-(4-methylpiperazin-1-yl)methanon, (4-Brom-7-hydroxy-1H-indol-2-yl)-(4-methylpiperazin-1-yl)methanon, 6-Brom-7-methyl-1H-indol-2-yl)-(4-methylpiperazin-1-yl)methanon und (4-Brom-7-methyl-1H-indol-2-yl)-(4-methylpiperazin-1-yl)methanon.
- 40 21. Verbindung nach Anspruch 1, ausgewählt aus:
- 45 (5,7-Dichlor-1H-indol-2-yl)piperazin-1-ylmethanon, (5,7-Difluor-1H-indol-2-yl)piperazin-1-ylmethanon, (5,7-Difluor-1H-indol-2-yl)-(3-methylpiperazin-1-yl)methanon, (5,6-Difluor-1H-indol-2-yl)-(4-methylpiperazin-1-yl)methanon und (4,6-Difluor-1H-indol-2-yl)-(4-methylpiperazin-1-yl)methanon.
- 50 22. Verbindung nach Anspruch 1, ausgewählt aus:
- 55 1-(5-Chlor-1H-indol-2-carbonyl)-4-methylpiperazin-2-carbonsäuremethylester, 4-(5-Chlor-1H-indol-2-carbonyl)-1-methylpiperazin-2-carbonsäuremethylester, 4-(5-Chlor-1H-indol-2-carbonyl)-1-methylpiperazin-2-carbonsäureamid, 1-(5-Chlor-1H-indol-2-carbonyl)-4-methylpiperazin-2-carbonsäureamid, 4-(5-Chlor-1H-indol-2-carbonyl)-1-methylpiperazin-2-carbonsäuremethamid, 1-(5-Chlor-1H-indol-2-carbonyl)-4-methylpiperazin-2-carbonsäuredimethylamid, 4-(5-Chlor-1H-indol-2-carbonyl)-1-methylpiperazin-2-carbonsäuredimethylamid, (5-Chlor-1H-indol-2-yl)-(3-hy-



droxymethyl-4-methylpiperazin-1-yl)methanon, (5-Chlor-1H-indol-2-yl)-(3-methoxymethyl-4-methylpiperazin-1-yl)methanon, (5-Chlor-1H-indol-2-yl)-(2-methoxymethyl-4-methylpiperazin-1-yl)methanon, (5-Chlor-1H-indol-2-yl)-(4-methyl-3-methylaminomethylpiperazin-1-yl)methanon, (5-Chlor-1H-indol-2-yl)-(4-methyl-2-methylaminomethylpiperazin-1-yl)methanon, (5-Chlor-1H-indol-2-yl)-(3-dimethylaminomethyl-4-methylpiperazin-1-yl)methanon und (5-Chlor-1H-indol-2-yl)-(2-dimethylaminomethyl-4-methylpiperazin-1-yl)methanon.

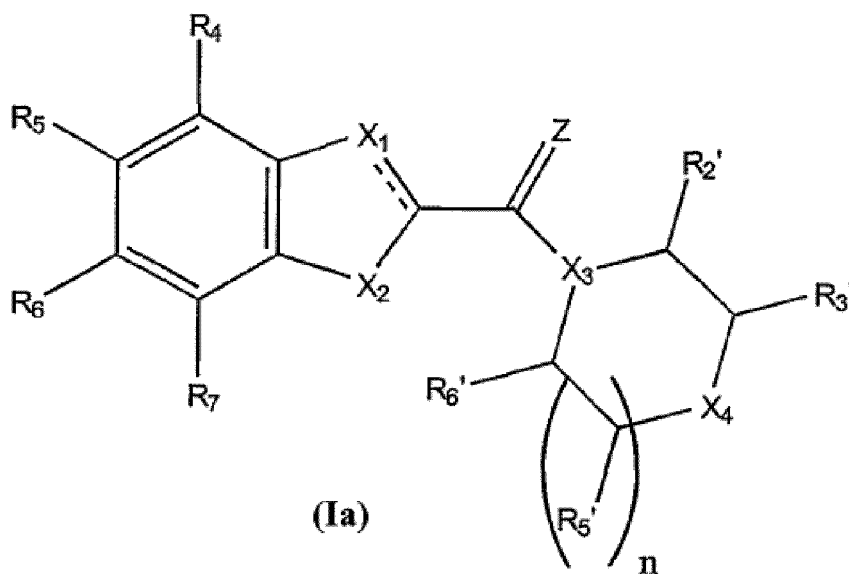
23. Pharmazeutische Zusammensetzung, umfassend eine Verbindung nach Anspruch 1 und einen pharmazeutisch unbedenklichen Träger.

24. Pharmazeutische Zusammensetzung, umfassend eine Verbindung nach Anspruch 2 und einen pharmazeutisch unbedenklichen Träger.

25. Pharmazeutische Zusammensetzung, umfassend eine Verbindung nach Anspruch 3 und einen pharmazeutisch unbedenklichen Träger.

26. Pharmazeutische Zusammensetzung nach Anspruch 23, umfassend eine Verbindung ausgewählt aus (5-Chlor-1H-indol-2-yl)-(4-methylpiperazin-1-yl)methanon, (5-Fluor-1H-indol-2-yl)-(4-methylpiperazin-1-yl)methanon, (5-Brom-1H-indol-2-yl)-(4-methylpiperazin-1-yl)methanon, (5-Methyl-1H-indol-2-yl)-(4-methylpiperazin-1-yl)methanon, (5,7-Difluor-1H-indol-2-yl)-(4-methylpiperazin-1-yl)methanon, (7-Chlor-1H-indol-2-yl)-(4-methylpiperazin-1-yl)methanon, (5,7-Dichlor-1H-indol-2-yl)-(4-methylpiperazin-1-yl)methanon, (3,5-Dichlor-1H-indol-2-yl)-(4-methylpiperazin-1-yl)methanon, (6-Chlor-1H-indol-2-yl)-(4-methylpiperazin-1-yl)methanon, (1H-Indol-2-yl)-(3-methylpiperazin-1-yl)methanon und (7-Brom-1H-indol-2-yl)-(4-methylpiperazin-1-yl)methanon.

27. Verbindung der Formel (Ia):



wobei R<sub>1</sub> für R<sub>a</sub>, R<sub>a</sub>R<sub>b</sub>-, R<sub>a</sub>-O-R<sub>b</sub> oder (R<sub>c</sub>) (R<sub>d</sub>)N-R<sub>b</sub>-steht, wobei R<sub>a</sub> für H, Cyano, -(C=O)N(R<sub>c</sub>) (R<sub>d</sub>), -C(=NH)(NH<sub>2</sub>), C<sub>1-10</sub>-Alkyl, C<sub>3-8</sub>-Alkenyl, C<sub>3-8</sub>-Cycloalkyl, einen heterocyclischen C<sub>2-5</sub>-Rest oder Phenyl steht, wobei R<sub>b</sub> für C<sub>1-8</sub>-Alkyl, C<sub>2-8</sub>-Alkenyl, C<sub>3-8</sub>-Cycloalkyl, einen zweiwertigen heterocyclischen C<sub>3-8</sub>-Rest oder Phenyl steht und R<sub>c</sub> und R<sub>d</sub> jeweils unabhängig voneinander für H, C<sub>1-8</sub>-Alkyl, C<sub>2-8</sub>-Alkenyl, C<sub>3-8</sub>-Cycloalkyl oder Phenyl stehen,

R<sub>2</sub>' für H, Methyl, Ethyl, NR<sub>p</sub>R<sub>q</sub>, -(CO)NR<sub>p</sub>R<sub>q</sub>, -(CO)OR<sub>r</sub>, -CH<sub>2</sub>NR<sub>p</sub>R<sub>q</sub> oder CH<sub>2</sub>OR<sub>r</sub> steht, wobei R<sub>p</sub>, R<sub>q</sub> und R<sub>r</sub> unabhängig voneinander ausgewählt sind aus C<sub>1-6</sub>-Alkyl, C<sub>3-6</sub>-Cycloalkyl, Phenyl, (C<sub>3-6</sub>-Cycloalkyl)(C<sub>1-2</sub>-alkyl), Benzyl und Phenethyl, oder R<sub>p</sub> und R<sub>q</sub> zusammen mit dem Stickstoff, an den sie gebunden sind, einen 4-bis 7-gliedrigen heterocyclischen Ring mit 0 oder 1 zusätzlichen, aus O, S und N ausgewählten Heteroatomen bilden,

R<sub>3</sub>' für H, Methyl, Ethyl, NR<sub>s</sub>R<sub>t</sub>, -(CO)NR<sub>s</sub>R<sub>t</sub>, -(CO)OR<sub>u</sub>, -CH<sub>2</sub>NR<sub>s</sub>R<sub>t</sub> oder CH<sub>2</sub>OR<sub>u</sub> steht, wobei R<sub>s</sub>, R<sub>t</sub> und R<sub>u</sub> unabhängig voneinander ausgewählt sind aus C<sub>1-6</sub>-Alkyl, C<sub>3-6</sub>-Cycloalkyl, Phenyl, (C<sub>3-6</sub>-Cycloalkyl)(C<sub>1-2</sub>-alkyl), Benzyl und Phenethyl, oder R<sub>s</sub> und R<sub>t</sub> zusammen mit dem Stickstoff, an den sie gebunden sind, einen 4-

EP 1 373 204 B1

bis 7-gliedrigen heterocyclischen Ring mit 0 oder 1 zusätzlichen, aus O, S und N ausgewählten Heteroatomen bilden,

R<sub>5</sub> für Methyl, Ethyl oder H steht,

R<sub>6</sub> für Methyl, Ethyl oder H steht,

R<sub>7</sub> für Methyl, Ethyl oder H steht,

X<sub>4</sub> für NR<sub>1</sub> oder S steht,

X<sub>1</sub> für CR<sub>3</sub> steht,

R<sub>3</sub> für F, Cl, Br, CHO, R<sub>f</sub>, R<sub>f</sub>R<sub>g</sub><sup>-</sup>, R<sub>f</sub>O-R<sub>g</sub><sup>-</sup> oder (R<sub>h</sub>) (R<sub>i</sub>)N-R<sub>g</sub><sup>-</sup> steht, wobei R<sub>f</sub> für H, C<sub>1-6</sub>-Alkyl, C<sub>2-6</sub>-Alkenyl, C<sub>3-6</sub>-Cycloalkyl, einen heterocyclischen C<sub>2-5</sub>-Rest oder Phenyl steht, wobei R<sub>g</sub> für C<sub>1-6</sub>-Alkylen, C<sub>2-6</sub>-Alkenylen, C<sub>3-6</sub>-Cycloalkylen, einen zweiwertigen heterocyclischen C<sub>3-6</sub>-Rest oder Phenylen steht und R<sub>h</sub> und R<sub>i</sub> jeweils unabhängig voneinander für H, C<sub>1-6</sub>-Alkyl, C<sub>2-6</sub>-Alkenyl, C<sub>3-6</sub>-Cycloalkyl oder Phenyl stehen,

X<sub>2</sub> für NR<sub>e</sub> oder O steht, R<sub>e</sub> für H oder C<sub>1-6</sub>-Alkyl steht,

X<sub>3</sub> für N steht,

Z für =O oder =S steht,

R<sub>4</sub> und R<sub>6</sub> jeweils unabhängig voneinander für H, F, Cl, Br, I, COOH, OH, Nitro, Amino, Cyano, C<sub>1-4</sub>-Alkoxy oder C<sub>1-4</sub>-Alkyl stehen,

R<sub>5</sub> für H, F, Cl, Br, I, (C=O)R<sub>j</sub>, OH, Nitro, NR<sub>j</sub>R<sub>k</sub>, Cyano, Phenyl, -OCH<sub>2</sub>Ph, C<sub>1-4</sub>-Alkoxy oder C<sub>1-4</sub>-Alkyl steht,

R<sub>7</sub> für H, F, Cl, Br, I, (C=O)R<sub>m</sub>, OH, Nitro, NR<sub>l</sub>R<sub>m</sub>, Cyano, Phenyl, -OCH<sub>2</sub>Ph, C<sub>1-4</sub>-Alkoxy oder C<sub>1-4</sub>-Alkyl steht, wobei R<sub>j</sub>, R<sub>k</sub>, R<sub>l</sub> und R<sub>m</sub> jeweils unabhängig voneinander ausgewählt sind aus H, C<sub>1-6</sub>-Alkyl, Hydroxy, Phenyl, Benzyl, Phenethyl und C<sub>1-6</sub>-Alkoxy,

die obigen Hydrocarbyl- (einschließlich Alkyl-, Alkoxy-, Phenyl-, Benzyl-, Cycloalkyl- und so weiter) oder heterocyclischen Gruppen jeweils unabhängig voneinander und gegebenenfalls substituiert sind durch 1 bis 3 Substituenten ausgewählt aus C<sub>1-3</sub>-Alkyl, Halogen, Hydroxy, Amino und C<sub>1-3</sub>-Alkoxy,

wobei n für 0, 1 oder 2 steht, wobei n für 2 steht, die Gruppierung -(CHR<sub>5</sub>)<sub>n-2</sub> für -(CHR<sub>5</sub>-CHR<sub>7</sub>)-steht, wobei CHR<sub>5</sub> zwischen CHR<sub>6</sub> und CHR<sub>7</sub> ist,

mit der Maßgabe, dass mindestens einer der Reste R<sub>1</sub>, R<sub>2</sub>, R<sub>3</sub>, R<sub>4</sub>, R<sub>5</sub>, R<sub>6</sub> und R<sub>7</sub> nicht für H steht, wenn Z für O steht,

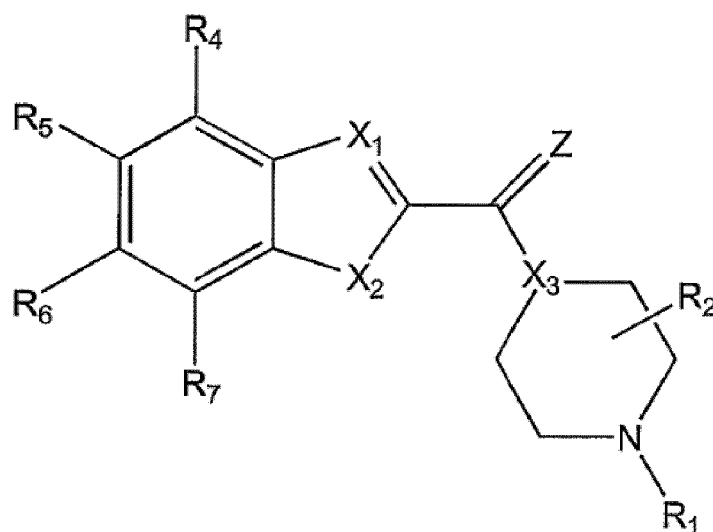
und mit der Maßgabe, dass, wenn Z für O steht, n=1 und R<sub>4</sub>, R<sub>5</sub>, R<sub>6</sub>, R<sub>7</sub>, R<sub>2</sub>, R<sub>3</sub>, R<sub>5</sub> und R<sub>6</sub> jeweils für H stehen, dann (a), wenn X<sub>2</sub> für NH steht, R<sub>1</sub> (i) nicht für Methyl, Pyridyl, Phenyl oder Benzyl steht und (b), wenn X<sub>2</sub> für O steht, R<sub>1</sub> nicht für Methyl steht,

und mit der Maßgabe, dass, wenn Z für O steht, X<sub>2</sub> für NH steht, n=1, R<sub>1</sub> für Methyl steht, R<sub>4</sub>, R<sub>6</sub>, R<sub>7</sub>, R<sub>2</sub>, R<sub>3</sub>, R<sub>5</sub> und R<sub>6</sub> jeweils für H stehen, R<sub>5</sub> nicht für Methoxy steht,

oder ein pharmazeutisch unbedenkliches Salz, ein pharmazeutisch unbedenklicher Ester oder ein pharmazeutisch unbedenkliches Amid davon,

zur Verwendung bei der Behandlung oder Prävention einer durch H<sub>4</sub> vermittelten Krankheit oder eines durch H<sub>4</sub> vermittelten Leidens.

28. Verbindung zur Verwendung nach Anspruch 27, umfassend eine Verbindung der Formel:



wobei  $R_1$  für  $R_a$ ,  $R_aR_b^-$ ,  $R_a-O-R_b^-$  oder  $(R_c)(R_d)N-R_b^-$  steht, wobei  $R_a$  für H,  $C_{1-10}$ -Alkyl,  $C_{3-8}$ -Alkenyl,  $C_{3-8}$ -Cycloalkyl, einen heterocyclischen  $C_{2-5}$ -Rest oder Phenyl steht, wobei  $R_b$  für  $C_{1-8}$ -Alkylen,  $C_{3-8}$ -Alkenylen,  $C_{3-8}$ -Cycloalkylen, einen zweiwertigen heterocyclischen  $C_{3-8}$ -Rest oder Phenylen steht und  $R_c$  und  $R_d$  jeweils unabhängig voneinander für H,  $C_{1-8}$ -Alkyl,  $C_{2-8}$ -Alkenyl,  $C_{3-8}$ -Cycloalkyl oder Phenyl stehen,

$R_2$  ortho oder meta ist und für Methyl oder H steht,

$X_1$  für  $CR_3$  steht,

$R_3$  für F, Cl, Br,  $R_f$ ,  $R_fR_g^-$ ,  $R_f-O-R_g^-$  oder  $(R_h)(R_i)N-R_g^-$  steht, wobei  $R_f$  für H,  $C_{1-6}$ -Alkyl,  $C_{2-6}$ -Alkenyl,  $C_{3-6}$ -Cycloalkyl, einen heterocyclischen  $C_{2-5}$ -Rest oder Phenyl steht, wobei  $R_g$  für  $C_{1-6}$ -Alkylen,  $C_{2-6}$ -Alkenylen,  $C_{3-6}$ -Cycloalkylen, einen zweiwertigen heterocyclischen  $C_{3-6}$ -Rest oder Phenylen steht und  $R_h$  und  $R_i$  jeweils unabhängig voneinander für H,  $C_{1-6}$ -Alkyl,  $C_{2-6}$ -Alkenyl,  $C_{3-6}$ -Cycloalkyl oder Phenyl stehen,

$X_2$  für  $NR_e$  oder O steht,  $R_e$  für H oder  $C_{1-6}$ -Alkyl steht,

$X_3$  für N steht,

Z für =O oder =S steht,

$R_4$  und  $R_6$  jeweils unabhängig voneinander für H, F, Cl, Br, I, COOH, OH, Nitro, Amino, Cyano,  $C_{1-4}$ -Alkoxy oder  $C_{1-4}$ -Alkyl stehen,

$R_5$  für H, F, Cl, Br, I,  $(C=O)R_j$ , OH, Nitro,  $NR_jR_k$ , Cyano,  $-OCH_2Ph$ ,  $C_{1-4}$ -Alkoxy oder  $C_{1-4}$ -Alkyl steht,

$R_7$  für H, F, Cl, Br, I,  $(C=O)R_m$ , OH, Nitro,  $NR_mR_n$ , Cyano,  $C_{1-4}$ -Alkoxy oder  $C_{1-4}$ -Alkyl steht,

wobei  $R_j$ ,  $R_k$ ,  $R_l$  und  $R_m$  jeweils unabhängig voneinander ausgewählt sind aus H,  $C_{1-6}$ -Alkyl, Hydroxy, Phenyl, Benzyl, Phenethyl und  $C_{1-6}$ -Alkoxy,

wobei die obigen Hydrocarbyl- oder heterocyclischen Gruppen jeweils unabhängig voneinander und gegebenenfalls substituiert sind durch 1 bis 3 Substituenten ausgewählt aus  $C_{1-3}$ -Alkyl, Halogen, Hydroxy, Amino und  $C_{1-3}$ -Alkoxy,

mit der Maßgabe, dass mindestens einer der Reste  $R_1$ ,  $R_2$ ,  $R_3$ ,  $R_4$ ,  $R_5$ ,  $R_6$  und  $R_7$  nicht für H steht, wenn Z für O steht,

oder ein pharmazeutisch unbedenkliches Salz, ein pharmazeutisch unbedenklicher Ester oder ein pharmazeutisch unbedenkliches Amid davon.

- 29.** Verbindung zur Verwendung nach Anspruch 27, wobei  $R_1$  für  $R_a$ ,  $R_aR_b^-$ ,  $R_a-O-R_b^-$  oder  $(R_c)(R_d)N-R_b^-$  steht, wobei  $R_a$  für H,  $C_{1-10}$ -Alkyl,  $C_{2-5}$ -Alkenyl,  $C_{3-8}$ -Cycloalkyl, einen heterocyclischen  $C_{2-5}$ -Rest oder Phenyl steht, wobei  $R_b$  für  $C_{1-6}$ -Alkylen oder  $C_{2-8}$ -Alkenylen steht und  $R_c$  und  $R_d$  jeweils unabhängig voneinander für H,  $C_{1-8}$ -Alkyl,  $C_{2-8}$ -Alkenyl,  $C_{3-8}$ -Cycloalkyl oder Phenyl stehen,

$R_2$  für Methyl oder H steht,

$R_3$  für Methyl oder H steht,

$R_5$  für Methyl oder H steht,

$R_6$  für Methyl oder H steht,

$R_7$  für Methyl oder H steht,

$X_1$  für  $CR_3$  steht,

$R_3$  für F, Cl, Br, Methyl, Ethyl oder Propyl steht,

$X_2$  für  $NR_e$  oder O steht,  $R_e$  für H oder  $C_{1-6}$ -Alkyl steht,

$X_3$  für N steht,

Z für =O oder =S steht,

$R_4$  und  $R_6$  jeweils unabhängig voneinander für H, F, Cl, Br, I, COOH, OH, Nitro, Amino, Cyano,  $C_{1-3}$ -Alkoxy oder  $C_{1-3}$ -Alkyl stehen,

$R_5$  für H, F, Cl, Br, I,  $(C=O)R_j$ , OH, Nitro,  $NR_jR_k$ , Cyano,  $-OCH_2Ph$ ,  $C_{1-4}$ -Alkoxy oder  $C_{1-4}$ -Alkyl steht,

$R_7$  für H, F, Cl, Br, I,  $(C=O)R_m$ , OH, Nitro,  $NR_mR_n$ , Cyano,  $C_{1-4}$ -Alkoxy oder  $C_{1-4}$ -Alkyl steht,

wobei  $R_j$ ,  $R_k$ ,  $R_l$  und  $R_m$  jeweils unabhängig voneinander ausgewählt sind aus H,  $C_{1-6}$ -Alkyl, Hydroxy, Phenyl, Benzyl, Phenethyl und  $C_{1-6}$ -Alkoxy,

wobei die obigen Hydrocarbyl- oder heterocyclischen Gruppen jeweils unabhängig und gegebenenfalls substituiert sind durch 1 bis 3 Substituenten ausgewählt aus  $C_{1-3}$ -Alkyl, Halogen, Hydroxy, Amino und  $C_{1-3}$ -Alkoxy, n für 1 steht

mit der Maßgabe, dass mindestens einer der Reste  $R_1$ ,  $R_2$ ,  $R_3$ ,  $R_4$ ,  $R_5$ ,  $R_6$  und  $R_7$  nicht für H steht, wenn Z für O steht,

oder ein pharmazeutisch unbedenkliches Salz, ein pharmazeutisch unbedenklicher Ester oder ein pharmazeutisch unbedenkliches Amid davon.

- 5 30. Verwendung einer wie in Anspruch 27 definierten Verbindung der Formel (Ia) in einem Verfahren zur Herstellung eines Medikaments zur Behandlung eines durch H<sub>4</sub> vermittelten Leidens in einem Patienten, wobei das durch H<sub>4</sub> vermittelte Leiden ausgewählt ist aus: entzündlichen Erkrankungen, Asthma, Psoriasis, rheumatoider Arthritis, Colitis ulcerosa, Morbus Crohn, entzündlicher Darmkrankheit, multipler Sklerose, allergischen Erkrankungen, Autoimmunkrankheit, lymphatischen Erkrankungen und Immundefekterkrankungen.
- 10 31. Verwendung einer pharmazeutisch wirksamen H<sub>4</sub>-inhibierenden Menge einer wie in Anspruch 27 definierten Verbindung der Formel (Ia) in einem Verfahren zur Herstellung eines Medikaments zur Behandlung eines durch H<sub>4</sub> vermittelten Leidens in einem Patienten, wobei das durch H<sub>4</sub> vermittelte Leiden ausgewählt ist aus: entzündlichen Erkrankungen, Asthma, Psoriasis, rheumatoider Arthritis, Colitis ulcerosa, Morbus Crohn, entzündlicher Darmkrankheit, multipler Sklerose, allergischen Erkrankungen, Autoimmunkrankheit, lymphatischen Erkrankungen und Immundefekterkrankungen.
- 15 32. Verwendung nach Anspruch 31, wobei es sich bei der Verbindung um eine wie in Anspruch 28 definierte Verbindung handelt.
- 20 33. Verwendung nach Anspruch 31, wobei es sich bei der Verbindung um eine wie in Anspruch 29 definierte Verbindung handelt.
- 25 34. Verwendung nach Anspruch 31, wobei die Verbindung ausgewählt ist aus: (5-Chlor-1H-indol-2-yl)-(4-methylpiperazin-1-yl)methanon, (5-Fluor-1H-indol-2-yl)-(4-methylpiperazin-1-yl)methanon, (5-Brom-1H-indol-2-yl)-(4-methylpiperazin-1-yl)methanon, (5-Methyl-1H-indol-2-yl)-(4-methylpiperazin-1-yl)methanon, (5,7-Difluor-1H-indol-2-yl)-(4-methylpiperazin-1-yl)methanon, (7-Chlor-1H-indol-2-yl)-(4-methylpiperazin-1-yl)methanon, (5,7-Dichlor-1H-indol-2-yl)-(4-methylpiperazin-1-yl)methanon, (3,5-Dichlor-1H-indol-2-yl)-(4-methylpiperazin-1-yl)methanon, (6-Chlor-1H-indol-2-yl)-(4-methylpiperazin-1-yl)methanon, (1H-indol-2-yl)-(3-methylpiperazin-1-yl)methanon, (7-Brom-1H-indol-2-yl)-(4-methylpiperazin-1-yl)methanon, (5-Brombenzofuran-2-yl)-(4-methylpiperazin-1-yl)methanon und (1H-Indol-2-yl)-(4-methylpiperazin-1-yl)methanthion.
- 30 35. Verwendung nach Anspruch 31, wobei es sich bei dem durch H<sub>4</sub> vermittelten Leiden um eine entzündliche Erkrankung oder eine allergische Erkrankung handelt.
- 35 36. Verwendung nach Anspruch 31, wobei es sich bei der entzündlichen Erkrankung um ein entzündungsvermitteltes Leiden ausgewählt aus akuter Entzündung, allergischer Entzündung und chronischer Entzündung handelt.
- 40 37. Verwendung einer wie in Anspruch 27 definierten Verbindung der Formel (Ia) in einem Verfahren zur Herstellung eines Medikaments zur Behandlung von Asthma in einem Patienten.
- 45 38. Verwendung einer wie in Anspruch 27 definierten Verbindung der Formel (Ia) in einem Verfahren zur Herstellung eines Medikaments zur Behandlung einer allergischen Erkrankung in einem Patienten.
- 50 39. Verwendung nach Anspruch 37 oder nach Anspruch 38, wobei die Verbindung der Formel (Ia) ausgewählt ist aus: (5-Chlor-1H-indol-2-yl)-(4-methylpiperazin-1-yl)methanon, (5-Fluor-1H-indol-2-yl)-(4-methylpiperazin-1-yl)methanon, (5-Brom-1H-indol-2-yl)-(4-methylpiperazin-1-yl)methanon, (5-Methyl-1H-indol-2-yl)-(4-methylpiperazin-1-yl)methanon, (5,7-Difluor-1H-indol-2-yl)-(4-methylpiperazin-1-yl)methanon, (7-Chlor-1H-indol-2-yl)-(4-methylpiperazin-1-yl)methanon, (5,7-Dichlor-1H-indol-2-yl)-(4-methylpiperazin-1-yl)methanon und (3,5-Dichlor-1H-indol-2-yl)-(4-methylpiperazin-1-yl)methanon.
- 55 40. Verwendung nach Anspruch 37 oder nach Anspruch 38, wobei die Verbindung der Formel (Ia) ausgewählt ist aus: (6-Chlor-1H-indol-2-yl)-(4-methylpiperazin-1-yl)methanon, (1H-Indol-2-yl)-(3-methylpiperazin-1-yl)methanon, (7-Brom-1H-indol-2-yl)-(4-methylpiperazin-1-yl)methanon; (5-Brombenzofuran-2-yl)-(4-methylpiperazin-1-yl)methanon und (1H-Indol-2-yl)-(4-methylpiperazin-1-yl)methanthion.

## Revendications

- 55 1. Composé de formule (I) où :

5

10

15

20

25

30

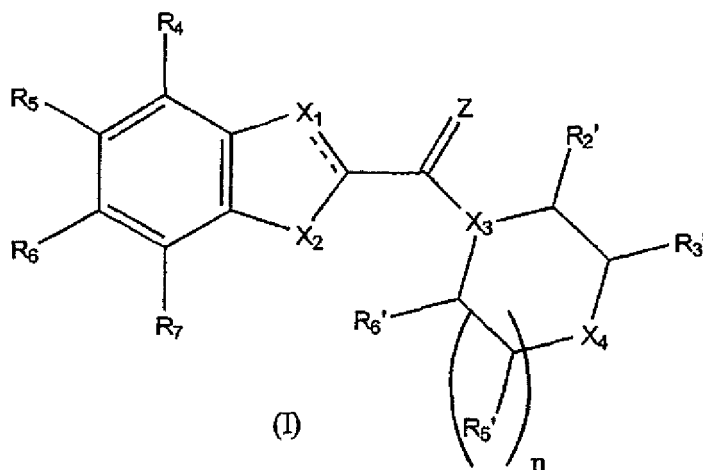
35

40

45

50

55



où  $R_1$  représente  $R_a$ ,  $R_aR_b$ -,  $R_a-O-R_b$ - ou  $(R_c)(R_d)N-R_b$ -, où  $R_a$  représente H ou un groupement cyano,  $-(C=O)N(R_c)(R_d)$ ,  $-C(=NH)(NH_2)$ , alkyle en  $C_{1-10}$ , alcényle en  $C_{3-8}$ , cycloalkyle en  $C_{3-8}$ , radical hétérocyclique en  $C_{2-5}$ , ou phényle ; où  $R_b$  représente un groupement alkylène en  $C_{1-8}$ , alcénylène en  $C_{2-8}$ , cycloalkylène en  $C_{3-8}$ , radical hétérocyclique divalent en  $C_{3-8}$ , ou phénylène et chacun des radicaux  $R_c$  et  $R_d$  représente indépendamment H ou un groupement alkyle en  $C_{1-8}$ , alcényle en  $C_{2-8}$ , cycloalkyle en  $C_{3-8}$  ou phényle ;

$R_2'$  représente H ou un groupement méthyle, éthyle,  $NR_pR_q$ -,  $-(CO)NR_pR_q$ -,  $-(CO)OR_r$ -,  $-CH_2NR_pR_q$  ou  $CH_2OR_r$  ; où chacun des radicaux  $R_p$ ,  $R_q$  et  $R_r$  est indépendamment choisi parmi les groupements alkyle en  $C_{1-6}$ , cycloalkyle en  $C_{3-6}$ , phényle ; (cycloalkyle en  $C_{3-6}$ ) (alkylène en  $C_{1-2}$ ), benzyle ou phénéthyle ; ou  $R_p$  et  $R_q$  forment ensemble et avec l'atome d'azote auquel ils sont liés un cycle hétérocyclique comportant 4 à 7 chaînons ainsi que 0 ou 1 hétéroatome supplémentaire choisi parmi O, S et N ;

$R_3'$  représente H ou un groupement méthyle, éthyle,  $NR_sR_t$ -,  $-(CO)NR_sR_t$ -,  $-(CO)OR_u$ -,  $-CH_2NR_sR_t$  ou  $CH_2OR_u$  ; où chacun des radicaux  $R_s$ ,  $R_t$  et  $R_u$  est indépendamment choisi parmi les groupements alkyle en  $C_{1-6}$ , cycloalkyle en  $C_{3-6}$ , phényle ; (cycloalkyle en  $C_{3-6}$ ) (alkylène en  $C_{1-2}$ ), benzyle ou phénéthyle ; ou  $R_s$  et  $R_t$  forment ensemble et avec l'atome d'azote auquel ils sont liés un cycle hétérocyclique comportant 4 à 7 chaînons ainsi que 0 ou 1 hétéroatome supplémentaire choisi parmi O, S et N ;

$R_5'$  représente H ou un groupement méthyle ou éthyle ;

$R_6'$  représente H ou un groupement méthyle ou éthyle ;

$R_7$  représente H ou un groupement méthyle ou éthyle ;

$X_4$  représente un groupement  $NR_1$  ;

$X_1$  représente un groupement  $CR_3$  ;

$R_3$  représente un atome F, Cl, Br ou un groupement CHO,  $R_f$ ,  $R_fR_g$ -,  $R_fO-R_g$ -, ou  $(R_h)(R_i)N-R_g$ -, où  $R_f$  représente H ou un groupement alkyle en  $C_{1-6}$ , alcényle en  $C_{2-6}$ , cycloalkyle en  $C_{3-6}$ , radical hétérocyclique en  $C_{2-5}$ , ou phényle ; où  $R_g$  représente un groupement alkylène en  $C_{1-6}$ , alcénylène en  $C_{2-6}$ , cycloalkylène en  $C_{3-6}$ , radical hétérocyclique divalent en  $C_{3-6}$  ou phénylène ; et chacun des radicaux  $R_h$  et  $R_i$  représente H ou un groupement alkyle en  $C_{1-6}$ , alcényle en  $C_{2-6}$ , cycloalkyle en  $C_{3-6}$  ou phényle ;

$X_2$  représente  $NR_e$  ;

$R_e$  représente H ou un groupement alkyle en  $C_{1-6}$  ;

$X_3$  représente N ;

Z représente =O ;

chacun des radicaux  $R_4$  et  $R_6$  représente indépendamment un atome H, F, Cl, Br, I ou un groupement COOH, OH, nitro, amino, cyano, alkoxy en  $C_{1-4}$  ou alkyle en  $C_{1-4}$  ;

$R_5$  représente un atome H, F, Cl, Br, I ou un groupement  $(C=O)R_j$ , OH, nitro,  $NR_jR_k$ , cyano, phényle,  $-OCH_2-Ph$ , alkoxy en  $C_{1-4}$  ou alkyle en  $C_{1-4}$  ;

$R_7$  représente un atome H, F, Cl, Br, I ou un groupement  $(C=O)R_m$ , OH, nitro,  $NR_lR_m$ , cyano, phényle,  $-OCH_2-Ph$ , alkoxy en  $C_{1-4}$  ou alkyle en  $C_{1-4}$  ;

où chacun des radicaux  $R_j$ ,  $R_k$ ,  $R_l$  et  $R_m$  est indépendamment choisi parmi H et les groupements alkyle en  $C_{1-6}$ , hydroxy, phényle, benzyle, phénéthyle et alkoxy en  $C_{1-6}$  ;

chacun des groupements hydrocarbyle (y compris alkyle, alkoxy, phényle, benzyle, cycloalkyle, etc.) ou hétérocycliques ci-avant étant indépendamment et éventuellement substitué par entre 1 et 3 substituants choisis parmi les groupements alkyle en  $C_{1-3}$ , halogéno, hydroxy, amino et alkoxy en  $C_{1-3}$  ;

où n est égal à 0, 1 ou 2 ; lorsque n est égal à 2, l'entité  $-(CHR_5)_{n=2}$  représente  $-(CHR_5-CHR_7)$  - où  $CH_5$  est entre  $CR_6$  et  $CHR_7$  ;

à la condition qu'au moins l'un des radicaux  $R_1$ ,  $R_2$ ,  $R_3$ ,  $R_4$ ,  $R_5$ ,  $R_6$  et  $R_7$  soit différent de H ;  
 et à la condition que lorsque  $n = 1$ , et chacun des radicaux  $R_4$ ,  $R_5$ ,  $R_6$ ,  $R_7$ ,  $R_2$ ,  $R_3$ ,  $R_5$  et  $R_6$  représente H, alors (a) lorsque  $X_2$  représente NH, alors  $R_1$  représente (i) un groupement autre que méthyle, pyridyle, phényle ou benzyle, où chacun des radicaux phényle et benzyle est indépendamment et éventuellement substitué par entre 1 et 3 substituants choisis parmi les groupements alkyle en  $C_{1-3}$ , halogéno, hydroxy, amino et alkoxy en  $C_{1-3}$  ;  
 à la condition que lorsque  $n = 1$ ,  $X_2$  représente NH et chacun des radicaux  $R_3$ ,  $R_4$ ,  $R_5$ ,  $R_6$ ,  $R_7$ ,  $R_2$ ,  $R_3$ ,  $R_5$  et  $R_6$  représente H, alors  $R_1$  ne représente pas un groupement 4-méthoxypyrimidin-2-yle ;  
 à la condition que lorsque  $n = 1$ ,  $R_5$  représente OH,  $X_2$  représente NH et chacun des radicaux  $R_3$ ,  $R_4$ ,  $R_6$ ,  $R_7$ ,  $R_2$ ,  $R_3$ ,  $R_5$  et  $R_6$  représente H, alors  $R_1$  ne représente pas un groupement 3-N-éthylaminopyridin-2-yle ;  
 à la condition que lorsque  $n = 1$ ,  $R_5$  représente un groupement méthoxy,  $X_2$  représente NH et chacun des radicaux  $R_3$ ,  $R_4$ ,  $R_6$ ,  $R_7$ ,  $R_2$ ,  $R_3$ ,  $R_5$  et  $R_6$  représente H, alors  $R_1$  ne représente pas un groupement 3-N-éthylaminopyridin-2-yle ;  
 à la condition que lorsque  $n = 1$ ,  $R_5$  représente OH,  $X_2$  représente NH et chacun des radicaux  $R_3$ ,  $R_4$ ,  $R_6$ ,  $R_7$ ,  $R_2$ ,  $R_3$ ,  $R_5$  et  $R_6$  représente H, alors  $R_1$  ne représente pas un groupement 3-aminopyridin-2-yle ;  
 à la condition que lorsque  $n = 1$ ,  $R_5$  représente un groupement méthoxy,  $X_2$  représente NH et chacun des radicaux  $R_3$ ,  $R_4$ ,  $R_6$ ,  $R_7$ ,  $R_2$ ,  $R_3$ ,  $R_5$  et  $R_6$  représente H, alors  $R_1$  ne représente pas un groupement 3-aminopyridin-2-yle ;  
 à la condition que lorsque  $n = 1$ ,  $R_5$  représente un groupement méthoxy,  $R_6$  représente OH,  $X_2$  représente NH et chacun des radicaux  $R_3$ ,  $R_4$ ,  $R_7$ ,  $R_2$ ,  $R_3$ ,  $R_5$  et  $R_6$  représente H, alors  $R_1$  ne représente pas un groupement 3-aminopyridin-2-yle ;  
 à la condition que lorsque  $n = 1$ ,  $R_5$  représente OH,  $X_2$  représente NH et chacun des radicaux  $R_3$ ,  $R_4$ ,  $R_6$ ,  $R_7$ ,  $R_2$ ,  $R_3$ ,  $R_5$  et  $R_6$  représente H, alors  $R_1$  ne représente pas un groupement 2,3,4-triméthoxybenzyle ;  
 à la condition que lorsque  $n = 1$ ,  $R_5$  représente F,  $X_2$  représente NH et chacun des radicaux  $R_3$ ,  $R_4$ ,  $R_6$ ,  $R_7$ ,  $R_2$ ,  $R_3$ ,  $R_5$  et  $R_6$  représente H, alors  $R_1$  ne représente pas un groupement 2-pyridyle ;  
 à la condition que lorsque  $n = 1$ ,  $R_e$  représente un groupement méthyle et chacun des radicaux  $R_3$ ,  $R_4$ ,  $R_5$ ,  $R_6$ ,  $R_7$ ,  $R_2$ ,  $R_3$ ,  $R_5$  et  $R_6$  représente H, alors  $R_1$  ne représente pas un groupement 2-éthoxyphényle ou 4-chorophényle ;  
 à la condition que lorsque  $n = 1$ ,  $R_5$  représente un groupement méthoxy,  $X_2$  représente NH et chacun des radicaux  $R_3$ ,  $R_4$ ,  $R_6$ ,  $R_7$ ,  $R_2$ ,  $R_3$ ,  $R_5$  et  $R_6$  représente H, alors  $R_1$  ne représente pas un groupement 3,4,5-triméthoxybenzyle ;  
 à la condition que lorsque  $n = 1$ ,  $R_5$  représente un groupement méthoxy,  $R_e$  représente un groupement éthoxyéthyle et chacun des radicaux  $R_3$ ,  $R_4$ ,  $R_6$ ,  $R_7$ ,  $R_2$ ,  $R_3$ ,  $R_5$  et  $R_6$  représente H, alors  $R_1$  ne représente pas un groupement 3,4,5-triméthoxybenzyle ;  
 à la condition que lorsque  $n = 1$ ,  $R_5$  représente un groupement chloro,  $X_2$  représente NH et chacun des radicaux  $R_3$ ,  $R_4$ ,  $R_6$ ,  $R_7$ ,  $R_2$ ,  $R_3$ ,  $R_5$  et  $R_6$  représente H, alors  $R_1$  ne représente pas un groupement pyridine-3-ylméthyle ;  
 à la condition que lorsque  $n = 1$ ,  $R_5$  représente un groupement méthoxy,  $X_2$  représente NH et chacun des radicaux  $R_3$ ,  $R_4$ ,  $R_6$ ,  $R_7$ ,  $R_2$ ,  $R_3$ ,  $R_5$  et  $R_6$  représente H, alors  $R_1$  ne représente pas un groupement pyridine-3-ylméthyle ;  
 à la condition que lorsque  $n = 1$ ,  $R_5$  représente un groupement méthoxy,  $R_e$  représente un groupement éthoxyéthyle et chacun des radicaux  $R_3$ ,  $R_4$ ,  $R_6$ ,  $R_7$ ,  $R_2$ ,  $R_3$ ,  $R_5$  et  $R_6$  représente H, alors  $R_1$  ne représente pas un groupement pyridine-3-ylméthyle ;  
 à la condition que lorsque  $n = 1$ ,  $R_5$  représente un groupement méthoxy,  $X_2$  représente NH et chacun des radicaux  $R_3$ ,  $R_4$ ,  $R_6$ ,  $R_7$ ,  $R_2$ ,  $R_3$ ,  $R_5$  et  $R_6$  représente H, alors  $R_1$  ne représente pas un groupement 2-éthoxyphényle ;  
 à la condition que lorsque  $n = 1$ ,  $R_5$  représente un groupement fluoro,  $X_2$  représente NH et chacun des radicaux  $R_3$ ,  $R_4$ ,  $R_6$ ,  $R_7$ ,  $R_2$ ,  $R_3$ ,  $R_5$  et  $R_6$  représente H, alors  $R_1$  ne représente pas un groupement 3-aminopyridin-2-yle ;  
 à la condition que lorsque  $n = 1$ ,  $R_5$  représente Cl,  $X_2$  représente NH et chacun des radicaux  $R_3$ ,  $R_4$ ,  $R_6$ ,  $R_7$ ,  $R_2$ ,  $R_3$ ,  $R_5$  et  $R_6$  représente H, alors  $R_1$  ne représente pas un groupement (1H-imidazol-1-yl)propyle, (1H-imidazol-1-yl)éthyle ou pyridine-3-ylméthyle ;  
 à la condition que lorsque  $n = 1$ ,  $X_2$  représente NH et chacun des radicaux  $R_3$ ,  $R_4$ ,  $R_5$ ,  $R_6$ ,  $R_7$ ,  $R_2$ ,  $R_3$ ,  $R_5$  et  $R_6$  représente H, alors  $R_1$  ne représente pas un groupement (1H-imidazol-1-yl)éthyle, (1H-imidazol-1-yl)propyle, pyridine-3-ylméthyle ou pyridine-3-ylpropyle ;  
 à la condition que lorsque :

- $n = 1$ ,
- $X_2$  représente NRe (où  $R_e$  représente H, méthyle ou trifluorométhyle),
- chacun des radicaux  $R_2$ ,  $R_3$ ,  $R_5$  et  $R_6$  représente H,

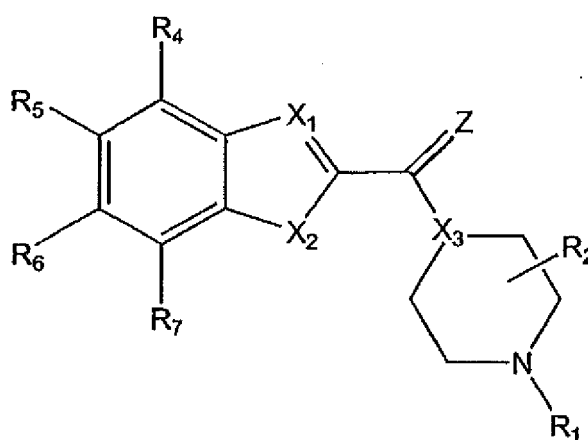
EP 1 373 204 B1

- chacun des radicaux  $R_4$  et/ou  $R_6$  représente un atome H, F, Cl, Br ou un groupement nitro, amino, méthoxy, méthyle ou trifluorométhyle,
- $R_5$  représente un atome H, F, Cl, Br ou un groupement nitro,  $NR_jR_k$  (où chacun des radicaux  $R_j$  et  $R_k$  représente H), méthoxy, méthyle ou trifluorométhyle,
- $R_7$  représente un atome H, F, Cl, Br ou un groupement nitro,  $NR_lR_m$  (où chacun des radicaux  $R_l$  et  $R_m$  représente H), méthoxy, méthyle ou trifluorométhyle, alors  $R_1$  ne représente pas un groupement 4-(trifluorométhyl)-pyrimidin-2-yle ou 4-(alkoxy en  $C_{1-3}$ )-pyrimidin-2-yle ;

à la condition que lorsque  $n = 1$ ,  $X_2$  représente NH et chacun des radicaux  $R_1, R_2, R_3, R_5, R_6, R_3, R_4, R_6$  et  $R_7$  représente H, alors  $R_5$  ne représente pas un groupement chloro ;

et à la condition que lorsque  $X_2$  représente NH,  $n = 1$ ,  $R_1$  représente un groupement méthyle, chacun des radicaux  $R_4, R_6, R_7, R_2, R_3, R_5,$  et  $R_6$  représente H, alors  $R_5$  ne représente pas un groupement méthoxy ; ou l'un des sels, esters ou amides pharmaceutiquement acceptables de celui-ci.

2. Composé selon la revendication 1 de formule suivante où :



où  $R_1$  représente  $R_a, R_aR_b-, R_a-O-R_b-,$  ou  $(R_c)(R_d)N-R_b-,$  où  $R_a$  représente H ou un groupement alkyle en  $C_{1-10}$ , alcényle en  $C_{3-8}$ , cycloalkyle en  $C_{3-8}$ , radical hétérocyclique en  $C_{2-5}$ , ou phényle ; où  $R_b$  représente un groupement alkylène en  $C_{1-8}$ , alcénylène en  $C_{3-8}$ , cycloalkylène en  $C_{3-8}$ , radical hétérocyclique divalent en  $C_{3-8}$ , ou phénylène ; et chacun des radicaux  $R_c$  et  $R_d$  représente indépendamment H ou un groupement alkyle en  $C_{1-8}$ , alcényle en  $C_{2-8}$ , cycloalkyle en  $C_{3-8}$  ou phényle ;

$R_2$  est en ortho ou en méta, et représente H ou un groupement méthyle ;

$X_1$  représente un groupement  $CR_3$  ;

$R_3$  représente un atome F, Cl, Br ou un groupement  $R_f, R_fR_g-, R_f-O-R_g-,$  ou  $(R_h)(R_j)N-R_g-,$  où  $R_f$  représente H ou un groupement alkyle en  $C_{1-6}$ , alcényle en  $C_{2-6}$ , cycloalkyle en  $C_{3-6}$ , radical hétérocyclique en  $C_{2-5}$ , ou phényle ; où  $R_g$  représente un groupement alkylène en  $C_{1-6}$ , alcénylène en  $C_{2-6}$ , cycloalkylène en  $C_{3-6}$ , radical hétérocyclique divalent en  $C_{3-6}$  ou phénylène ; et chacun des radicaux  $R_h$  et  $R_j$  représente H ou un groupement alkyle en  $C_{1-6}$ , alcényle en  $C_{2-6}$ , cycloalkyle en  $C_{3-6}$  ou phényle ;

$X_2$  représente  $NR_e$  ;

$R_e$  représente H ou un groupement alkyle en  $C_{1-6}$  ;

$X_3$  représente N ;

Z représente =O ;

chacun des radicaux  $R_4$  et  $R_6$  représente indépendamment un atome H, F, Cl, Br, I ou un groupement COOH, OH, nitro, amino, cyano, alkoxy en  $C_{1-4}$  ou alkyle en  $C_{1-4}$  ;

$R_5$  représente un atome H, F, Cl, Br, I ou un groupement  $(C=O)R_j,$  OH, nitro,  $NR_jR_k,$  cyano,  $-OCH_2-Ph,$  alkoxy en  $C_{1-4}$  ou alkyle en  $C_{1-4}$  ;

$R_7$  représente un atome H, F, Cl, Br, I ou un groupement  $(C=O)R_m,$  OH, nitro,  $NR_lR_m,$  cyano, alkoxy en  $C_{1-4}$  ou alkyle en  $C_{1-4}$  ;

où chacun des radicaux  $R_j, R_k, R_l$  et  $R_m$  est indépendamment choisi parmi H et les groupements alkyle en  $C_{1-6}$ , hydroxy, phényle, benzyle, phénéthyle et alkoxy en  $C_{1-6}$  ;

chacun des groupements hydrocarbyle ou hétérocycliques ci-avant étant indépendamment et éventuellement substitué par entre 1 et 3 substituants choisis parmi les groupements alkyle en  $C_{1-3}$ , halogéno, hydroxy, amino

et alkoxy en C<sub>1-3</sub> ;

à la condition qu'au moins l'un des radicaux R<sub>1</sub>, R<sub>2</sub>, R<sub>3</sub>, R<sub>4</sub>, R<sub>5</sub>, R<sub>6</sub> et R<sub>7</sub> soit différent de H ;

ou l'un des sels, esters ou amides pharmaceutiquement acceptables de celui-ci.

5

3. Composé selon la revendication 1, où R<sub>1</sub> représente R<sub>a</sub>, R<sub>a</sub>R<sub>b</sub><sup>-</sup>, R<sub>a</sub>-O-R<sub>b</sub><sup>-</sup>, ou (R<sub>c</sub>) (R<sub>d</sub>)N-R<sub>b</sub><sup>-</sup>, où R<sub>a</sub> représente H ou un groupement alkyle en C<sub>1-10</sub>, alcényle en C<sub>2-5</sub>, cycloalkyle en C<sub>3-8</sub>, radical hétérocyclique en C<sub>2-5</sub>, ou phényle ; où R<sub>b</sub> représente un groupement alkylène en C<sub>1-6</sub> ou alcénylène en C<sub>2-8</sub> ; et chacun des radicaux R<sub>c</sub> et R<sub>d</sub> représente indépendamment H ou un groupement alkyle en C<sub>1-8</sub>, alcényle en C<sub>2-8</sub>, cycloalkyle en C<sub>3-8</sub> ou phényle ;

10

R<sub>2</sub> représente H ou un groupement méthyle ;

R<sub>3</sub> représente H ou un groupement méthyle ;

R<sub>5</sub> représente H ou un groupement méthyle ;

R<sub>6</sub> représente H ou un groupement méthyle ;

15

R<sub>7</sub> représente H ou un groupement méthyle ;

X<sub>1</sub> représente un groupement CR<sub>3</sub> ;

R<sub>3</sub> représente un atome F, Cl, Br ou un groupement méthyle, éthyle ou propyle ;

X<sub>2</sub> représente NR<sub>e</sub> ;

R<sub>e</sub> représente H ou un groupement alkyle en C<sub>1-6</sub> ;

20

X<sub>3</sub> représente N ;

Z représente =O ;

chacun des radicaux R<sub>4</sub> et R<sub>6</sub> représente indépendamment un atome H, F, Cl, Br, I ou un groupement COOH, OH, nitro, amino, cyano, alkoxy en C<sub>1-3</sub> ou alkyle en C<sub>1-3</sub> ;

25

R<sub>5</sub> représente un atome H, F, Cl, Br, I ou un groupement (C=O) R<sub>j</sub>, OH, nitro, NR<sub>j</sub>R<sub>k</sub>, cyano, -OCH<sub>2</sub>-Ph, alkoxy en C<sub>1-4</sub> ou alkyle en C<sub>1-4</sub> ;

R<sub>7</sub> représente un atome H, F, Cl, Br, I ou un groupement (C=O)R<sub>m</sub>, OH, nitro, NR<sub>1</sub>R<sub>m</sub>, cyano, alkoxy en C<sub>1-4</sub> ou alkyle en C<sub>1-4</sub> ;

où chacun des radicaux R<sub>j</sub>, R<sub>k</sub>, R<sub>l</sub> et R<sub>m</sub> est indépendamment choisi parmi H et les groupements alkyle en C<sub>1-6</sub>, hydroxy, phényle, benzyle, phénéthyle et alkoxy en C<sub>1-6</sub> ;

30

chacun des groupements hydrocarbyle ou hétérocycliques ci-avant étant indépendamment et éventuellement substitué par entre 1 et 3 substituants choisis parmi les groupements alkyle en C<sub>1-3</sub>, halogéno, hydroxy, amino et alkoxy en C<sub>1-3</sub> ;

n est égal à 1 ;

35

à la condition qu'au moins l'un des radicaux R<sub>1</sub>, R<sub>2</sub>, R<sub>3</sub>, R<sub>4</sub>, R<sub>5</sub>, R<sub>6</sub> et R<sub>7</sub> soit différent de H ;

ou l'un des sels, esters ou amides pharmaceutiquement acceptables de celui-ci.

4. Composé selon la revendication 1, où R<sub>1</sub> représente H ou un groupement méthyle ou éthyle ;

40

l'un des radicaux R<sub>2</sub> et R<sub>3</sub> représente un groupement méthyle, et l'autre représente H, où R<sub>1</sub> représente H ;

R<sub>2</sub> représente dans tout autre cas H ;

X<sub>1</sub> représente CR<sub>3</sub> ; R<sub>3</sub> représente un atome H, F, Cl ou Br ;

X<sub>2</sub> représente NR<sub>e</sub> ;

45

R<sub>e</sub> représente H ou un groupement alkyle en C<sub>1-3</sub> ;

Z représente =O ;

chacun des radicaux R<sub>4</sub> et R<sub>6</sub> représente indépendamment H ou un groupement OH, alkyle en C<sub>1-4</sub>, alkoxy en C<sub>1-4</sub>, cyano ou amino ;

R<sub>5</sub> représente un atome H, F, Cl, Br ou un groupement COOH, OH, amino, cyano, alkoxy en C<sub>1-4</sub> ou alkyle en C<sub>1-4</sub> ; et

50

R<sub>7</sub> représente un atome H, F, Cl, Br ou un groupement alkyle en C<sub>1-4</sub>, alkoxy en C<sub>1-4</sub>, cyano ou amino ; à la condition que l'un des radicaux R<sub>5</sub> et R<sub>7</sub> ne représente pas H.

5. Composé selon la revendication 1, où

55

R<sub>1</sub> représente H ou un groupement méthyle ou éthyle ;

chacun des radicaux R<sub>2</sub> et R<sub>3</sub> représente indépendamment H ou un groupement méthyle ;

X<sub>1</sub> représente CR<sub>3</sub> ; R<sub>3</sub> représente un atome H, F ou Cl ;

X<sub>2</sub> représente NR<sub>e</sub> ;



## EP 1 373 204 B1

R<sub>e</sub> représente H ou un groupement alkyle en C<sub>1-6</sub> ;

Z représente =O ;

chacun des radicaux R<sub>4</sub> et R<sub>6</sub> représente H ;

R<sub>5</sub> représente H, F, Cl, Br ou un groupement méthyle, éthyle ou propyle ; et

R<sub>7</sub> représente un atome H, F, Cl, Br ou un groupement alkyle en C<sub>1-4</sub> ; à la condition qu'au moins l'un des radicaux R<sub>5</sub> et R<sub>7</sub> ne représente pas H.

6. Composé selon la revendication 1, où R<sub>1</sub> représente H ou un groupement méthyle ou éthyle.

7. Composé selon la revendication 6, où R<sub>1</sub> représente un groupement méthyle.

8. Composé selon la revendication 1, où R<sub>2</sub> représente H.

9. Composé selon la revendication 1, où R<sub>2</sub> représente un groupement méthyle.

10. Composé selon la revendication 1, où R<sub>3</sub> représente un atome H ou Cl.

11. Composé selon la revendication 10, où R<sub>3</sub> représente Cl.

12. Composé selon la revendication 1, où R<sub>5</sub> représente un atome F, Cl, Br ou un groupement méthyle, et R<sub>7</sub> représente un atome F, Cl ou Br.

13. Composé selon la revendication 1, où chacun des radicaux R<sub>5</sub> et R<sub>7</sub> est indépendamment choisi parmi les atomes H, F, Cl, Br et les groupements méthyle, à la condition qu'au moins l'un des radicaux R<sub>5</sub> et R<sub>7</sub> ne représente pas H.

14. Composé selon la revendication 1, où chacun des radicaux R<sub>4</sub> et R<sub>6</sub> représente indépendamment un atome H ou Cl ou un groupement méthyle.

15. Composé selon la revendication 1, où R<sub>3</sub> représente un atome H ou Cl ; R<sub>5</sub> représente un atome F, Cl, Br ou un groupement méthyle ; et R<sub>7</sub> représente un atome H, F, Cl ou Br.

16. Composé selon la revendication 15, où chacun des radicaux R<sub>4</sub> et R<sub>6</sub> représente indépendamment un atome H ou Cl ou un groupement méthyle.

17. Composé selon la revendication 1 choisi parmi les suivants : (5-Chloro-1H-indol-2-yl)-(4-méthyl-pipérazin-1-yl)-méthanone ; (5-Fluoro-1H-indol-2-yl)-(4-méthyl-pipérazin-1-yl)-méthanone ; (5-Bromo-1H-indol-2-yl)-(4-méthyl-pipérazin-1-yl)-méthanone ; (5-Méthyl-1H-indol-2-yl)-(4-méthyl-pipérazin-1-yl)-méthanone ; (5,7-Difluoro-1H-indol-2-yl)-(4-méthyl-pipérazin-1-yl)-méthanone ; (7-Chloro-1H-indol-2-yl)-(4-méthyl-pipérazin-1-yl)-méthanone ; (5,7-Dichloro-1H-indol-2-yl)-(4-méthyl-pipérazin-1-yl)-méthanone ; et (3,5-Dichloro-1H-indol-2-yl)-(4-méthyl-pipérazin-1-yl)-méthanone.

18. Composé selon la revendication 1 choisi parmi les suivants : (6-Chloro-1H-indol-2-yl)-(4-méthyl-pipérazin-1-yl)-méthanone ; (1H-Indol-2-yl)-(3-méthyl-pipérazin-1-yl)-méthanone ; et (7-Bromo-1H-indol-2-yl)-(4-méthyl-pipérazin-1-yl)-méthanone.

19. Composé selon la revendication 17 choisi parmi les suivants : (5-Chloro-1H-indol-2-yl)-(4-méthyl-pipérazin-1-yl)-méthanone ; (5-Bromo-1H-indol-2-yl)-(4-méthyl-pipérazin-1-yl)-méthanone ; (5-Méthyl-1H-indol-2-yl)-(4-méthyl-pipérazin-1-yl)-méthanone ; (5,7-Difluoro-1H-indol-2-yl)-(4-méthyl-pipérazin-1-yl)-méthanone ; et (5,7-Dichloro-1H-indol-2-yl)-(4-méthyl-pipérazin-1-yl)-méthanone.

20. Composé selon la revendication 1, choisi parmi les suivants : (4-Méthyl-pipérazin-1-yl)-(5-trifluorométhyl-1H-indol-2-yl)-méthanone ; (7-Amino-5-méthyl-1H-indol-2-yl)-(4-méthyl-pipérazin-1-yl)-méthanone ; (5-Amino-7-méthyl-1H-indol-2-yl)-(4-méthyl-pipérazin-1-yl)-méthanone ; (7-Amino-5-bromo-1H-indol-2-yl)-(4-méthyl-pipérazin-1-yl)-méthanone ; (5-Amino-7-bromo-1H-indol-2-yl)-(4-méthyl-pipérazin-1-yl)-méthanone ; (5-Fluoro-7-méthyl-1H-indol-2-yl)-(4-méthyl-pipérazin-1-yl)-méthanone ; (7-Fluoro-5-méthyl-1H-indol-2-yl)-(4-méthyl-pipérazin-1-yl)-méthanone ; (6-Bromo-5-hydroxy-1H-indol-2-yl)-(4-méthyl-pipérazin-1-yl)-méthanone ; (5-Bromo-6-hydroxy-1H-indol-2-yl)-(4-méthyl-pipérazin-1-yl)-méthanone ; (6-Bromo-7-hydroxy-1H-indol-2-yl)-(4-méthyl-pipérazin-1-yl)-méthanone ; (4-Bromo-7-hydroxy-1H-indol-2-yl)-(4-méthyl-pipérazin-1-yl)-méthanone ; (6-Bromo-7-méthyl-1H-

indol-2-yl)-(4-méthyl-pipérazin-1-yl)-méthanone ; et (4-Bromo-7-méthyl-1H-indol-2-yl)-(4-méthyl-pipérazin-1-yl)-méthanone.

21. Composé selon la revendication 1, choisi parmi les suivants : (5,7-Dichloro-1H-indol-2-yl)-pipérazin-1-yl-méthanone ; (5,7-Difluoro-1H-indol-2-yl)-pipérazin-1-yl-méthanone ; (5,7-Difluoro-1H-indol-2-yl)-(3-méthyl-pipérazin-1-yl)-méthanone ; (5,6-Difluoro-1H-indol-2-yl)-(4-méthyl-pipérazin-1-yl)-méthanone ; et (4,6-Difluoro-1H-indol-2-yl)-(4-méthyl-pipérazin-1-yl)-méthanone.

22. Composé selon la revendication 1, choisi parmi les suivants :

1-(5-Chloro-1H-indole-2-carbonyl)-4-méthyl-pipérazine-2-carboxylate de méthyle ; 4-(5-Chloro-1H-indole-2-carbonyl)-1-méthyl-pipérazine-2-carboxylate de méthyle ; Amide de l'acide 4-(5-chloro-1H-indole-2-carbonyl)-1-méthyl-pipérazine-2-carboxylique ; Amide de l'acide 1-(5-chloro-1H-indole-2-carbonyl)-4-méthyl-pipérazine-2-carboxylique ; Méthylamide de l'acide 4-(5-chloro-1H-indole-2-carbonyl)-1-méthyl-pipérazine-2-carboxylique ; Méthylamide de l'acide 1-(5-chloro-1H-indole-2-carbonyl)-4-méthyl-pipérazine-2-carboxylique ; Diméthylamide de l'acide 4-(5-chloro-1H-indole-2-carbonyl)-1-méthyl-pipérazine-2-carboxylique ; Diméthylamide de l'acide 1-(5-chloro-1H-indole-2-carbonyl)-4-méthyl-pipérazine-2-carboxylique ; (5-Chloro-1H-indol-2-yl)-(3-hydroxyméthyl-4-méthyl-pipérazin-1-yl)-méthanone ; (5-Chloro-1H-indol-2-yl)-(3-méthoxyméthyl-4-méthyl-pipérazin-1-yl)-méthanone ; (5-Chloro-1H-indol-2-yl)-(2-méthoxyméthyl-4-méthyl-pipérazin-1-yl)-méthanone ; (5-Chloro-1H-indol-2-yl)-(4-méthyl-3-méthylaminométhyl-pipérazin-1-yl)-méthanone ; (5-Chloro-1H-indol-2-yl)-(4-méthyl-2-méthylaminométhyl-pipérazin-1-yl)-méthanone ; (5-Chloro-1H-indol-2-yl)-(3-diméthylaminométhyl-4-méthyl-pipérazin-1-yl)-méthanone ; et (5-Chloro-1H-indol-2-yl)-(2-diméthylaminométhyl-4-méthyl-pipérazin-1-yl)-méthanone.

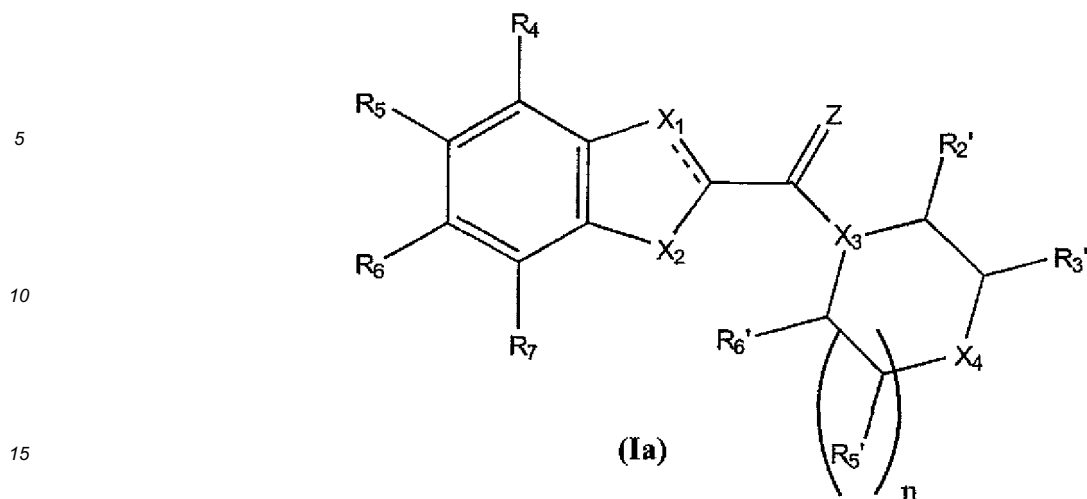
23. Composition pharmaceutique comprenant un composé selon la revendication 1 et un vecteur pharmaceutiquement acceptable.

24. Composition pharmaceutique comprenant un composé selon la revendication 2 et un vecteur pharmaceutiquement acceptable.

25. Composition pharmaceutique comprenant un composé selon la revendication 3 et un vecteur pharmaceutiquement acceptable.

26. Composition pharmaceutique selon la revendication 23, comprenant un composé choisi parmi les suivants : (5-Chloro-1H-indol-2-yl)-(4-méthyl-pipérazin-1-yl)-méthanone ; (5-Fluoro-1H-indol-2-yl)-(4-méthyl-pipérazin-1-yl)-méthanone ; (5-Bromo-1H-indol-2-yl)-(4-méthyl-pipérazin-1-yl)-méthanone ; (5-Méthyl-1H-indol-2-yl)-(4-méthyl-pipérazin-1-yl)-méthanone ; (5,7-Difluoro-1H-indol-2-yl)-(4-méthyl-pipérazin-1-yl)-méthanone ; (7-Chloro-1H-indol-2-yl)-(4-méthyl-pipérazin-1-yl)-méthanone ; (5,7-Dichloro-1H-indol-2-yl)-(4-méthyl-pipérazin-1-yl)-méthanone ; (3,5-Dichloro-1H-indol-2-yl)-(4-méthyl-pipérazin-1-yl)-méthanone ; (6-Chloro-1H-indol-2-yl)-(4-méthyl-pipérazin-1-yl)-méthanone ; (1H-Indol-2-yl)-(3-méthyl-pipérazin-1-yl)-méthanone ; et (7-Bromo-1H-indol-2-yl)-(4-méthyl-pipérazin-1-yl)-méthanone.

27. Composé de formule (Ia) :



où  $R_1$  représente  $R_a$ ,  $R_aR_b^-$ ,  $R_a-O-R_b^-$ , ou  $(R_c)$   $(R_d)N-R_b^-$ , où  $R_a$  représente H ou un groupement cyano,  $-(C=O)N(R_c)(R_d)$ ,  $-C(=NH)(NH_2)$ , alkyle en  $C_{1-10}$ , alcényle en  $C_{3-8}$ , cycloalkyle en  $C_{3-8}$ , radical hétérocyclique en  $C_{2-5}$ , ou phényle ; où  $R_b$  représente un groupement alkylène en  $C_{1-8}$ , alcénylène en  $C_{2-8}$ , cycloalkylène en  $C_{3-8}$ , radical hétérocyclique divalent en  $C_{3-8}$ , ou phénylène et chacun des radicaux  $R_c$  et  $R_d$  représente indépendamment H ou un groupement alkyle en  $C_{1-8}$ , alcényle en  $C_{2-8}$ , cycloalkyle en  $C_{3-8}$  ou phényle ;

$R_2'$  représente H ou un groupement méthyle, éthyle,  $NR_pR_q$ ,  $-(CO)NR_pR_q$ ,  $-(CO)OR_r$ ,  $-CH_2NR_pR_q$  ou  $CH_2OR_r$  ; où chacun des radicaux  $R_p$ ,  $R_q$  et  $R_r$  est indépendamment choisi parmi les groupements alkyle en  $C_{1-6}$ , cycloalkyle en  $C_{3-6}$ , phényle ; (cycloalkyle en  $C_{3-6}$ ) (alkylène en  $C_{1-2}$ ), benzyle ou phénéthyle ; ou  $R_p$  et  $R_q$  forment ensemble et avec l'atome d'azote auquel ils sont liés un cycle hétérocyclique comportant 4 à 7 chaînons ainsi que 0 ou 1 hétéroatome supplémentaire choisi parmi O, S et N ;

$R_3'$  représente H ou un groupement méthyle, éthyle,  $NR_sR_t$ ,  $-(CO)NR_sR_t$ ,  $-(CO)OR_u$ ,  $-CH_2NR_sR_t$  ou  $CH_2OR_u$  ; où chacun des radicaux  $R_s$ ,  $R_t$  et  $R_u$  est indépendamment choisi parmi les groupements alkyle en  $C_{1-6}$ , cycloalkyle en  $C_{3-6}$ , phényle ; (cycloalkyle en  $C_{3-6}$ ) (alkylène en  $C_{1-2}$ ), benzyle ou phénéthyle ; ou  $R_s$  et  $R_t$  forment ensemble et avec l'atome d'azote auquel ils sont liés un cycle hétérocyclique comportant 4 à 7 chaînons ainsi que 0 ou 1 hétéroatome supplémentaire choisi parmi O, S et N ;

$R_5'$  représente H ou un groupement méthyle ou éthyle ;

$R_6'$  représente H ou un groupement méthyle ou éthyle ;

$R_7$  représente H ou un groupement méthyle ou éthyle ;

$X_4$  représente  $NR_1$  ou S ;

$X_1$  représente un groupement  $CR_3$  ;

$R_3$  représente un atome F, Cl, Br ou un groupement CHO,  $R_f$ ,  $R_fR_g^-$ ,  $R_f-O-R_g^-$ , ou  $(R_h)(R_i)N-R_g^-$ , où  $R_f$  représente H ou un groupement alkyle en  $C_{1-6}$ , alcényle en  $C_{2-6}$ , cycloalkyle en  $C_{3-6}$ , radical hétérocyclique en  $C_{2-5}$ , ou phényle ; où  $R_g$  représente un groupement alkylène en  $C_{1-6}$ , alcénylène en  $C_{2-6}$ , cycloalkylène en  $C_{3-6}$ , radical hétérocyclique divalent en  $C_{3-6}$  ou phénylène ; et chacun des radicaux  $R_h$  et  $R_i$  représente H ou un groupement alkyle en  $C_{1-6}$ , alcényle en  $C_{2-6}$ , cycloalkyle en  $C_{3-6}$  ou phényle ;

$X_2$  représente  $NR_e$  ou O ;

$R_e$  représente H ou un groupement alkyle en  $C_{1-6}$  ;

$X_3$  représente N ;

Z représente =O ou =S ;

chacun des radicaux  $R_4$  et  $R_6$  représente indépendamment un atome H, F, Cl, Br, I ou un groupement COOH, OH, nitro, amino, cyano, alkoxy en  $C_{1-4}$  ou alkyle en  $C_{1-4}$  ;

$R_5$  représente un atome H, F, Cl, Br, I ou un groupement  $(C=O)R_j$ , OH, nitro,  $NR_jR_k$ , cyano, phényle,  $-OCH_2-Ph$ , alkoxy en  $C_{1-4}$  ou alkyle en  $C_{1-4}$  ;

$R_7$  représente un atome H, F, Cl, Br, I ou un groupement  $(C=O)R_m$ , OH, nitro,  $NR_1R_m$ , cyano, phényle,  $-OCH_2-Ph$ , alkoxy en  $C_{1-4}$  ou alkyle en  $C_{1-4}$  ;

où chacun des radicaux  $R_j$ ,  $R_k$ ,  $R_l$  et  $R_m$  est indépendamment choisi parmi H et les groupements alkyle en  $C_{1-6}$ , hydroxy, phényle, benzyle, phénéthyle et alkoxy en  $C_{1-6}$  ;

chacun des groupements hydrocarbyle ( $\gamma$  compris alkyle, alkoxy, phényle, benzyle, cycloalkyle, etc.) ou hétérocycliques ci-avant étant indépendamment et éventuellement substitué par entre 1 et 3 substituants choisis parmi les groupements alkyle en  $C_{1-3}$ , halogéno, hydroxy, amino et alkoxy en  $C_{1-3}$  ;

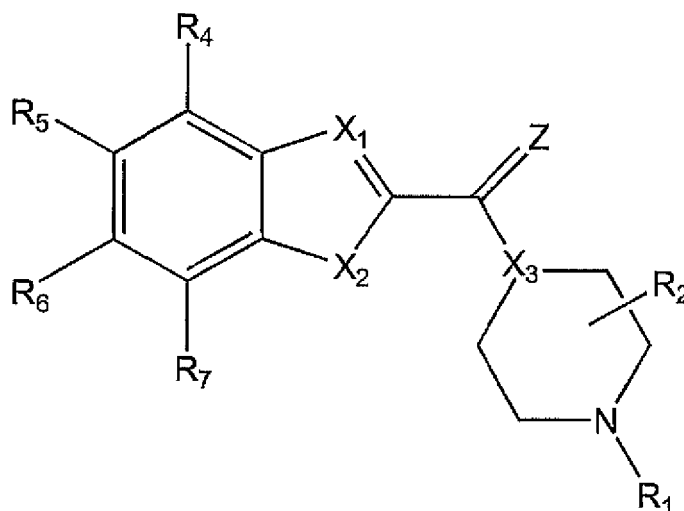
où n est égal à 0, 1 ou 2 ; lorsque n est égal à 2, l'entité  $-(CHR_5)_{n=2}-$  représente  $-(CHR_5-CHR_7)-$  où  $CHR_5$  est

entre  $\text{CHR}_6$  et  $\text{CHR}_7$  ;

à la condition qu'au moins l'un des radicaux  $\text{R}_1$ ,  $\text{R}_2$ ,  $\text{R}_3$ ,  $\text{R}_4$ ,  $\text{R}_5$ ,  $\text{R}_6$  et  $\text{R}_7$  soit différent de H lorsque Z représente 0 ;  
 et à la condition que, lorsque Z représente 0,  $n = 1$ , et chacun des radicaux  $\text{R}_4$ ,  $\text{R}_5$ ,  $\text{R}_6$ ,  $\text{R}_7$ ,  $\text{R}_2$ ,  $\text{R}_3$ ,  $\text{R}_5$  et  $\text{R}_6$  représente H, (a) lorsque  $\text{X}_2$  représente NH, alors  $\text{R}_1$  représente (i) un groupement autre que méthyle, pyridyle, phényle ou benzyle, et (b) lorsque  $\text{X}_2$  représente O, alors  $\text{R}_1$  ne représente pas un groupement méthyle ;  
 et à la condition que lorsque Z représente 0,  $\text{X}_2$  représente NH,  $n = 1$ ,  $\text{R}_1$  représente un groupement méthyle, chacun des radicaux  $\text{R}_4$ ,  $\text{R}_6$ ,  $\text{R}_7$ ,  $\text{R}_2$ ,  $\text{R}_3$ ,  $\text{R}_5$ , et  $\text{R}_6$  représente H, alors  $\text{R}_5$  ne représente pas un groupement méthoxy,

ou l'un des sels, esters ou amides pharmaceutiquement acceptables de celui-ci, pour utilisation dans le traitement prophylactique ou thérapeutique d'une maladie ou d'un état pathologique faisant intervenir  $\text{H}_4$ .

28. Composé pour utilisation selon la revendication 27, comprenant un composé de formule :



où  $\text{R}_1$  représente  $\text{R}_a$ ,  $\text{R}_a\text{R}_b$ ,  $\text{R}_a\text{-O-R}_b$ , ou  $(\text{R}_c) (\text{R}_d)\text{N-R}_b$ , où  $\text{R}_a$  représente H ou un groupement alkyle en  $\text{C}_{1-10}$ , alcényle en  $\text{C}_{3-8}$ , cycloalkyle en  $\text{C}_{3-8}$ , radical hétérocyclique en  $\text{C}_{2-5}$ , ou phényle ; où  $\text{R}_b$  représente un groupement alkylène en  $\text{C}_{1-8}$ , alcénylène en  $\text{C}_{3-8}$ , cycloalkylène en  $\text{C}_{3-8}$ , radical hétérocyclique divalent en  $\text{C}_{3-8}$ , ou phénylène ; et chacun des radicaux  $\text{R}_c$  et  $\text{R}_d$  représente indépendamment H ou un groupement alkyle en  $\text{C}_{1-8}$ , alcényle en  $\text{C}_{2-8}$ , cycloalkyle en  $\text{C}_{3-8}$  ou phényle ;  $\text{R}_2$  est en ortho ou en méta, et représente H ou un groupement méthyle ;

$\text{X}_1$  représente un groupement  $\text{CR}_3$  ;

$\text{R}_3$  représente un atome F, Cl, Br ou un groupement  $\text{R}_f$ ,  $\text{R}_f\text{R}_g$ ,  $\text{R}_f\text{-O-R}_g$ , ou  $(\text{R}_h)(\text{R}_i)\text{N-R}_g$ , où  $\text{R}_f$  représente H ou un groupement alkyle en  $\text{C}_{1-6}$ , alcényle en  $\text{C}_{2-6}$ , cycloalkyle en  $\text{C}_{3-6}$ , radical hétérocyclique en  $\text{C}_{2-5}$ , ou phényle ; où  $\text{R}_g$  représente un groupement alkylène en  $\text{C}_{1-6}$ , alcénylène en  $\text{C}_{2-6}$ , cycloalkylène en  $\text{C}_{3-6}$ , radical hétérocyclique divalent en  $\text{C}_{3-6}$  ou phénylène ; et chacun des radicaux  $\text{R}_h$  et  $\text{R}_i$  représente H ou un groupement alkyle en  $\text{C}_{1-6}$ , alcényle en  $\text{C}_{2-6}$ , cycloalkyle en  $\text{C}_{3-6}$  ou phényle ;

$\text{X}_2$  représente  $\text{NR}_e$  ou O ;  $\text{R}_e$  représente H ou un groupement alkyle en  $\text{C}_{1-6}$  ;

$\text{X}_3$  représente N ;

Z représente =O ou =S ;

chacun des radicaux  $\text{R}_4$  et  $\text{R}_6$  représente indépendamment un atome H, F, Cl, Br, I ou un groupement COOH, OH, nitro, amino, cyano, alkoxy en  $\text{C}_{1-4}$  ou alkyle en  $\text{C}_{1-4}$  ;  $\text{R}_5$  représente un atome H, F, Cl, Br, I ou un groupement  $(\text{C}=\text{O})\text{R}_j$ , OH, nitro,  $\text{NR}_j\text{R}_k$ , cyano,  $-\text{OCH}_2\text{-Ph}$ , alkoxy en  $\text{C}_{1-4}$  ou alkyle en  $\text{C}_{1-4}$  ;

$\text{R}_7$  représente un atome H, F, Cl, Br, I ou un groupement  $(\text{C}=\text{O})\text{R}_m$ , OH, nitro,  $\text{NR}_j\text{R}_m$ , cyano, alkoxy en  $\text{C}_{1-4}$  ou alkyle en  $\text{C}_{1-4}$  ;

où chacun des radicaux  $\text{R}_j$ ,  $\text{R}_k$ ,  $\text{R}_l$  et  $\text{R}_m$  est indépendamment choisi parmi H et les groupements alkyle en  $\text{C}_{1-6}$ , hydroxy, phényle, benzyle, phénéthyle et alkoxy en  $\text{C}_{1-6}$  ;

chacun des groupements hydrocarbyle ou hétérocycliques ci-avant étant indépendamment et éventuellement substitué par entre 1 et 3 substituants choisis parmi les groupements alkyle en  $\text{C}_{1-3}$ , halogéno, hydroxy, amino et alkoxy en  $\text{C}_{1-3}$  ;

## EP 1 373 204 B1

à la condition qu'au moins l'un des radicaux  $R_1$ ,  $R_2$ ,  $R_3$ ,  $R_4$ ,  $R_5$ ,  $R_6$  et  $R_7$  soit différent de H lorsque Z représente O ;  
ou l'un des sels, esters ou amides pharmaceutiquement acceptables de celui-ci.

29. Composé pour utilisation selon la revendication 27, où  $R_1$  représente  $R_a$ ,  $R_aR_b$ ,  $R_a-O-R_b$ , ou  $(R_c)(R_d)N-R_b$ , où  $R_a$  représente H ou un groupement alkyle en  $C_{1-10}$ , alcényle en  $C_{2-5}$ , cycloalkyle en  $C_{3-8}$ , radical hétérocyclique en  $C_{2-5}$ , ou phényle ; où  $R_b$  représente un groupement alkylène en  $C_{1-6}$  ou alcénylène en  $C_{2-8}$  ; et chacun des radicaux  $R_c$  et  $R_d$  représente indépendamment H ou un groupement alkyle en  $C_{1-8}$ , alcényle en  $C_{2-8}$ , cycloalkyle en  $C_{3-8}$  ou phényle ;

$R_2$  représente H ou un groupement méthyle ;

$R_3$  représente H ou un groupement méthyle ;

$R_5$  représente H ou un groupement méthyle ;

$R_6$  représente H ou un groupement méthyle ;

$R_7$  représente H ou un groupement méthyle ;

$X_1$  représente un groupement  $CR_3$  ;

$R_3$  représente un atome F, Cl, Br ou un groupement méthyle, éthyle ou propyle ;

$X_2$  représente  $NR_e$  ou 0 ;

$R_e$  représente H ou un groupement alkyle en  $C_{1-6}$  ;

$X_3$  représente N ;

Z représente =O ou =S ;

chacun des radicaux  $R_4$  et  $R_6$  représente indépendamment un atome H, F, Cl, Br, I ou un groupement COOH, OH, nitro, amino, cyano, alkoxy en  $C_{1-3}$  ou alkyle en  $C_{1-3}$  ;

$R_5$  représente un atome H, F, Cl, Br, I ou un groupement  $(C=O)R_j$ , OH, nitro,  $NR_jR_k$ , cyano,  $-OCH_2-Ph$ , alkoxy en  $C_{1-4}$  ou alkyle en  $C_{1-4}$  ;

$R_7$  représente un atome H, F, Cl, Br, I ou un groupement  $(C=O)R_m$ , OH, nitro,  $NR_mR_n$ , cyano, alkoxy en  $C_{1-4}$  ou alkyle en  $C_{1-4}$  ;

où chacun des radicaux  $R_j$ ,  $R_k$ ,  $R_l$  et  $R_m$  est indépendamment choisi parmi H et les groupements alkyle en  $C_{1-6}$ , hydroxy, phényle, benzyle, phénéthyle et alkoxy en  $C_{1-6}$  ;

chacun des groupements hydrocarbyle ou hétérocycliques ci-avant étant indépendamment et éventuellement substitué par entre 1 et 3 substituants choisis parmi les groupements alkyle en  $C_{1-3}$ , halogéno, hydroxy, amino et alkoxy en  $C_{1-3}$  ;

n est égal à 1 ;

à la condition qu'au moins l'un des radicaux  $R_1$ ,  $R_2$ ,  $R_3$ ,  $R_4$ ,  $R_5$ ,  $R_6$  et  $R_7$  soit différent de H lorsque Z représente O ;  
ou l'un des sels, esters ou amides pharmaceutiquement acceptables de celui-ci.

30. Utilisation d'un composé de formule (Ia), comme défini dans la revendication 27, dans un procédé de fabrication d'un médicament destiné au traitement d'un état pathologique faisant intervenir  $H_4$  chez un patient, où ledit état pathologique faisant intervenir  $H_4$  est choisi parmi les suivants : troubles inflammatoires, asthme, psoriasis, polyarthrite rhumatoïde, rectocolite hémorragique, maladie de Crohn, maladie inflammatoire chronique de l'intestin, sclérose en plaques, troubles allergiques, maladie auto-immune, troubles lymphatiques et troubles d'immunodéficience.

31. Utilisation d'une quantité pharmaceutiquement active inhibant  $H_4$  d'un composé de formule (Ia), comme défini dans la revendication 27, dans un procédé de fabrication d'un médicament destiné au traitement d'un état pathologique faisant intervenir  $H_4$  chez un patient, où ledit état pathologique faisant intervenir  $H_4$  est choisi parmi les suivants : troubles inflammatoires, asthme, psoriasis, polyarthrite rhumatoïde, rectocolite hémorragique, maladie de Crohn, maladie inflammatoire chronique de l'intestin, sclérose en plaques, troubles allergiques, maladie auto-immune, troubles lymphatiques et troubles d'immunodéficience.

32. Utilisation selon la revendication 31, où ledit composé est un composé selon la revendication 28.

33. Utilisation selon la revendication 31, où ledit composé est un composé selon la revendication 29.

34. Utilisation selon la revendication 31, où ledit composé est choisi parmi les suivants : (5-Chloro-1H-indol-2-yl)-(4-méthyl-pipérazin-1-yl)-méthanone ; (5-Fluoro-1H-indol-2-yl)-(4-méthyl-pipérazin-1-yl)-méthanone ; (5-Bromo-1H-indol-2-yl)-(4-méthyl-pipérazin-1-yl)-méthanone ; (5-Méthyl-1H-indol-2-yl)-(4-méthyl-pipérazin-1-yl)-méthanone ; (5,7-Difluoro-1H-indol-2-yl)-(4-méthyl-pipérazin-1-yl)-méthanone ; (7-Chloro-1H-indol-2-yl)-(4-méthyl-pipérazin-1-

## EP 1 373 204 B1

yl)-méthanone ; (5,7-Dichloro-1H-indol-2-yl)-(4-méthyl-pipérazin-1-yl)-méthanone ; (3,5-Dichloro-1H-indol-2-yl)-(4-méthyl-pipérazin-1-yl)-méthanone ; (6-Chloro-1H-indol-2-yl)-(4-méthyl-pipérazin-1-yl)-méthanone ; (1H-indol-2-yl)-(3-méthyl-pipérazin-1-yl)-méthanone ; (7-Bromo-1H-indol-2-yl)-(4-méthyl-pipérazin-1-yl)-méthanone ; (5-Bromobenzofuran-2-yl)-(4-méthyl-pipérazin-1-yl)-méthanone ; et (1H-indol-2-yl)-(4-méthyl-pipérazin-1-yl)-méthané-  
thione.

5

**35.** Utilisation selon la revendication 31, où ledit état pathologique faisant intervenir  $H_4$  est un trouble inflammatoire ou un trouble allergique.

10

**36.** Utilisation selon la revendication 31, où ledit trouble inflammatoire est un état pathologique faisant intervenir l'inflammation choisi parmi les suivants : inflammation aiguë, inflammation allergique et inflammation chronique.

**37.** Utilisation d'un composé de formule (Ia), comme défini dans la revendication 27, dans un procédé de fabrication d'un médicament destiné au traitement de l'asthme chez un patient.

15

**38.** Utilisation d'un composé de formule (Ia), comme défini dans la revendication 27, dans un procédé de fabrication d'un médicament destiné au traitement d'un trouble allergique chez un patient.

**39.** Utilisation selon la revendication 37 ou à la revendication 38, où le composé de formule (Ia) est choisi parmi les suivants : (5-Chloro-1H-indol-2-yl)-(4-méthyl-pipérazin-1-yl)-méthanone ; (5-Fluoro-1H-indol-2-yl)-(4-méthyl-pipérazin-1-yl)-méthanone ; (5-Bromo-1H-indol-2-yl)-(4-méthyl-pipérazin-1-yl)-méthanone ; (5-Méthyl-1H-indol-2-yl)-(4-méthyl-pipérazin-1-yl)-méthanone ; (5,7-Difluoro-1H-indol-2-yl)-(4-méthyl-pipérazin-1-yl)-méthanone ; (7-Chloro-1H-indol-2-yl)-(4-méthyl-pipérazin-1-yl)-méthanone ; (5,7-Dichloro-1H-indol-2-yl)-(4-méthyl-pipérazin-1-yl)-méthanone ; et (3,5-Dichloro-1H-indol-yl)-(4-méthyl-pipérazin-1-yl)-méthanone.

20

**40.** Utilisation selon la revendication 37 ou à la revendication 38, où le composé de formule (Ia) est choisi parmi les suivants : (6-Chloro-1H-indol-2-yl)-(4-méthyl-pipérazin-1-yl)-méthanone ; (1H-Indol-2-yl)-(3-méthylpipérazin-1-yl)-méthanone ; (7-Bromo-1H-indol-2-yl)-(4-méthyl-pipérazin-1-yl)-méthanone ; (5-Bromo-benzofuran-2-yl)-(4-méthyl-pipérazin-1-yl)-méthanone ; et (1H-indol-2-yl)-(4-méthyl-pipérazin-1-yl)-méthané-  
thione.

25

30

35

40

45

50

55

## REFERENCES CITED IN THE DESCRIPTION

*This list of references cited by the applicant is for the reader's convenience only. It does not form part of the European patent document. Even though great care has been taken in compiling the references, errors or omissions cannot be excluded and the EPO disclaims all liability in this regard.*

## Non-patent literature cited in the description

- **BARGER et al.** *J. Physiology*, 1910, vol. 41, 19-59 [0002]
- **ASH et al.** *Br. J. Pharmacology*, 1966, vol. 27, 427-439 [0002]
- **BLACK et al.** *Nature*, 1972, vol. 236, 385-390 [0002]
- **ARRANG et al.** *Nature*, 1983, vol. 302, 832-837 [0002]
- **HILL et al.** *Pharmacol. Rev.*, 1997, vol. 49, 253-278 [0002]
- **GANTZ et al.** *Proc. Natl. Acad. Sci. U. S. A.*, 1991, vol. 88, 429-433 [0002]
- **LOVENBERG et al.** *Mol. Pharmacol.*, 1999, vol. 55, 1101-1107 [0002]
- **YAMASHITA et al.** *Proc. Natl. Acad. Sci. U. S. A.*, 1991, vol. 88, 11515-11519 [0002]
- **RAIBLE et al.** *Am. J. Respir. Crit. Care Med.*, 1994, vol. 149, 1506-1511 [0002]
- **ODA et al.** *J. Biol. Chem.*, 2000, vol. 275 (47), 36781-36786 [0002]
- **LIU et al.** *Mol. Pharmacol.*, 2001, vol. 59, 420-426 [0002]
- **NGUYEN et al.** *Mol. Pharmacol.*, 2001, vol. 59, 427-433 [0002]
- **ZHU et al.** *Mol. Pharmacol.*, 2001, vol. 59 (3), 434-441 [0002]
- **MORSE et al.** *Pharmacol. Exp. Ther.*, 2001, vol. 296 (3), 1058-1066 [0002]
- **J. I. GALLIN ; R. SNYDERMAN.** *Inflammation: Basic Principles and Clinical Correlates.* Lippincott Williams & Wilkins, 1999 [0005]
- *Inflammation and Fever.* **V. STVRTINOVA ; J. JAKUBOVSKY ; I. HULIN.** *Pathophysiology Principles of Diseases.* Academic Press, 1995 [0005]
- **CECIL et al.** *Textbook Of Medicine.* W.B. Saunders Company, 1988 [0005]
- **BIGGE et al.** *Tetrahedron Lett.*, 1989, vol. 30, 5193-5196 [0048]
- **S.M. BERGE et al.** *Pharmaceutical Salts.* *J. Pharm. Sci.*, 1977, vol. 66, 1-19 [0063]
- *J. Am. Chem. Soc.*, 1949, vol. 71, 3541 [0202]