



US00D917841S

(12) **United States Design Patent**  
**Eldridge et al.**

(10) **Patent No.:** **US D917,841 S**

(45) **Date of Patent:** **\*\* May 4, 2021**

- (54) **SNAP ATTACHMENT FOR A CAP**
- (71) Applicant: **Snaps Ventures Inc.**, Jupiter, FL (US)
- (72) Inventors: **Matthew Ryan Eldridge**, Jupiter, FL (US); **Sydney Diane Bakich**, Jupiter, FL (US)
- (73) Assignee: **Snaps Ventures Inc.**, Jupiter, FL (US)
- (\*\*) Term: **15 Years**
- (21) Appl. No.: **29/703,199**
- (22) Filed: **Aug. 26, 2019**

**Related U.S. Application Data**

- (63) Continuation of application No. 35/001,578, filed on Sep. 22, 2018 (U.S. filing date under 35 U.S.C. 384), and having an international filing date of Sep. 22, 2018, now abandoned.
- (51) **LOC (13) Cl.** ..... **02-03**
- (52) **U.S. Cl.**  
USPC ..... **D2/891**
- (58) **Field of Classification Search**  
USPC ..... D2/865, 866, 867, 869, 870, 871, 872, D2/873, 874, 875, 876, 877, 878, 879, D2/880, 881, 882, 883, 884, 885, 886, D2/887, 888, 889, 890, 891, 892, 893, D2/894, 895, 639, 976; D6/315, 323, D6/325, 328; D8/38; D11/91, 200, 201, D11/204, 207, 214, 215, 222; D3/265; D19/65; D26/39; D29/110, 122, 129  
CPC ..... A42B 1/00; A42B 1/002; A42B 1/004; A42B 1/006; A42B 1/02; A42B 1/062; A42B 1/064; A42B 1/205; A42B 1/22; A42B 1/24; A42B 1/248; A42B 3/04; A42B

(Continued)

(56) **References Cited**

**U.S. PATENT DOCUMENTS**

- 1,053,974 A 2/1913 Cohen
- 1,236,654 A 8/1917 Baltzley
- 2,181,446 A 11/1939 Ames

(Continued)

**FOREIGN PATENT DOCUMENTS**

- DE 296 09 123 8/1996
- EM DM/093473 4/2017

(Continued)

**OTHER PUBLICATIONS**

U.S. Appl. No. 16/473,617, filed Jun. 25, 2019, Eldridge et al.

(Continued)

*Primary Examiner* — Jasmine Mlinarcik

(74) *Attorney, Agent, or Firm* — Wolf, Greenfield & Sacks, P.C.

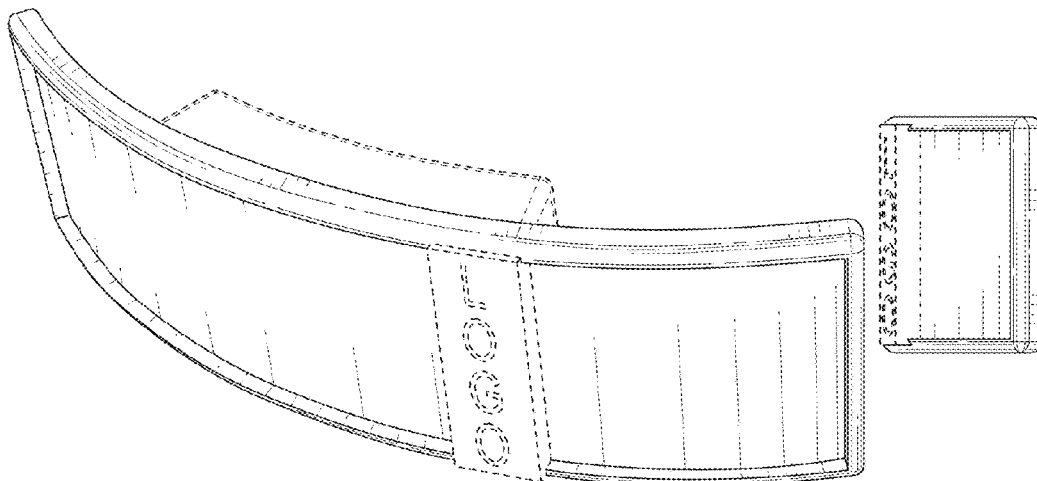
(57) **CLAIM**

The ornamental design for an attachment for a cap, as shown and described.

**DESCRIPTION**

FIG. 1 is a top, front, and right side perspective view of an attachment for a cap according to our new design; FIG. 2 is a front elevation view thereof; FIG. 3 is a rear elevation view thereof; FIG. 4 is a top plan view thereof; FIG. 5 is a bottom plan view thereof; FIG. 6 is a left side elevation view thereof; FIG. 7 is a right side elevation view thereof; and, FIG. 8 is a top, front, left side perspective view showing the attachment attached to a cap. The broken lines of the attachment for a cap in FIGS. 1-8 depict portions of the article that form no part of the claimed design. The cap shown in broken lines in FIG. 8 depicts environmental structure and forms no part of the claimed design.

**1 Claim, 8 Drawing Sheets**



(58) **Field of Classification Search**  
 CPC ..... 7/00; A44B 9/00; A44B 9/02; A44B 9/04;  
 A44B 9/06; A45F 5/06  
 See application file for complete search history.

(56) **References Cited**

U.S. PATENT DOCUMENTS

2,478,376 A \* 8/1949 De Swart ..... B42F 1/10  
 24/67.9  
 2,737,220 A 3/1956 Hoff  
 2,800,695 A \* 7/1957 Stegeman ..... A45C 11/04  
 24/3.8  
 D254,845 S 4/1980 Young  
 4,776,043 A 10/1988 Coleman  
 5,003,640 A 4/1991 Pizzacar  
 D326,932 S \* 6/1992 Millar ..... 128/201.15  
 5,165,190 A 11/1992 Smyth  
 D341,712 S 11/1993 Fulcher  
 D343,372 S 1/1994 Ferré  
 5,315,714 A 5/1994 Peters et al.  
 5,418,981 A 5/1995 Miner  
 5,428,844 A 7/1995 Dougherty  
 5,499,402 A 3/1996 Rose  
 5,519,892 A 5/1996 Pizzacar  
 5,533,213 A 7/1996 Reiner et al.  
 5,546,605 A 8/1996 Mallardi  
 D373,454 S 9/1996 Ramirez  
 D375,827 S 11/1996 Will  
 5,600,855 A 2/1997 Ramirez  
 5,632,047 A 5/1997 Van Den Heuvel  
 5,687,425 A 11/1997 Blosser  
 D407,537 S \* 4/1999 Simpson ..... D2/865  
 D412,937 S 8/1999 Franklin  
 5,997,662 A 12/1999 Norio  
 6,006,362 A 12/1999 Walsh  
 6,021,525 A 2/2000 Mertins  
 6,185,750 B1 2/2001 Dumas  
 6,279,168 B1 8/2001 Bean  
 6,484,322 B2 11/2002 Christian  
 D486,862 S 2/2004 Coe  
 6,729,058 B2 5/2004 Ferguson  
 D492,351 S \* 6/2004 Sato ..... D19/34  
 D497,858 S 11/2004 Fabian  
 6,871,486 B2 3/2005 Moehnke et al.  
 D574,614 S \* 8/2008 Sanders ..... D3/247  
 D579,194 S 10/2008 Caylor  
 D591,934 S 5/2009 Gore  
 D601,792 S 10/2009 Kennedy  
 D605,381 S 12/2009 Mastrantonio et al.  
 D613,638 S 4/2010 Jorst et al.  
 D627,146 S 11/2010 Kantor et al.  
 7,861,322 B2 \* 1/2011 Cho ..... A44B 11/008  
 2/183  
 D635,336 S 4/2011 Alger  
 D637,106 S 5/2011 Babyak

D638,964 S 5/2011 Cappuccio  
 D645,211 S 9/2011 Hill  
 D645,231 S 9/2011 Perry  
 D667,212 S 9/2012 Reilly  
 D677,193 S \* 3/2013 MacDonald ..... D11/78.1  
 D682,665 S 5/2013 Meyer  
 8,573,773 B1 11/2013 Acosta  
 D695,454 S 12/2013 Moore  
 D703,722 S \* 4/2014 Kim ..... D16/237  
 D724,479 S 3/2015 Cerrato  
 D724,487 S 3/2015 Dighton et al.  
 D729,502 S 5/2015 Aldridge  
 D737,564 S 9/2015 Hamilton et al.  
 9,198,483 B2 12/2015 Adams et al.  
 D757,402 S 5/2016 White  
 D757,403 S 5/2016 Skinner  
 D761,001 S 7/2016 Kouns et al.  
 D770,147 S \* 11/2016 Byrd ..... D2/891  
 D770,733 S 11/2016 Hwang  
 D771,914 S 11/2016 Cho  
 D774,283 S 12/2016 Rollins  
 D778,767 S 2/2017 Nicolas  
 D793,675 S 8/2017 Gates  
 D801,644 S 11/2017 Zenoff  
 D838,941 S 1/2019 Leatherman  
 D865,334 S 11/2019 Kang  
 D892,474 S \* 8/2020 Jackson ..... D2/895  
 2002/0042941 A1 4/2002 Grundy  
 2002/0108165 A1 8/2002 Porter et al.  
 2004/0064871 A1 4/2004 Schlapkohl  
 2005/0177925 A1 \* 8/2005 Peeples ..... A41D 23/00  
 2/321  
 2008/0104801 A1 5/2008 Yeh  
 2008/0109940 A1 5/2008 Van den Heuvel et al.  
 2013/0111650 A1 5/2013 Hong  
 2017/0027250 A1 2/2017 Paquette  
 2019/0142096 A1 5/2019 Skinner  
 2019/0313724 A1 10/2019 Jackson  
 2020/0146383 A1 \* 5/2020 Eldridge ..... G09F 3/16

FOREIGN PATENT DOCUMENTS

EM DM/099239 1/2018  
 JP D1606101 S 6/2018  
 WO WO 2018/217186 A1 11/2018

OTHER PUBLICATIONS

U.S. Appl. No. 35/001,372, filed May 21, 2017 Eldridge et al.  
 U.S. Appl. No. 29/733,335, filed Apr. 30, 2020, Eldridge et al.  
 U.S. Appl. No. 35/001,578, filed Sep. 22, 2018, Eldridge et al.  
 U.S. Appl. No. 29/733,328, filed Apr. 30, 2020, Eldridge et al.  
 U.S. Appl. No. 29/680,339, filed Feb. 14, 2019, Eldridge et al.  
 U.S. Appl. No. 29/680,373, filed Feb. 15, 2019, Eldridge et al.

\* cited by examiner

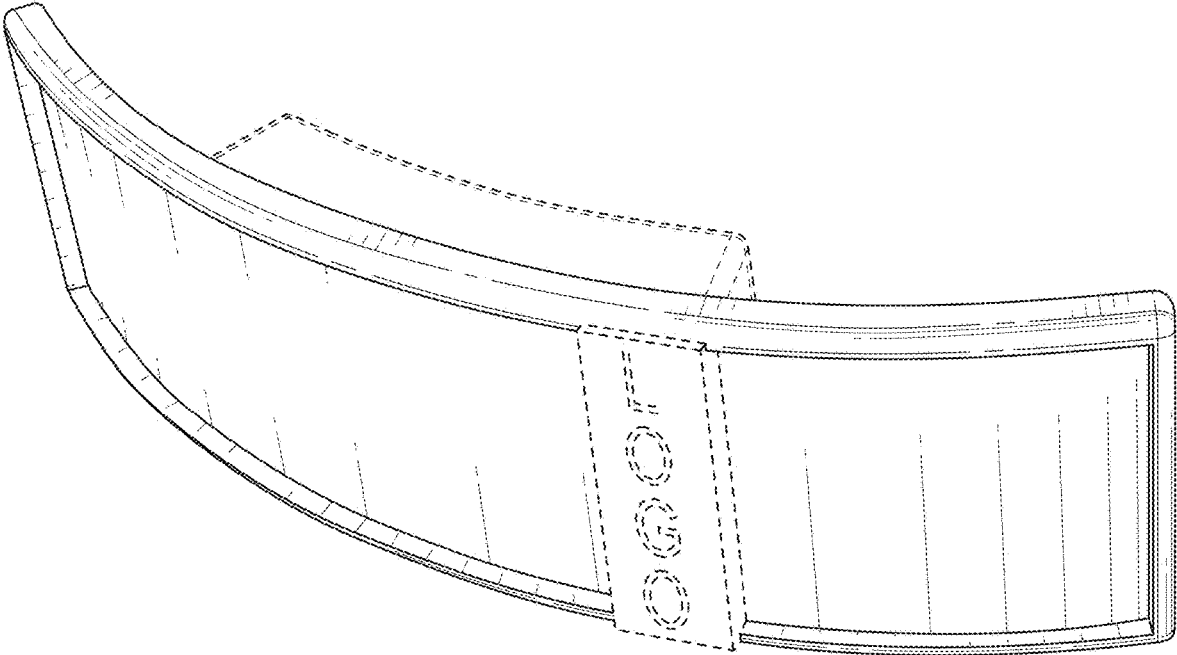


FIG. 1

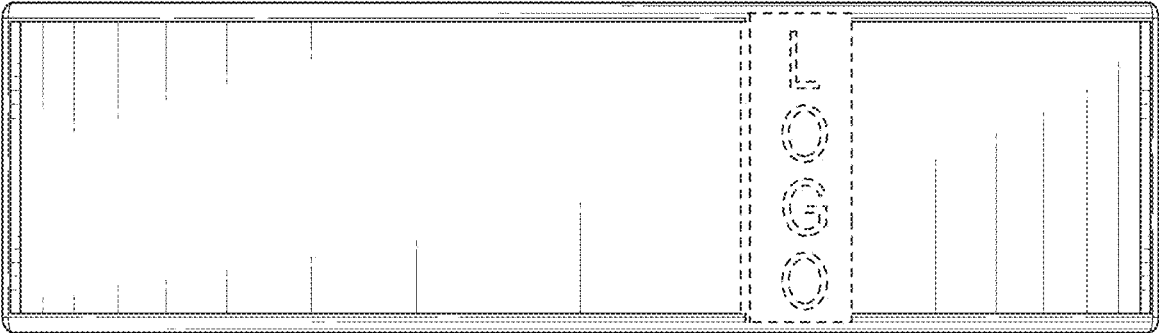


FIG. 2




FIG. 3

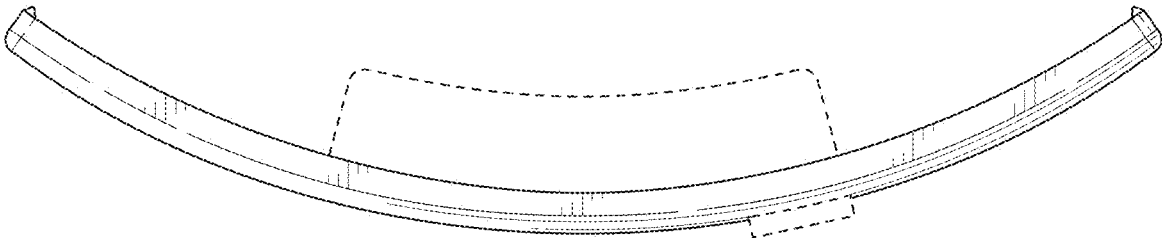


FIG. 4

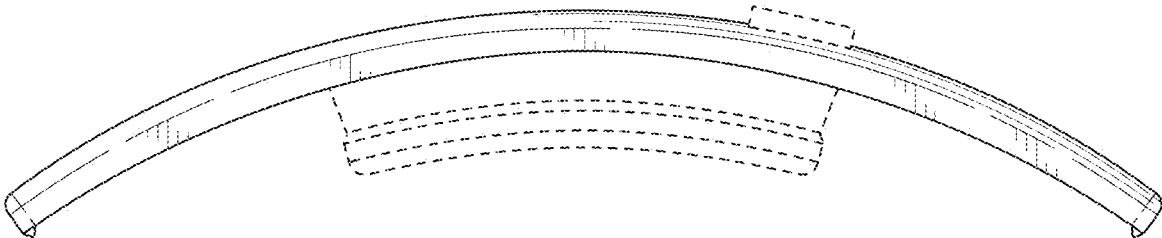


FIG. 5




FIG. 6






FIG. 7

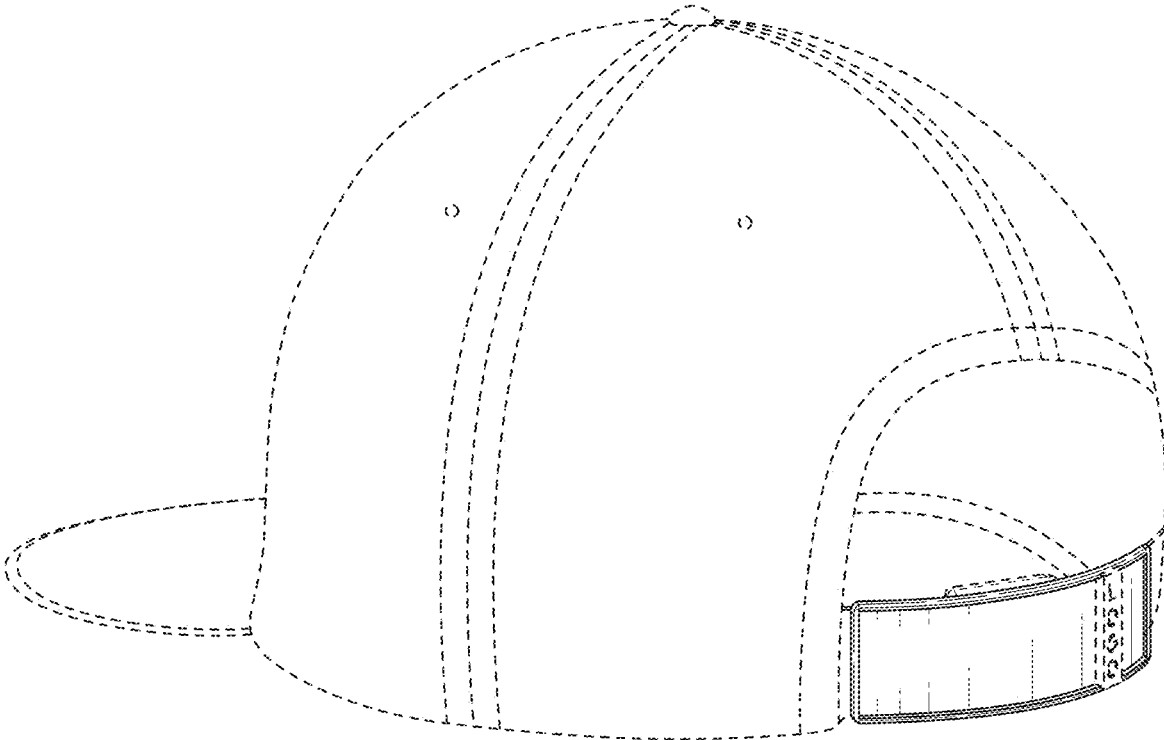


FIG. 8