
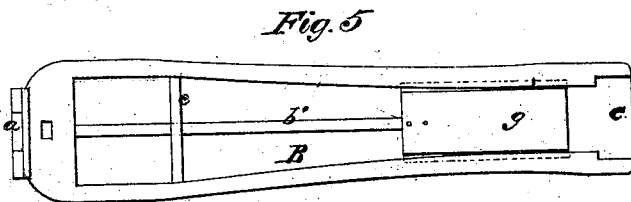
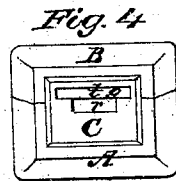
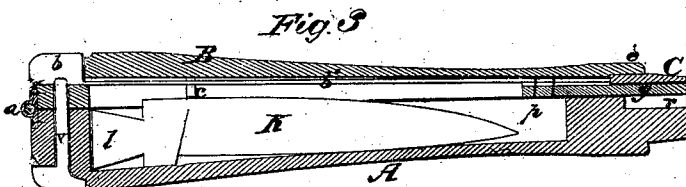
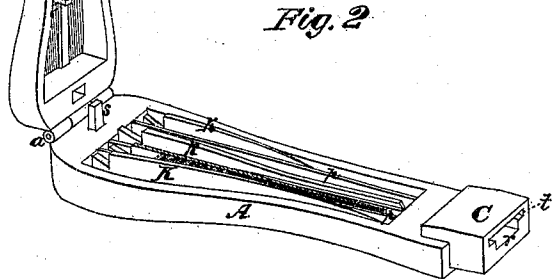
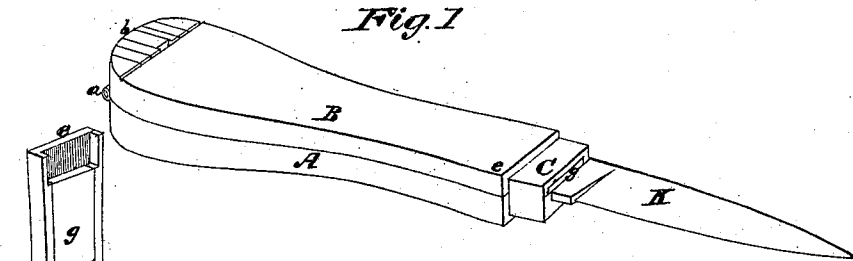


S. R. Hundley,

Pocket Knife.

No. 108,596.

Patented Oct. 25, 1870.



Witnesses.
J. H. Campbell
J. W. Campbell.

Inventor
Samuel R. Hundley
By Messrs. Seiwick & Lamm.

United States Patent Office.

DANIEL R. HUNDLEY, OF MOUNTAIN HOME, ALABAMA

Letters Patent No. 108,596, dated October 25, 1870.

IMPROVEMENT IN POCKET-CUTLERY.

The Schedule referred to in these Letters Patent and making part of the same.

To all whom it may concern:

Be it known that I, DANIEL R. HUNDLEY, of Mountain Home, in the county of Lawrence and State of Alabama, have invented a new and improved Pocket-Knife; and I do hereby declare that the following is a full, clear, and exact description thereof, reference being had to the accompanying drawing making part of this specification, in which—

Figure 1 is a perspective view of the improved pocket-knife with one of the blades secured in place for use.

Figure 2 is a perspective view of the same, showing the upper part of the handle raised, so as to expose to view the internal arrangement for the reception of the blades of the knife.

Figures 3, 4, 5, and 6 are views in detail, showing more particularly the construction of the knife-handle.

Similar letters of reference indicate corresponding parts in the several figures.

The object of my invention is to so construct the handle of a pocket-knife that, while it is provided with a number of blades, any one of which can be used at pleasure, those blades which are not in immediate use will not be exposed on the exterior of the handle, nor will they in any manner inconvenience the person using the knife.

The nature of my invention consists—

First, in constructing the handle of the knife hollow, and of two longitudinally-divided parts, which are hinged together and provided with interior apartments for receiving different blades and other instruments, and which are also provided with means for securely fastening any one of the said blades or other instruments in position for use.

Second, in so constructing the device which is used to fasten together the two parts constituting the handle of the knife, that this device will also serve, in combination with a dovetail recess, as a means for securing any one of the blades or other instruments in position for use, as will be hereinafter set forth.

The following description of my invention will enable others skilled in the art to understand its construction and operation.

In the accompanying drawing—

A B represent the two parts constituting a hollow knife-handle, which parts may be made cast of malleable iron or other metal, or they may be made of gutta-percha, or of any other suitable material, and finished in any desirable manner. I prefer to make the parts of malleable metal, either alone or in combination with gutta-percha, although I do not confine myself either to material or shape, as these will vary according to circumstances.

A represents the largest part or the body of the handle, and B represents the cover of the part A,

which cover is attached, by its butt-end, to the corresponding end of the body A by a hinge, α , or other suitable joint.

The hinge will connect the two parts permanently together and allow them to be opened, as shown in fig. 2, when it is desired to obtain access to the interior of the handle. This hinge will be molded with the parts.

In the part A a number of longitudinal portions, p , are applied, which form receptacles for the blades K of the knife, and also other instruments which it may be desired should accompany the handle.

Each instrument is constructed with a dovetail shank, l , which corresponds in shape and size to a recess, r , made into the thickened portion C of the handle.

On one side of the dovetail recess r a slot, t , is made through the enlargement C for receiving a slide, g , as shown in figs. 2, 3, and 4.

The slide g , which is suitably applied in the cover B, is moved longitudinally by means of a rod, b' , and a finger-piece, b .

The rod b' works back of a bridge, c , which is shaped so to serve as a means for retaining in their places different instruments within the handle.

The finger-piece b , which is fastened to one end of rod b' , is fitted into a recess made into the butt of the cover B.

The thumb-pin v , which is fitted loosely into the butt of the part A transversely with respect to the length of this part, is used to hold the finger-piece b and the parts connected to it in place when adjusted, as shown in fig. 3.

When the cover B is slant upon the part A, and the locking slide g pressed into its recess t through the enlargement C, as shown in fig. 3, the contents of the handle are securely confined in it.

When any one of the instruments contained in the handle is required for use, the finger-piece b is released from pin v , and drawn out until the slide g leaves its recess t ; the shank l of the instrument is then adjusted into its dovetail recess r , after which the cover B is shut, and the slide g pressed into recess t , over or alongside of the said shank l , which not only secures the instrument rigidly in its place, as shown in fig. 1, but also secures the ends of the two parts A B together.

It will be seen from the above description that I construct a pocket-knife handle without a rivet, spring, or screw; and make it hollow; to contain a larger number of blades or other instruments than could be applied to a knife-handle as ordinarily constructed.

The advantages of this improvement are many, but especially the following, viz:

First, cheapness. The cost of making the knife-

handle, as at present constructed, is nearly one-half the cost of the knife. With the rivetless handle, this cost will be reduced from one hundred to five hundred per cent., this being the difference between the cost of fabricating handles by hand and molding them by machinery.

Second, convenience. The rivetless pocket-knife is more convenient than the ordinary knife. It contains in a small compass a greater variety of blades, adapted to all manner of uses, and the arrangement of its construction is such that their blades are not in the way of one another, neither do they offer any resistance to the hand while they are being used, as is always the case with the ordinary knife when it contains more than one blade.

Third, durability. The rivetless knife is more durable than the ordinary knife. Having no rivets to break, no springs to lose their elasticity, no screws to become worthless by continued use, when a handle of good material is purchased it will last a lifetime. The blades as they wear out can be replaced from time to time by applying to the manufacturer.

Having described my invention,

What I claim as new, and desire to secure by Letters Patent, is—

1. A hollow pocket-knife handle, composed of two parts A and B, hinged together and provided with a locking-slide, *g*, substantially as described.

2. The arrangement of the recess *t* for slide *g*, alongside of the recess *r*, whereby the locking device holds together the ends of the parts A B, and, at the same time, locks an instrument in place, substantially as described.

3. The locking slide *g*, the rod *b'*, and the finger-piece *b*, combined and applied to the handle section, substantially as described.

4. the pin *r*, in combination with the finger-piece *b*, and with the longitudinally-divided knife-handle, substantially as described.

5. The construction of a rivetless pocket-knife handle of two longitudinally-divided parts, A B, hinged together, the part A having partitions applied within it, substantially as described.

Witnesses: DANIEL R. HUNDLEY.

J. N. CAMPLEE,
EDM. F. BROWN.