



US00D917445S

(12) **United States Design Patent**
Li

(10) **Patent No.:** **US D917,445 S**

(45) **Date of Patent:** **** Apr. 27, 2021**

(54) **PHONE CASE**

D863,285 S * 10/2019 Chen D14/250
D894,886 S * 9/2020 Kim D14/250
D894,888 S * 9/2020 Jakobuco D14/250

(71) Applicant: **Zhihua Li**, Hunan (CN)

(72) Inventor: **Zhihua Li**, Hunan (CN)

(**) Term: **15 Years**

(21) Appl. No.: **29/713,322**

(22) Filed: **Nov. 15, 2019**

(51) **LOC (13) Cl.** **14-03**

(52) **U.S. Cl.**

USPC **D14/250**

(58) **Field of Classification Search**

USPC D14/217, 238.1, 240, 248, 250, 251–253,
D14/439, 440, 447; D13/107–108, 103,
D13/119; D3/201, 218, 247, 269, 273,
D3/301, 303

CPC H04B 1/3888; H04M 1/0283; H04M
1/0202; A45C 1/06; A45C 11/00; A45C
13/02; A45C 2011/002; A45F 2005/026;
A45F 2200/0525; A45F 2200/0516
See application file for complete search history.

(56) **References Cited**

U.S. PATENT DOCUMENTS

D788,758 S * 6/2017 Liu D14/250
D808,374 S * 1/2018 Lee D14/250
D831,636 S * 10/2018 Zhu D14/250
D842,292 S * 3/2019 Ahn D14/250
D842,293 S * 3/2019 Ahn D14/250
D851,080 S * 6/2019 Wei D14/250
D852,182 S * 6/2019 Hyun D14/250
D852,184 S * 6/2019 Hyun D14/250
D862,451 S * 10/2019 Ahn D14/250

OTHER PUBLICATIONS

“[2 Pack] CTYBB Compatible with iPhone 12 Case, [. . .]” [online].
CTYBB. [Date first available Sep. 11, 2020]. Retrieved from the
Internet: <<https://www.amazon.com/dp/B08HV9CLVG/>>.*

“Meifigno Glitter Compatible with iPhone 12/12 Pro Case, Hard
Back with Soft TPU Bumper, [. . .]” [online]. Meifigno. [Date first
available Jul. 14, 2020]. Retrieved from the Internet: <<https://www.amazon.com/dp/B08CXD4JGT/>>.*

“Spigen Ultra Hybrid Designed for Apple iPhone 11 Case (2019)—
Crystal Clear” [online]. Spigen. [Date first available Sep. 10, 2019].
Retrieved from the Internet: <<https://www.amazon.com/dp/B07T2NBLX9/>>.*

* cited by examiner

Primary Examiner — Mojtaba Tehrani

(57) **CLAIM**

The ornamental design for a phone case, as shown.

DESCRIPTION

FIG. 1 is a front elevational view of a phone case showing
my new design;

FIG. 2 is a rear elevational view thereof;

FIG. 3 is a right side view thereof;

FIG. 4 is a left side view thereof;

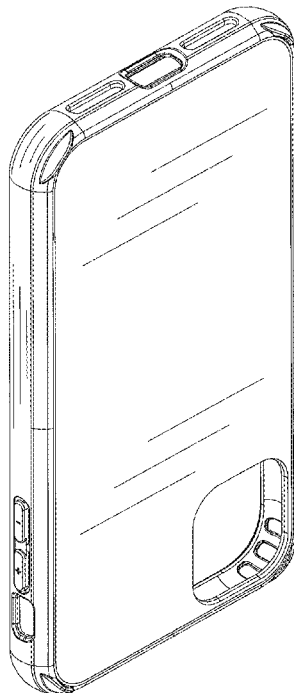
FIG. 5 is a top plan view thereof;

FIG. 6 is a bottom plan view thereof;

FIG. 7 is a perspective view thereof; and,

FIG. 8 is another perspective view thereof.

1 Claim, 6 Drawing Sheets






FIG. 1




FIG.2

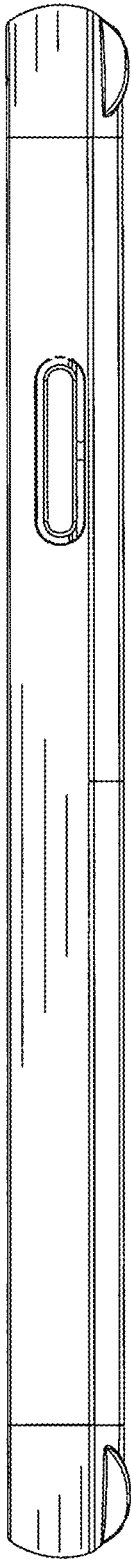


FIG.3




FIG.4




FIG. 5

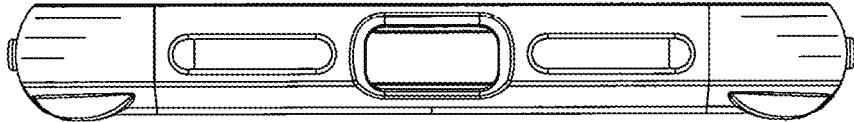


FIG. 6

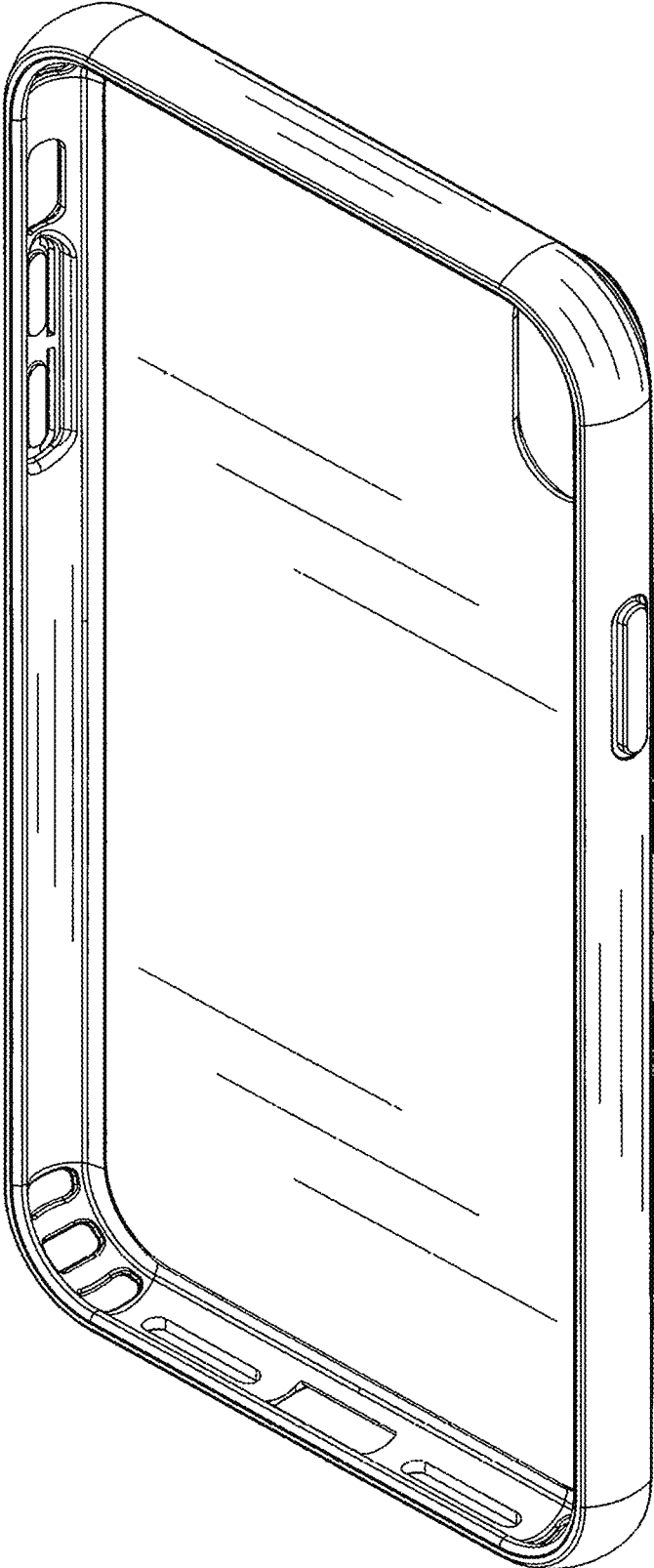


FIG. 7

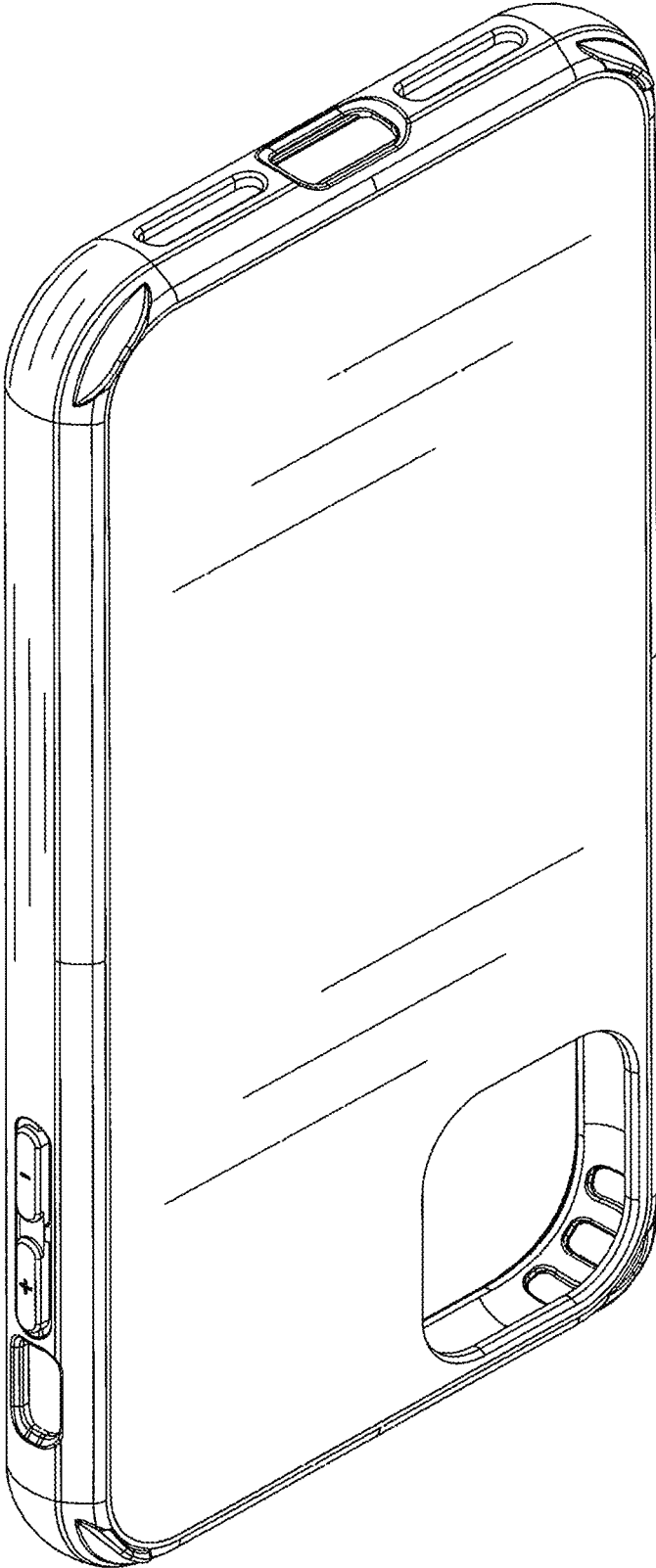


FIG.8