



US00D502770S

(12) **United States Design Patent**  
**Hidalgo**

(10) **Patent No.:** **US D502,770 S**

(45) **Date of Patent:** **\*\* Mar. 8, 2005**

(54) **COMBINATION CEILING FAN AND LIGHT FIXTURE**

(75) Inventor: **Rolando Hidalgo**, Orange, CA (US)

(73) Assignee: **Minka Lighting, Inc.**, Corona, CA (US)

(\*\*) Term: **14 Years**

(21) Appl. No.: **29/190,031**

(22) Filed: **Sep. 12, 2003**

(51) **LOC (7) Cl.** ..... **23-04**

(52) **U.S. Cl.** ..... **D23/377; D23/379; D23/385; D26/59**

(58) **Field of Search** ..... **D23/377, 379, D23/385, 411, 413; 416/5; D26/59, 71, 78, 81-88; 392/364; 362/96**

(56) **References Cited**

**U.S. PATENT DOCUMENTS**

D433,748 S	11/2000	Frampton	.....	D23/413
D437,047 S	1/2001	Frampton	.....	D23/413
D437,406 S	2/2001	Frampton	.....	D23/413
D454,634 S	3/2002	Frampton	.....	D23/413
D485,897 S	* 1/2004	Tai	.....	D23/377

**OTHER PUBLICATIONS**

Minka Aire Two Thousand Three; p. 46, Jan. 2003, Minka Lighting, Inc. USA.  
Fanimation Ceiling Fan Internet Catalog; Tropicana, Model #FP 1620N0 printed from www.ceilingfan.com, Jul. 2, 2003, Fanimation.

Emerson Ceiling fan Internet Catalog; Maui Bay, printed from www.fanshack.com., Jul. 2, 2003, Emerson.

Hunter Ceiling Fan Internet Catalog; Caribbean Breeze; www.fanshack.com, Jul. 2, 2003, Hunter.

\* cited by examiner

*Primary Examiner*—Lisa Lichtenstein  
(74) *Attorney, Agent, or Firm*—Jenkins & Gilchrist A Professional Corporation

(57) **CLAIM**

The ornamental design for a combination ceiling fan and light fixture, as shown and described.

**DESCRIPTION**

FIG. 1 is a perspective view from below of a combination ceiling fan and light fixture in accordance with my design; FIG. 2 is a bottom plan view of the combination ceiling fan and light fixture in accordance with my design;

FIG. 3 is a top plan view of the combination ceiling fan and light fixture in accordance with my design;

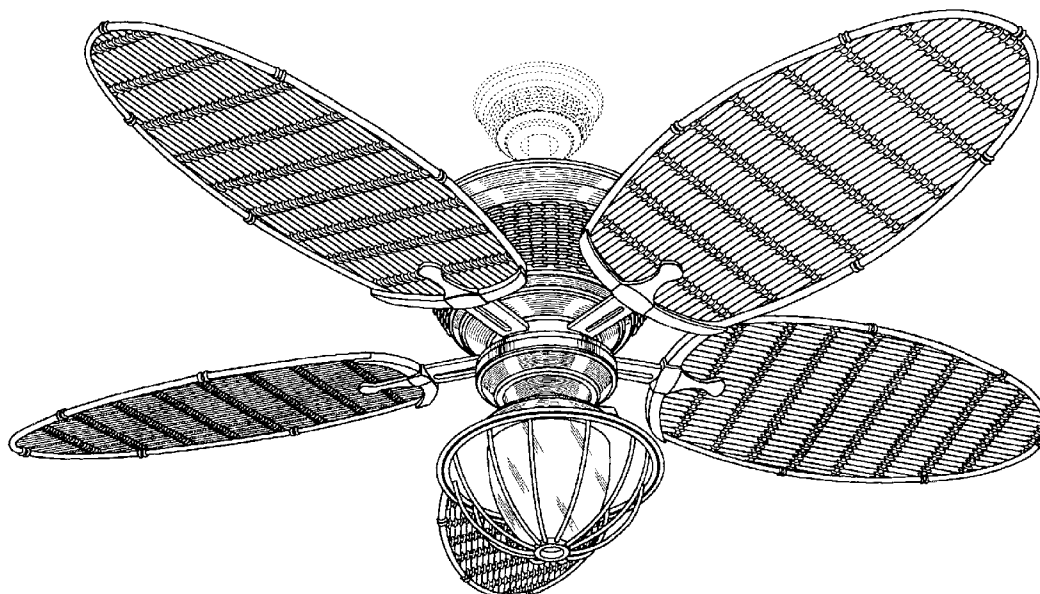
FIG. 4 is a side elevation view of the combination ceiling fan and light fixture in accordance with my design; and,

FIG. 5 is a front elevation view of the combination ceiling fan and light fixture in accordance with my design.

FIGS. 4 and 5 are identical except for the positioning of the fan blades.

The broken lines showing environmental structure are for illustrative purposes and form no part of the claimed design.

**1 Claim, 5 Drawing Sheets**



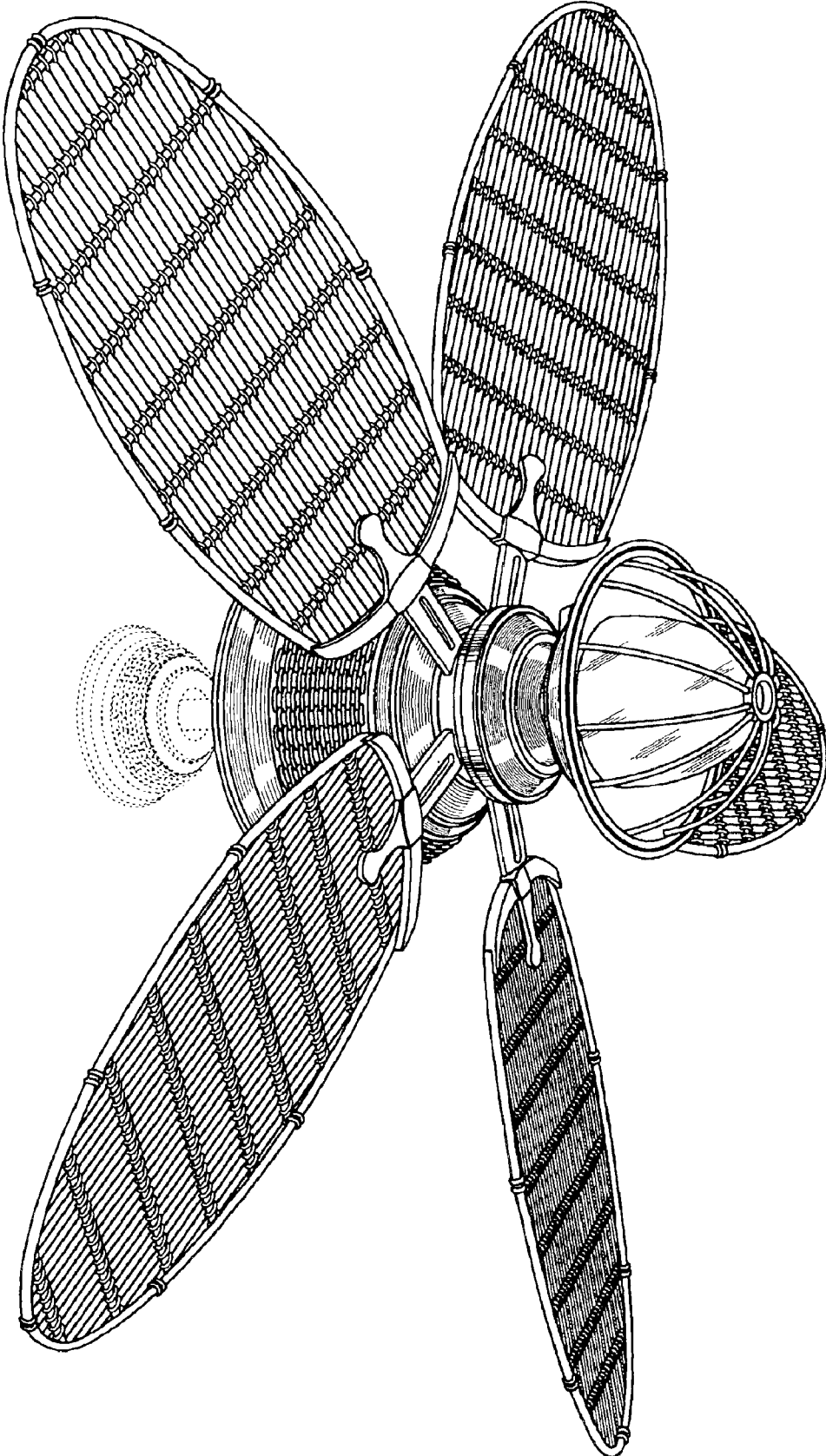

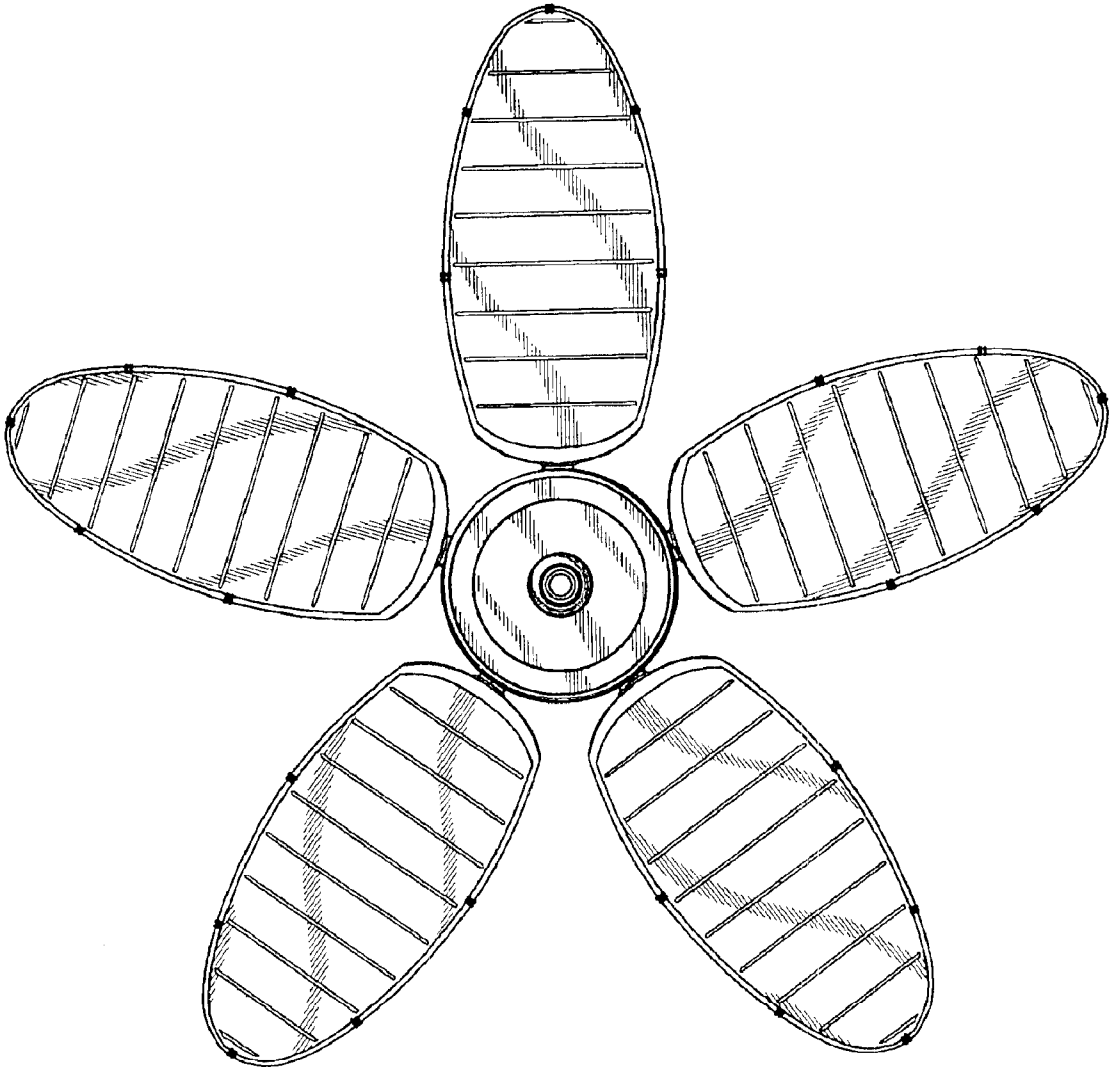


Fig. 1



*Fig.2*



*Fig.3*

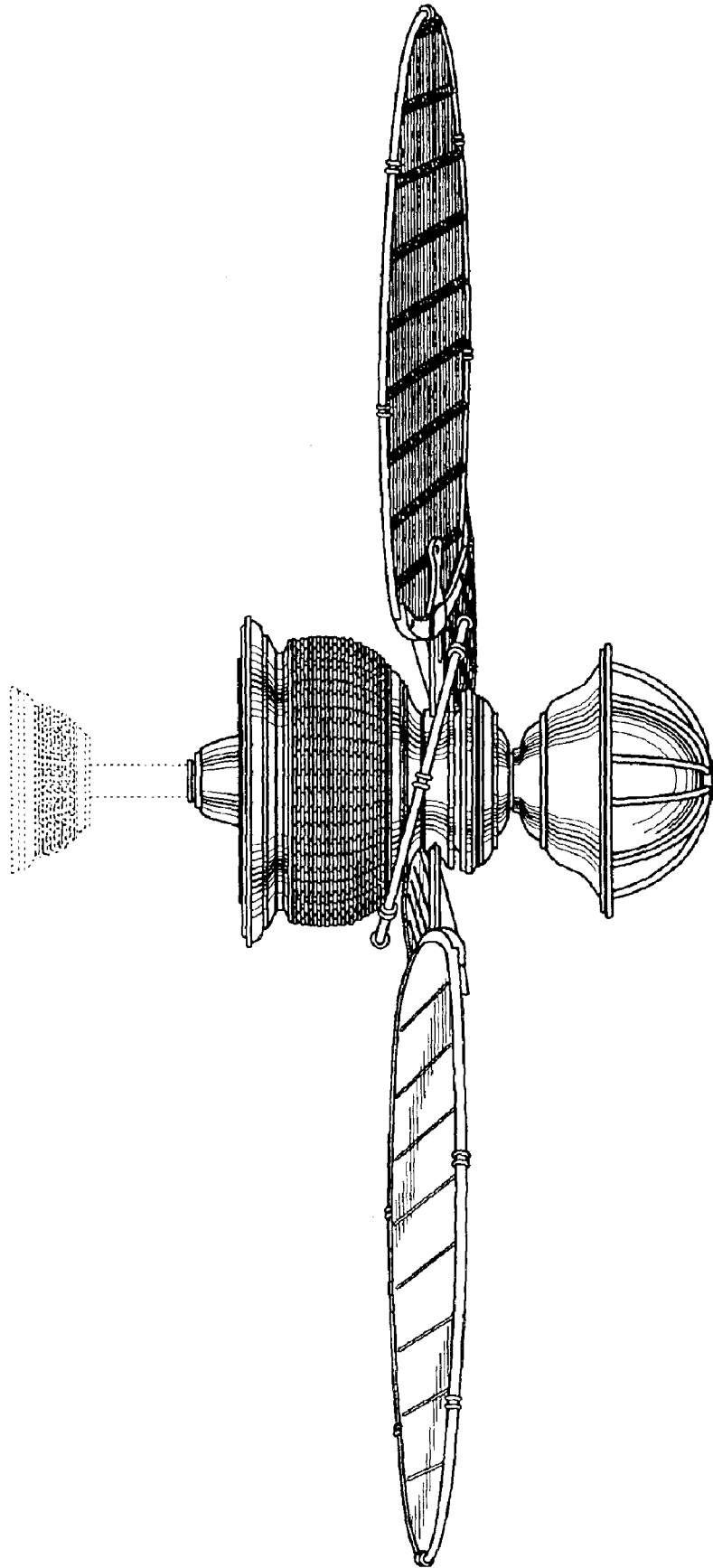
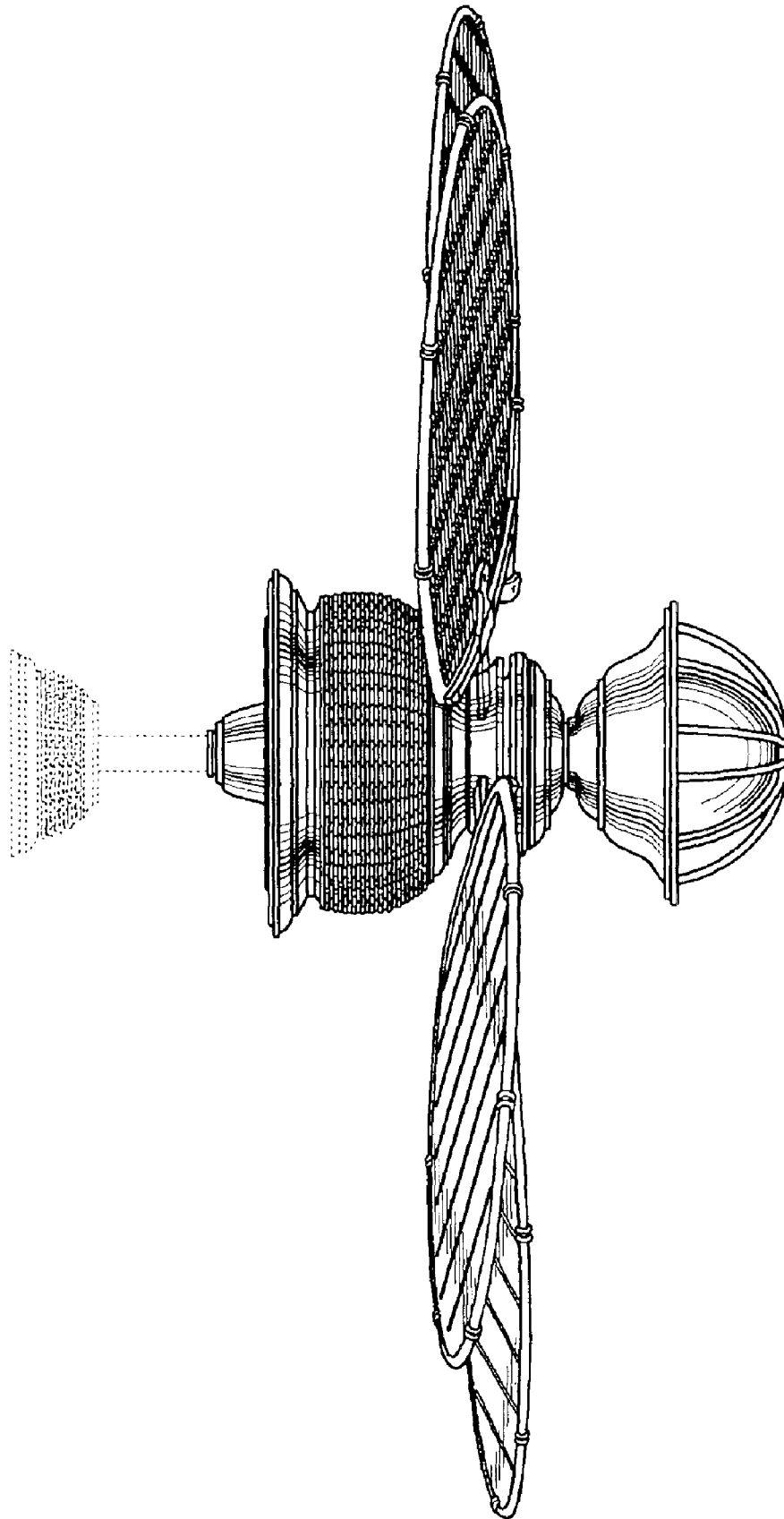


Fig. 4



*Fig. 5*