



US00D44222S

(12) **United States Design Patent** (10) **Patent No.:** **US D442,222 S**
Webb et al. (45) **Date of Patent:** **** *May 15, 2001**

(54) **CARD WITH AN ORNAMENTAL RECTANGLE AND IC CHIP** 4,223,918 * 9/1980 Smoczynski 283/83
4,547,002 10/1985 Colgate, Jr. .

(75) Inventors: **Lisa Webb**, Darien, CT (US); **William J. Faenza, Jr.**, Manassas, VA (US); **Ellen Lasch**, New York; **Judy Vigiletti**, Croton, both of NY (US)

(List continued on next page.)

FOREIGN PATENT DOCUMENTS

0 403 134 A3 1/1992 (EP) .
WO 89/03760 5/1989 (WO) .

(73) Assignee: **American Express Travel Related Services Company, Inc.**, New York, NY (US)

OTHER PUBLICATIONS

(*) Notice: This patent is subject to a terminal disclaimer.

GAP credit card (see attached) The card may be related to the art of the invention, but based upon the information on the card, it is unclear if the credit card is prior art. However, in an abundance of caution, the Applicant desires to put the credit card in the file wrapper.

(**) Term: **14 Years**

North American Mortgage Company Card (see attached) The card may be related to the art of the invention, but based upon the information on the card, it is unclear if the credit card is prior art. However, in an abundance of caution, the Applicant desires to put the credit card in the file wrapper.

(21) Appl. No.: **29/110,195**

(22) Filed: **Sep. 1, 1999**

(51) **LOC (7) Cl.** **19-08**

(52) **U.S. Cl.** **D19/10; D19/9; D14/436**

(58) **Field of Search** D14/435, 436, D14/437, 438, 479; D19/9, 10; 235/380-382.5, 441-443, 449, 454, 457, 469, 487-494; 283/72, 74, 75, 77, 78, 82-93, 107-114, 904

Primary Examiner—Martie K. Holtje

(74) *Attorney, Agent, or Firm*—Snell & Wilmer L.L.P.

(57) **CLAIM**

The ornamental design for a card with an ornamental rectangle and IC chip, as shown and described.

(56) **References Cited**

DESCRIPTION

U.S. PATENT DOCUMENTS

D. 61,466	9/1922	Foltz .	
D. 270,546	9/1983	Malmberg .	
D. 280,214	8/1985	Opel .	
D. 290,136	* 6/1987	Ball et al.	D19/9
D. 310,386	9/1990	Michels et al. .	
D. 358,419	* 5/1995	Runyan	D19/10
D. 384,971	10/1997	Kawan .	
D. 387,746	* 12/1997	Ishihara	D14/114
D. 406,861	* 3/1999	Leedy, Jr.	D19/10
D. 408,054	4/1999	Leedy, Jr. .	
D. 427,577	* 7/2000	Haas et al.	D14/117
3,838,252	9/1974	Hynes et al. .	
3,894,756	7/1975	Ward .	
4,058,839	11/1977	Darjany .	

FIG. 1 is a perspective view of a card with an ornamental rectangle and integrated circuit (IC) chip showing my new design;

FIG. 2 is a front view of the card of FIG. 1;

FIG. 3 is a rear view of the card of FIG. 1;

FIG. 4 is a right side elevational view thereof;

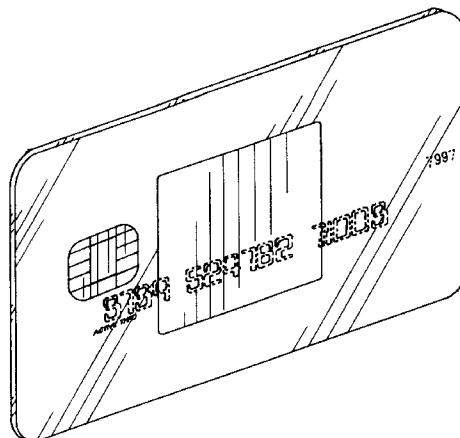
FIG. 5 is a left side elevational view thereof;

FIG. 6 is a front elevational view thereof; and,

FIG. 7 is a rear elevational view thereof.

The numerals and indicia depicted by means of broken lines in the drawing are shown for illustrative purposes only and form no part of the claimed design.

1 Claim, 1 Drawing Sheet



U.S. PATENT DOCUMENTS

			5,251,937	10/1993	Ojster .	
			5,351,142	9/1994	Cueli .	
			5,355,411	10/1994	MacDonald .	
			5,383,687	1/1995	Suess et al. .	
			5,516,153	5/1996	Kaule .	
			5,608,203	3/1997	Finkelstein et al. .	
			5,697,649	12/1997	Dames et al. .	
			5,700,037	12/1997	Keller .	
			5,720,500	2/1998	Okazaki et al. .	
			5,789,733	8/1998	Jachimowicz .	
			5,808,758	9/1998	Solmsdorf .	
			5,857,709	1/1999	Chock .	
			5,900,954	5/1999	Katz et al. .	
			6,027,028 *	2/2000	Pieterse et al.	235/492
						* cited by examiner
4,563,024	1/1986	Blyth .				
4,593,936	6/1986	Opel .				
4,597,814	7/1986	Colgate, Jr. .				
4,641,017	2/1987	Lopata .				
4,684,795	8/1987	Colgate, Jr. .				
4,705,299 *	11/1987	Hedgcoth et al.	283/68			
4,711,690	12/1987	Haghiri-Tehrani .				
4,779,898	10/1988	Berning et al. .				
4,852,911	8/1989	Hoppe .				
4,889,366	12/1989	Fabbiani .				
5,026,452 *	6/1991	Kodai	283/904 X			
5,106,125	4/1992	Antes .				
5,142,383	8/1992	Mallik .				
5,246,375 *	9/1993	Goede	283/904 X			

FIG. 1

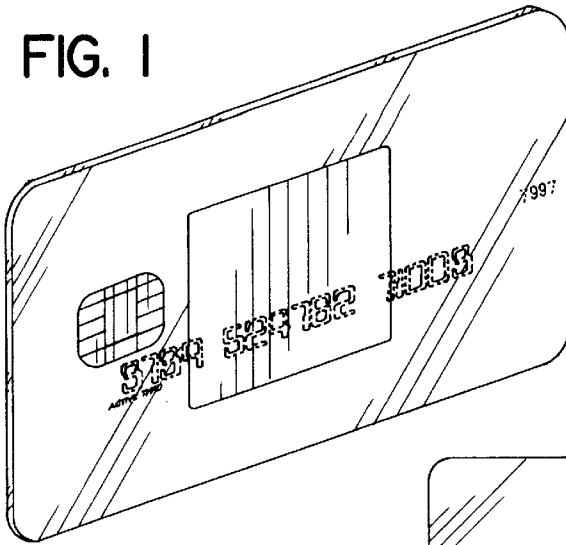


FIG. 2

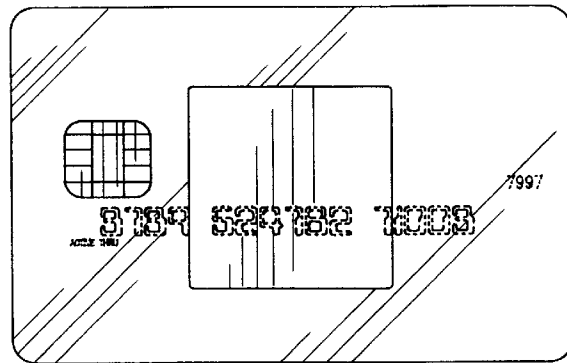


FIG. 3


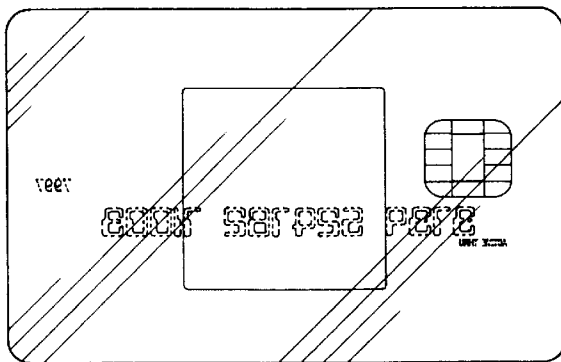


FIG. 4

FIG. 5



FIG. 6




FIG. 7