



US00D741166S

(12) **United States Design Patent**
Tyberghein

(10) **Patent No.:** **US D741,166 S**

(45) **Date of Patent:** **** Oct. 20, 2015**

(54) **PLASTIC FOOD TUB**

(71) Applicant: **Anchor Packaging, Inc.**, Ballwin, MO
(US)

(72) Inventor: **Michael Tyberghein**, Roswell, GA (US)

(73) Assignee: **Anchor Packaging, Inc.**, Ballwin, MO
(US)

(**) Term: **14 Years**

(21) Appl. No.: **29/453,268**

(22) Filed: **Apr. 26, 2013**

(51) **LOC (10) Cl.** **09-03**

(52) **U.S. Cl.**
USPC **D9/425**; D9/432

(58) **Field of Classification Search**
USPC D9/414, 415, 424, 425, 428, 429, 430,
D9/431, 432, 500; 229/400-406, 906.1,
229/932; 220/656-659, 669-676, 912;
206/541, 553, 557, 775, 776; D7/545,
D7/560, 586, 587, 602

CPC .. B65D 77/20; B65D 77/2024; B65D 77/225;
B65D 77/245; B65D 81/025; B65D 81/18;
B65D 81/3407; B65D 81/3438; B65D
81/3846; B65D 81/3865; B65D 85/36

See application file for complete search history.

(56) **References Cited**

U.S. PATENT DOCUMENTS

D212,593	S	*	11/1968	Collie	D9/429
D212,594	S	*	11/1968	Collie	D9/425
D319,978	S	*	9/1991	Wolff	D9/431
D588,451	S	*	3/2009	Snedden et al.	D9/425
D628,473	S	*	12/2010	Golota et al.	D9/425
D632,135	S	*	2/2011	Green-Cotton et al.	D7/587
D643,710	S	*	8/2011	Samartgis	D9/424
D643,712	S	*	8/2011	Samartgis	D9/424
D673,447	S	*	1/2013	Freeman et al.	D9/424
D678,050	S	*	3/2013	Birchmeier et al.	D9/424
D679,586	S	*	4/2013	Afford et al.	D9/425
D696,938	S	*	1/2014	BeVier et al.	D9/429
D717,120	S	*	11/2014	Carlson	D7/602
2014/0312046	A1	*	10/2014	Yang et al.	220/792

* cited by examiner

Primary Examiner — Philip S Hyder

Assistant Examiner — Keith Frank

(74) *Attorney, Agent, or Firm* — Don V. Kelly; Evans & Dixon, L.L.C.

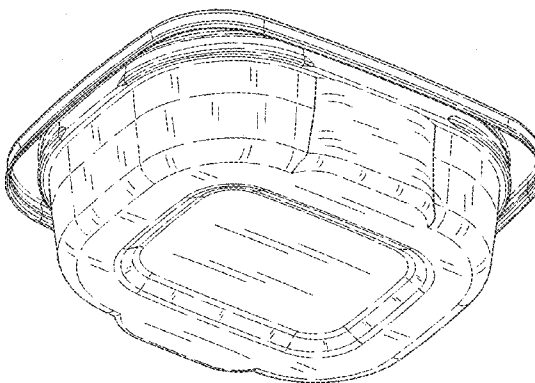
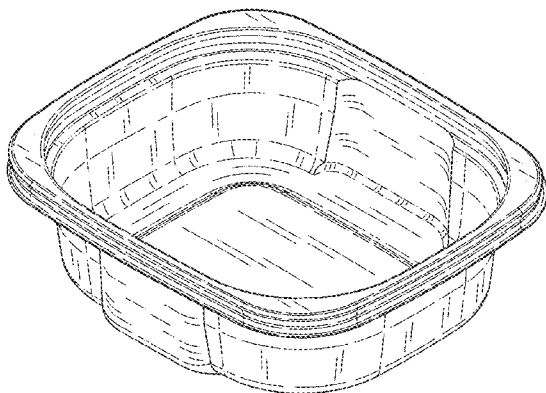
(57) **CLAIM**

The ornamental design for a plastic food tub, as shown and described.

DESCRIPTION

FIG. 1 is a perspective view of a plastic food tub embodying my new design;
FIG. 2 is a perspective view of the bottom thereof;
FIG. 3 is a front elevation view thereof;
FIG. 4 is a left side elevation view thereof;
FIG. 5 is a top plan view thereof; and,
FIG. 6 is a bottom plan view thereof.

1 Claim, 6 Drawing Sheets



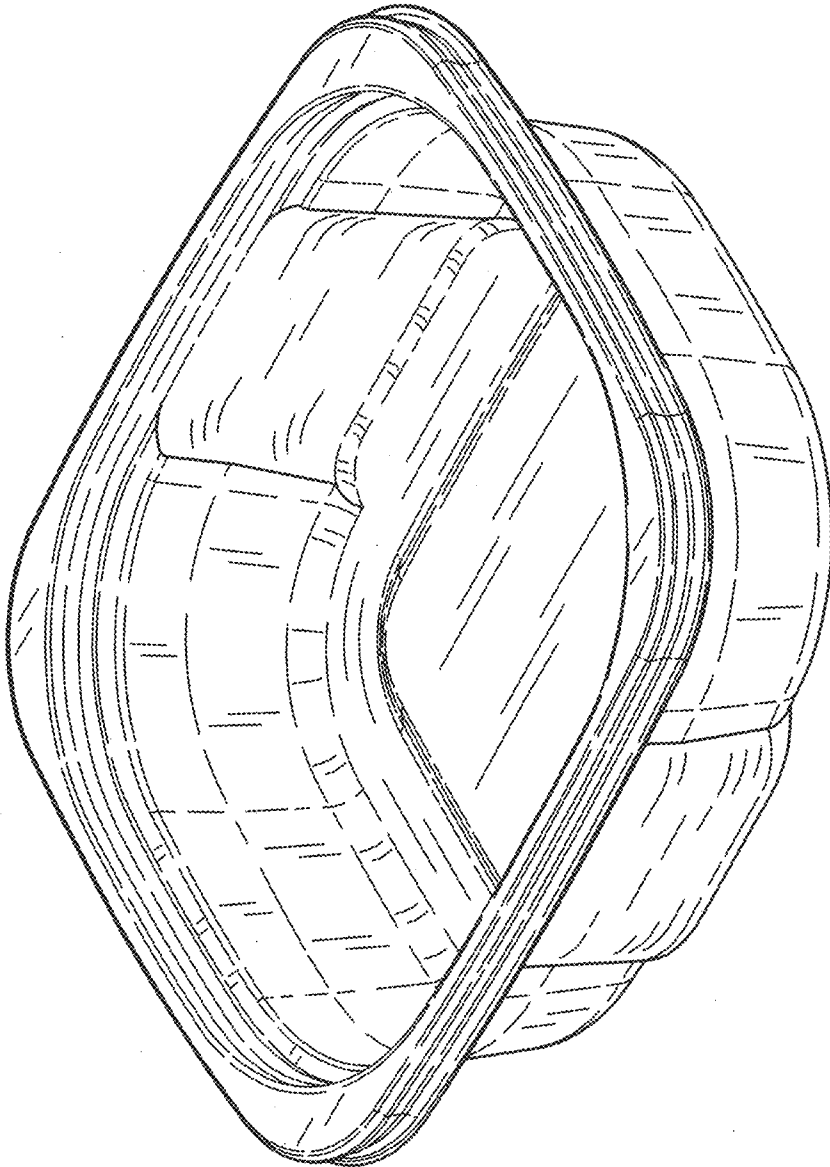


FIGURE 1

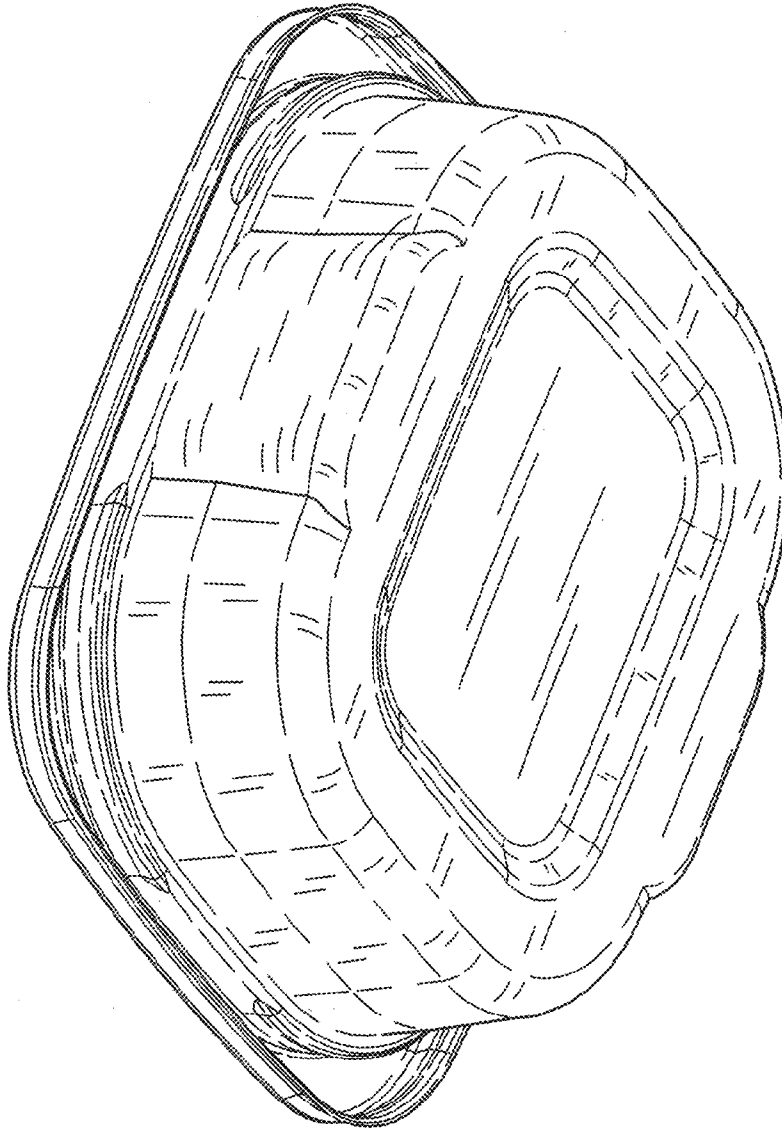


FIGURE 2

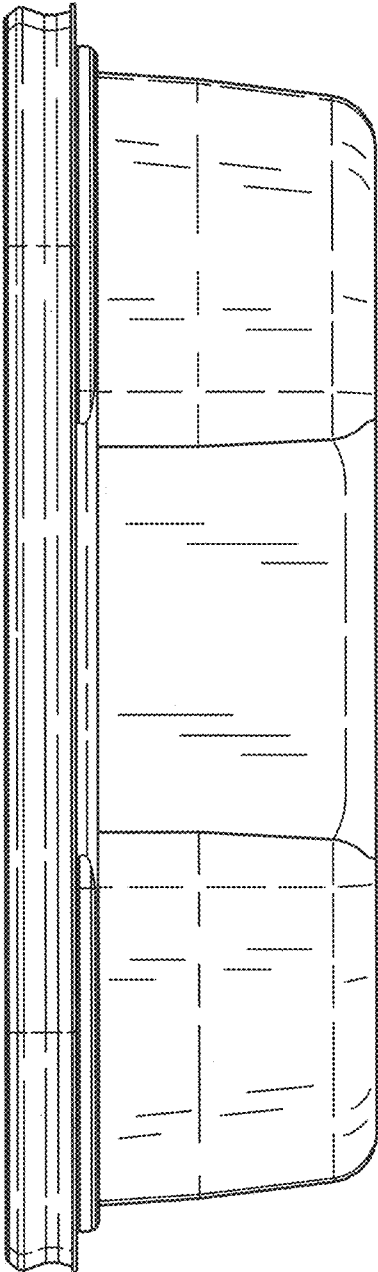


FIGURE 3

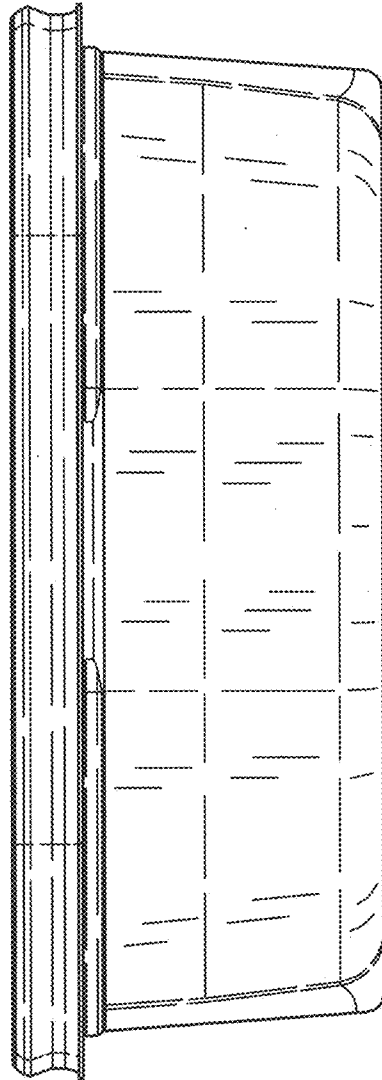


FIGURE 4

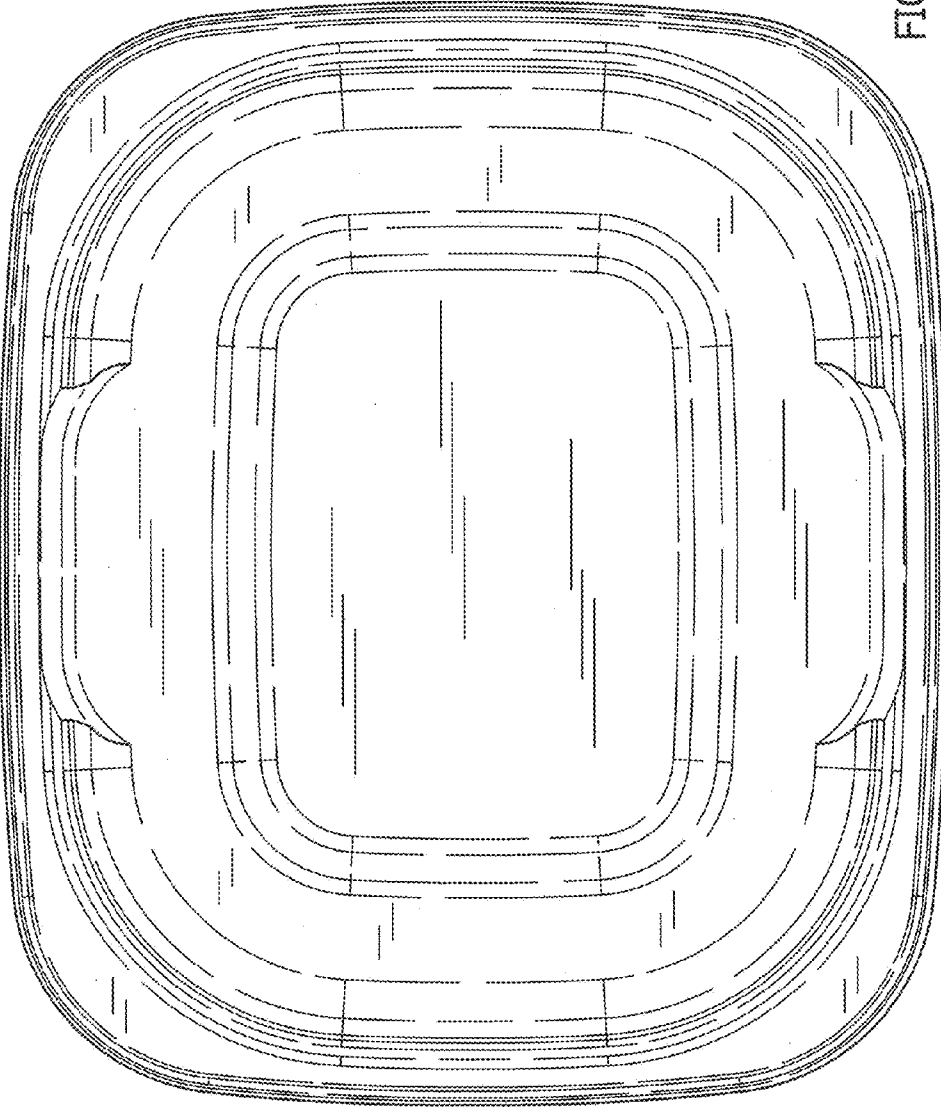


FIGURE 5

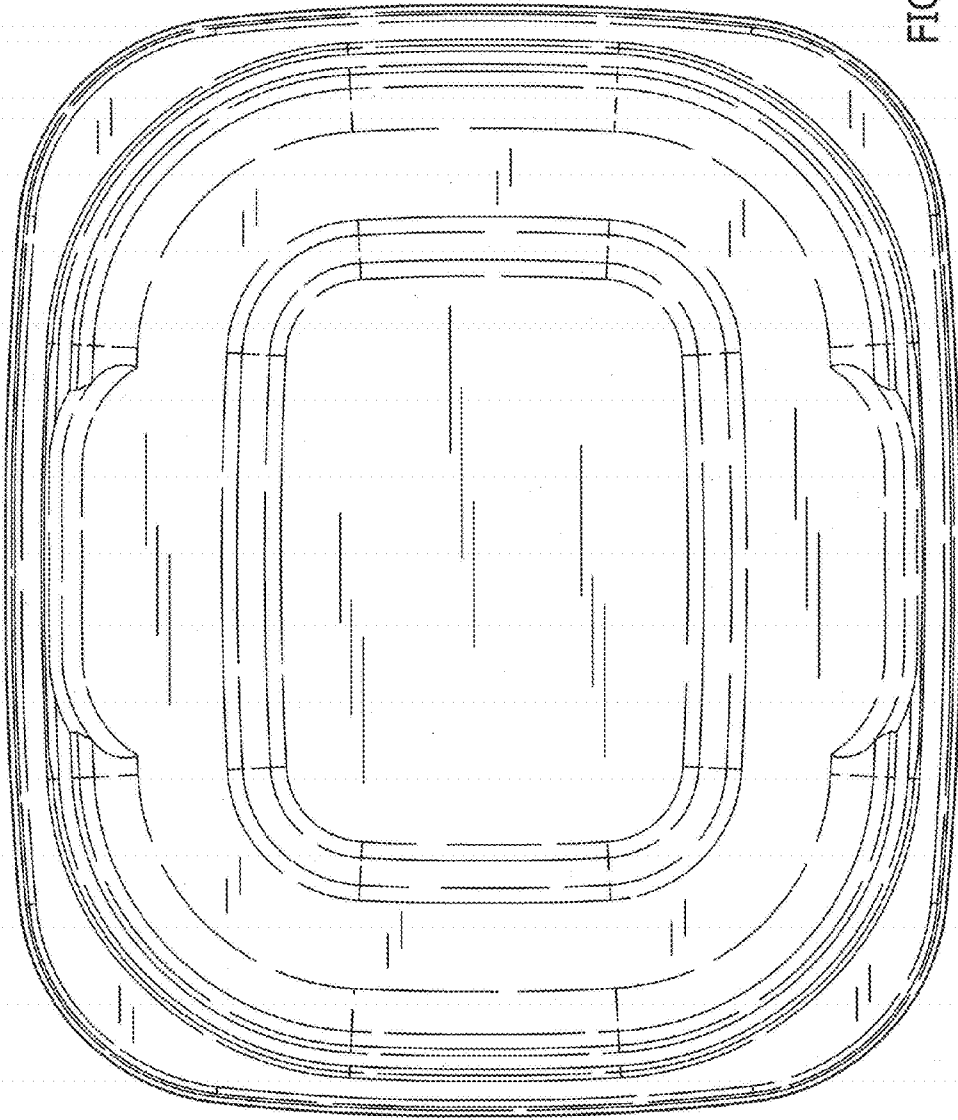


FIGURE 6