



US 20030075166A1

(19) **United States**

(12) **Patent Application Publication**  
**Glass**

(10) **Pub. No.: US 2003/0075166 A1**

(43) **Pub. Date: Apr. 24, 2003**

(54) **FREE STANDING FIREPIT HAVING  
DETACHABLE PIVOTED GRILL**

(52) **U.S. Cl. .... 126/506; 126/519; 126/25 R**

(75) **Inventor: Henry P. Glass, Northfield, IL (US)**

(57) **ABSTRACT**

Correspondence Address:  
**Frank Frisenda, Jr.**  
**Frisenda, Quinton & Nicholson**  
**Suite 470**  
**3993 Howard Hughes Parkway**  
**Las Vegas, NV 89109 (US)**

(73) **Assignee: Berkeley Products**

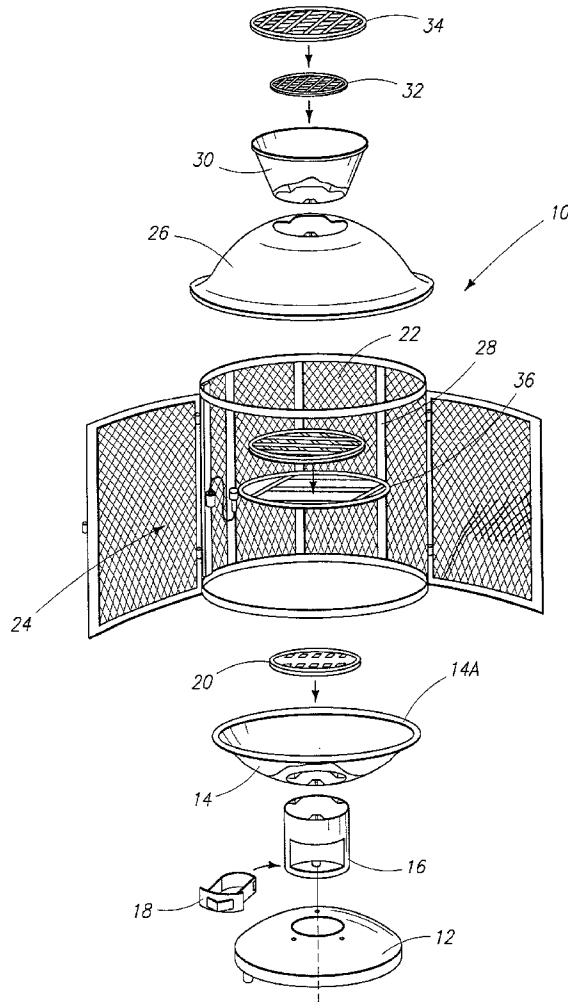
(21) **Appl. No.: 10/016,432**

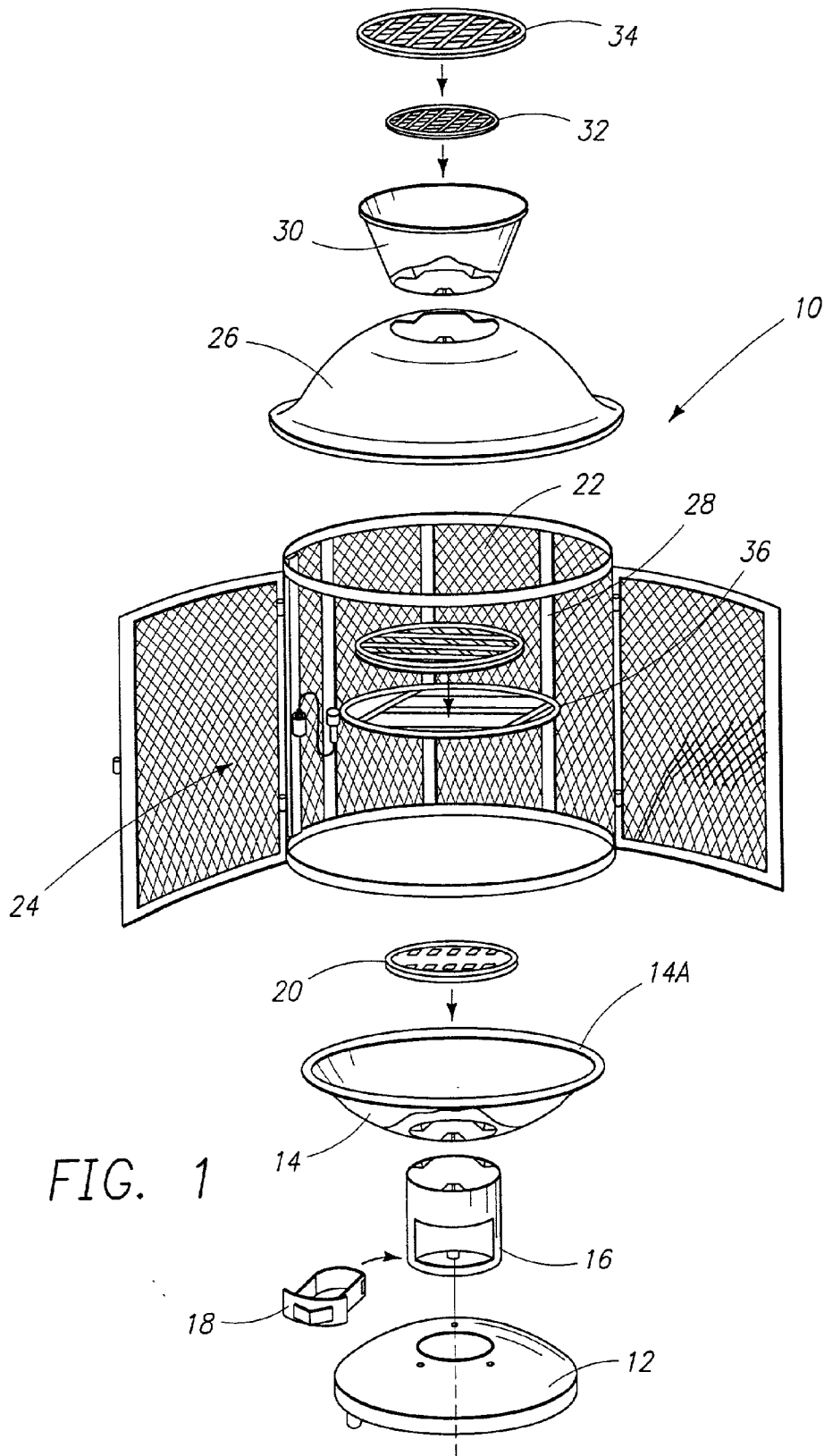
(22) **Filed: Oct. 22, 2001**

**Publication Classification**

(51) **Int. Cl.<sup>7</sup> ..... F24B 3/00**

A free standing firepit comprises a base support member that holds the firepit in an upright position. The base support member is fully enclosed about its periphery by a meshed screen to prevent sparks or other combustible debris from inadvertently exiting the firepit. An access opening is disposed on the screen to provide user access to the firepit enclosure. A middle grate having a cooking grill is removably mounted to pivot about an axis of rotation adjacent and contiguous to the access opening of the screen. Accordingly, the firepit may be contained within an attractive chimeneas providing outside warmth and providing a removable grill for cooking purposes.





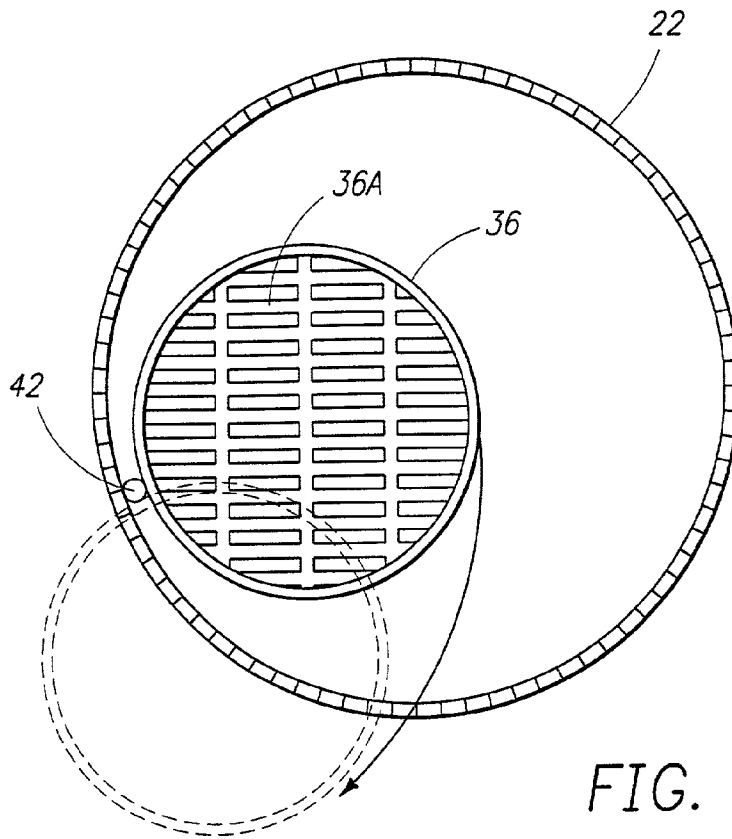


FIG. 2

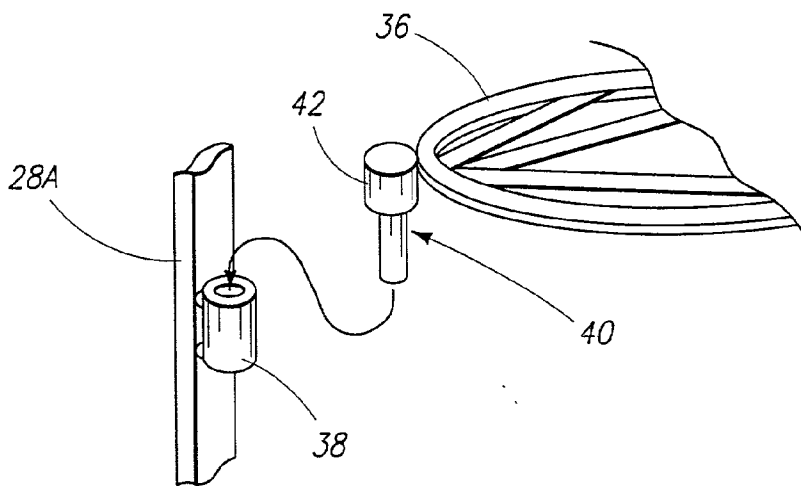


FIG. 3

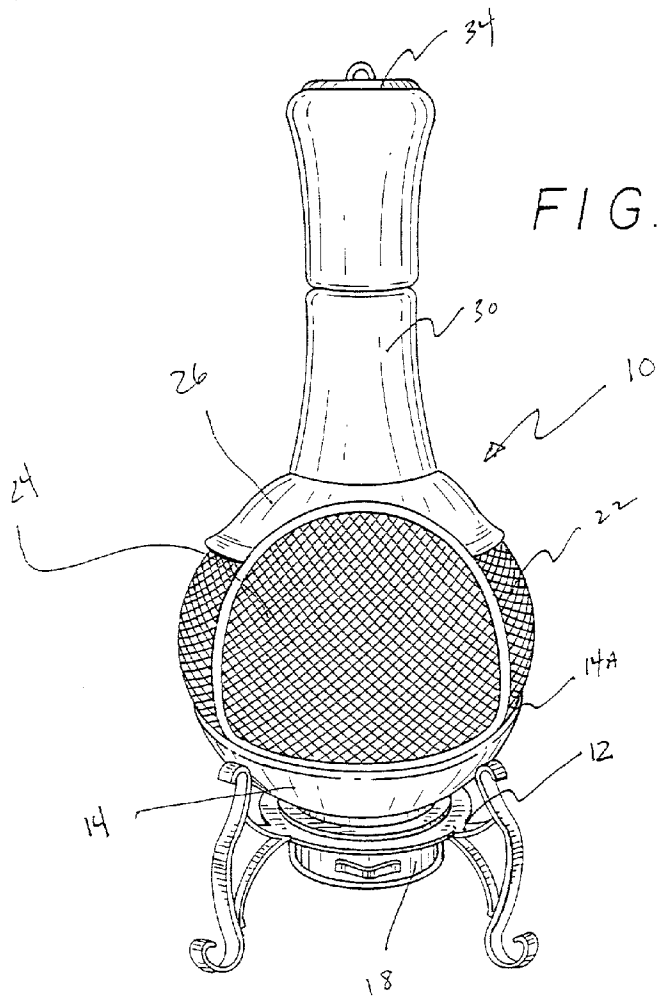


FIG. 4

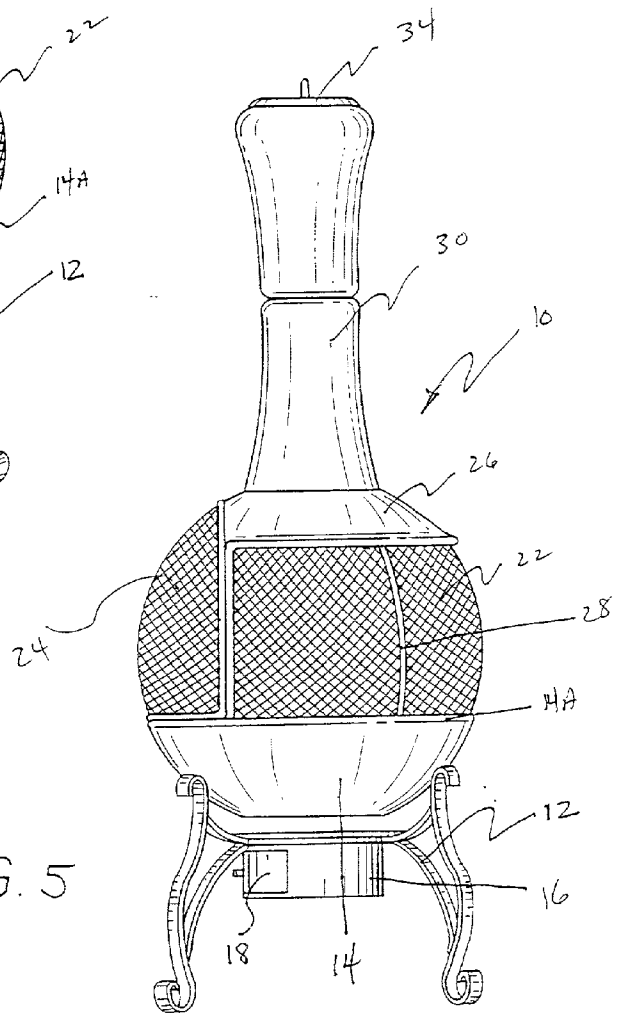


FIG. 5

## FREE STANDING FIREPIT HAVING DETACHABLE PIVOTED GRILL

### BACKGROUND OF THE INVENTION

[0001] The present invention relates to fireplaces, and more particularly to fireplaces having a food receptacle or grill.

[0002] Free standing firepits, so-called "Chimeneas" have gained increasing popularity among consumers who enjoy an outdoor source of warmth having an attractive, compact design.

[0003] To enhance the utility of fireplaces, a variety of structures have been proposed to provide fireplaces with a food receptacle or grill. One such fireplace is disclosed in applicant's prior U.S. Pat. No. 3,455,291 entitled "FIREPLACE HAVING ADJUSTABLE FOOD RECEPTACLE AND ASH RECEPTACLE". In this respect, one embodied food receptacle is pivotally mounted so that it can be swung over the fireplace grate for cooking purposes and swung clear of the grate when not in use.

[0004] While recognizing the virtues of dual purpose design, conventional fireplaces have been generally permanently affixed to housing or other structures and can be awkward to use. This is especially true of such fireplaces when the grill or food receptacle is not in use.

[0005] Accordingly, those skilled in the art have recognized a significant need for convenient, attractive chimeneas providing outside warmth and optionally, providing a removable grill for cooking purposes. The present invention fulfills these needs.

### SUMMARY OF THE INVENTION

[0006] The present invention provides a free standing firepit having a detachable pivoted grill.

[0007] The inventive firepit, in one embodied form, comprises a sturdy base support member that holds the firepit in an upright position. The firepit base element is provided with ash receptacle containing a removable drawer for cleaning ashes therefrom. The generally funnel shape of the base element is open at both ends. A bottom grate, is adapted to hold fuel useful in providing warmth and/or cooking such as charcoal, wood and the like. Apertures provided in the bottom grate permit the spent ashes to fall therethrough and into the funnel shaped base element to the ash drawer. The base support member is fully enclosed about its periphery by a meshed screen to prevent sparks or other combustible debris from inadvertently exiting the firepit. An access opening is provided on the screen for user access to the firepit enclosure.

[0008] A middle grate is removably mounted to pivot about an axis of rotation adjacent and contiguous to the access opening of the screen.

[0009] The unique free standing firepits, may be contained within a Chimeneae to allow consumers to enjoy an outdoor source of warmth and cooking in an attractive, compact design.

### BRIEF DESCRIPTION OF THE DRAWINGS

[0010] FIG. 1 is an exploded peripheral view of one embodied firepit having a detachable pivoted grill in accordance with the present invention;

[0011] FIG. 2 is a top view of the middle grate of the embodied firepit showing pivoting movement of the grate in fathom in accordance with the present invention;

[0012] FIG. 3 is an enlarged sectional view of the middle grate pivot means including a collar and complimentary pin in accordance with the present invention; and

[0013] FIG. 4 is a perspective view of the inventive firepit having a Chimenea style.

[0014] FIG. 5 is a side view of Chimenea firepit shown in FIG. 4 in accordance with one embodied form.

### DETAILED DESCRIPTION OF THE PREFERRED EMBODIMENTS

[0015] The present invention provides a free standing firepit having a detachable pivoted grill.

[0016] As shown in FIGS. 1, 4 and 5, the free standing firepit 10 provides the user with a compact source of outside warmth that is portable for a desired location. The firepit 10 comprises a sturdy base support member 12 that holds the firepit in an upright position. The firepit base element 14 is provided with ash receptacle 16 containing a removable drawer 18 for cleaning ashes therefrom. The generally funnel shape of the base element 14 is open at both ends. A bottom grate 20, is adapted to hold fuel useful in providing warmth and/or cooking such as charcoal, wood and the like. Apertures provided in the bottom grate 20 permit the spent ashes to fall therethrough and into the funnel shaped base element 14 to the ash drawer 18. The base element 14 is fully enclosed about its periphery 14A by a meshed screen 22 to prevent sparks or other combustible debris from inadvertently exiting the firepit 10. An access door 24 is disposed on the screen 22 to provide user access to the firepit enclosure.

[0017] As shown in FIG. 1, the access door 24 may be removably attached by swinging hinges to the screen 22. Alternatively, the access door 24 may be suitably mounted to the screen 22, for instance, by slide grips mounted on the upper and/or lower door openings. An upper dome member 26 surmounts the top of the screen 22 and is further supported by a plurality of posts 28. The upper dome member 26 contains an opening through which a portion of a chimney 30 may be conveniently mounted. Preferably, a spark arrester screen 32 and upper grate 24 are provided on the upper surface of the chimney 30. The chimney 30 top may optionally be fitted with a rain cap 34.

[0018] Referring now to FIGS. 2 and 3, there is shown one embodied pivoted grill in accordance with the present invention. As shown in FIG. 2, a middle grate 36 is removably mounted to pivot about an axis of rotation adjacent and contiguous to the access opening 24 of the screen 22.

[0019] As shown in more detail in FIG. 3, the middle grate 36 having a cooking grill surface 36A pivots about a supporting post 28A. The post 28A comprises a collar 38 for receiving a complimentary pin 40 mounted on the middle grate support. This detachable pivot means allows the middle grate and grill to be removed and stored when not in use.

[0020] The unique free standing firepits, may be contained within a Chimeneae to allow consumers to enjoy an outdoor source of warmth and cooking in an attractive, compact design.

I claim:

1. A free standing firepit comprising, in combination:

- a) a base support member to maintain the firepit in an upright position;
- b) a generally funnel shaped base element containing a bottom grate adapted to hold fuel;
- c) a meshed screen disposed on the peripheral portion of said base element to fully enclose said base element to form a interior space for combustion of fuel; said mesh screen having an access opening to provide user access to said firepit enclosure;
- d) a moveable door for covering said access opening;
- e) a middle grate having a cooking grill surface removably mounted in said firepit enclosure; said grate being mounting adjacent and contiguous to said access opening of said mesh screen to pivot about an access of rotation adjacent and contiguous to said access opening.

2. The firepit of claim 1 and further comprising an ash receptacle containing a removable drawer for cleaning ashes therefrom;

3. The firepit of claim 1 and further comprising a base element open at both ends;

4. The firepit of claim 1 and further comprising a bottom grate, adapted to hold fuel;

5. The firepit of claim 1 and further comprising apertures in the bottom grate to permit the spent ashes to fall there-through;

6. The firepit of claim 1 and further comprising a base support member fully enclosed about its periphery with a screen;

7. The firepit of claim 1 and further comprising an access door on the screen to provide access to the firepit enclosure;

8. The firepit of claim 1 and further comprising a middle grate having a cooking grill surface;

9. The firepit of claim 1 and further comprising a post comprised of a collar for receiving a complimentary pin;

\* \* \* \* \*