



US00D425432S

**United States Patent** [19]  
**Lewin**

[11] **Patent Number: Des. 425,432**  
[45] **Date of Patent: \*\* May 23, 2000**

[54] **CONTAINER**

D. 382,209 8/1997 Fenton ..... D9/558  
D. 393,804 4/1998 Gavin ..... D9/558  
5,158,817 10/1992 Krishnakumar ..... 215/382

[76] Inventor: **Bernie Lewin**, 264 Amity Rd. #208,  
Woodbridge, Conn. 06525

[\*\*] Term: **14 Years**

*Primary Examiner*—Lucy Lieberman  
*Attorney, Agent, or Firm*—Norman E. Lehrer

[21] Appl. No.: **29/075,317**

[57] **CLAIM**

[22] Filed: **Aug. 18, 1997**

The ornamental design for a “container”, as shown and described.

[51] **LOC (7) Cl.** ..... **09-01**

**DESCRIPTION**

[52] **U.S. Cl.** ..... **D9/558; D9/571**

[58] **Field of Search** ..... D9/558, 571, 573,  
D9/574, 575, 544, 545, 529; 215/382, 383,  
400

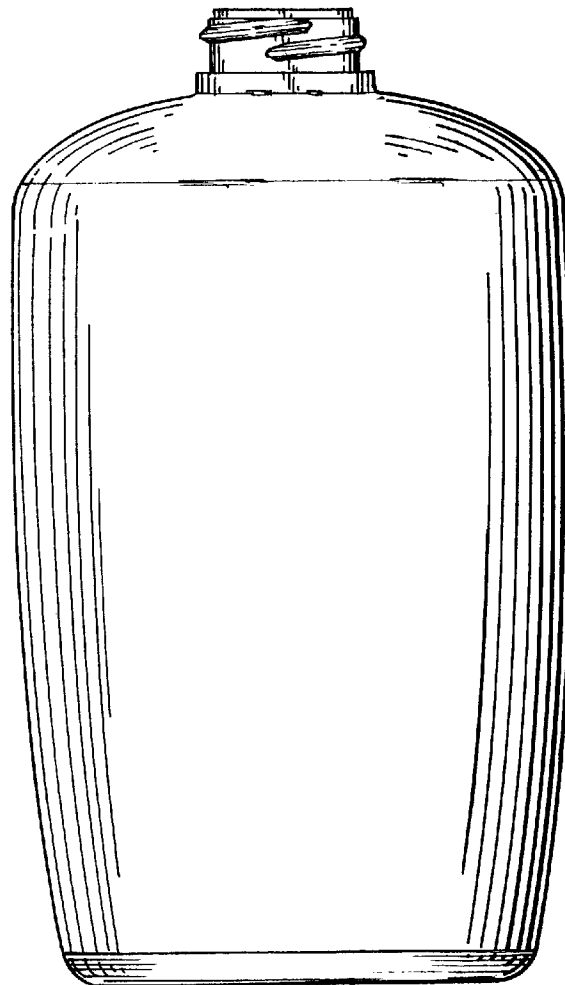
FIG. 1 is a front elevation of a “container” showing my new design, the rear elevation being the same except for the conventional continuous screw threading on the neck;  
FIG. 2 is a right side elevation thereof, the left side elevation being the same except for the conventional screw threading on the neck;  
FIG. 3 is a top plan view thereof; and,  
FIG. 4 is a bottom plan view thereof.

[56] **References Cited**

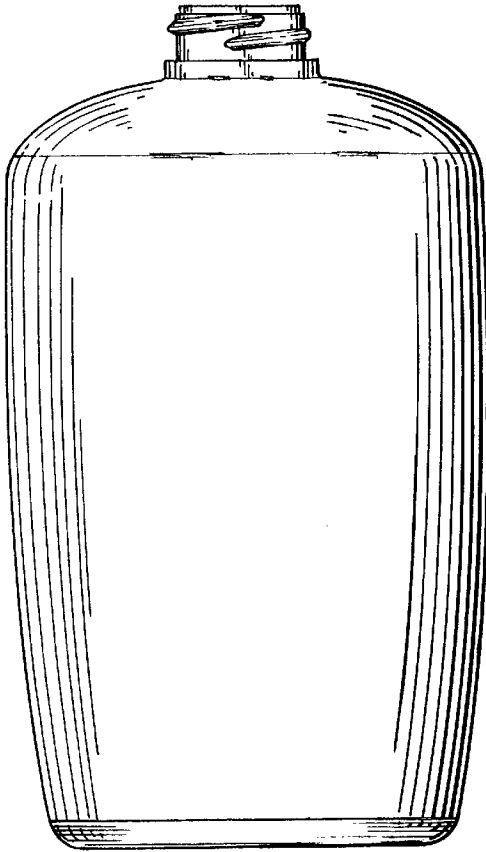
**U.S. PATENT DOCUMENTS**

D. 104,546 5/1937 Topping ..... D9/558  
D. 278,599 4/1985 Lane ..... D9/529  
D. 357,418 4/1995 Lonczak et al. .... D9/558


**1 Claim, 1 Drawing Sheet**



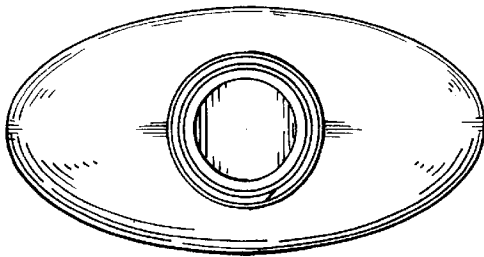
*Fig. 1*



*Fig. 2*



*Fig. 3*



*Fig. 4*

