



US00D376485S

United States Patent [19]

[11] Patent Number: Des. 376,485

Cretcher

[45] Date of Patent: **Dec. 17, 1996

[54] **STACKING CHAIR**

[75] Inventor: Gary S. Cretcher, Bath, N.Y.

[73] Assignee: Lux Company Inc, Elkhart, Ind.

[**] Term: 14 Years

D. 335,587	5/1993	Backer	D6/379
D. 342,624	12/1993	Vogtherr	D6/380
D. 350,445	9/1994	Chororos et al.	D6/379
D. 355,081	2/1995	Schepes	D6/380
D. 355,308	2/1995	Marini	D6/379
D. 360,539	7/1995	Cretcher	D6/379
D. 361,675	8/1995	Ruy	D6/379

[21] Appl. No.: 45,189

Primary Examiner—Gary D. Watson

[22] Filed: Oct. 12, 1995

[57] **CLAIM**

[52] U.S. Cl. D6/379; D6/380

The ornamental design for a stacking chair, as shown and described.

[58] Field of Search D6/334, 374, 376, D6/379, 380, 500, 501, 502; 297/239, 446.1

DESCRIPTION

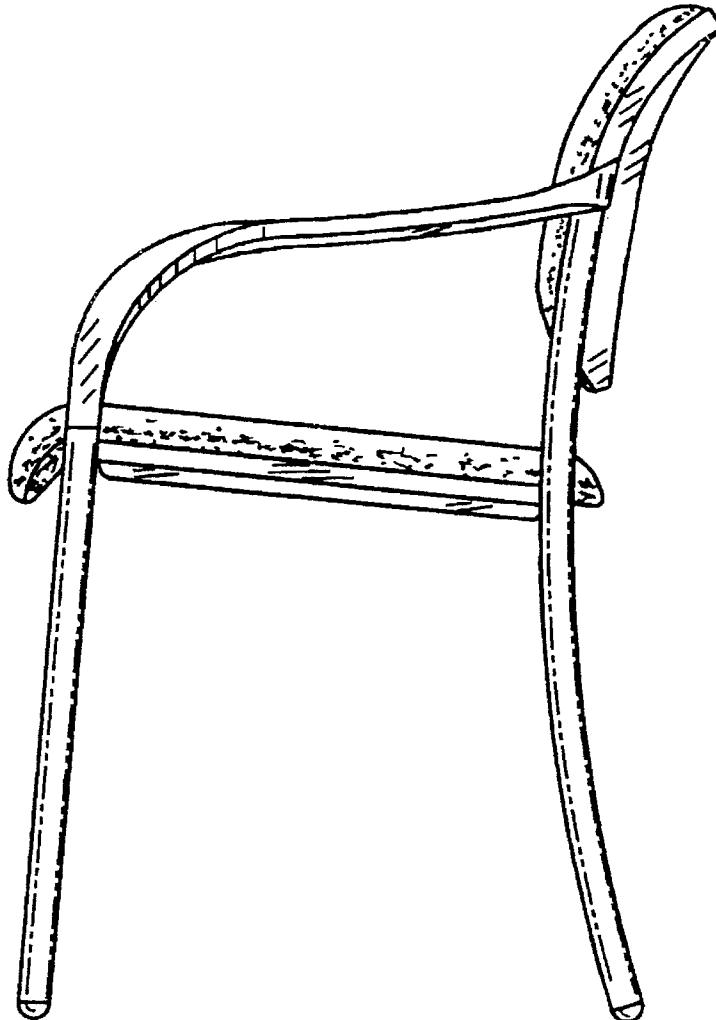
[56] **References Cited**

U.S. PATENT DOCUMENTS

D. 214,437	6/1969	Muller et al.	D6/379 X
D. 278,104	3/1985	Dunbar et al.	D6/379
D. 308,143	5/1990	Lohmeyer	D6/379
D. 308,305	6/1990	Snodgrass	D6/379
D. 308,772	6/1990	Frinier	D6/379
D. 312,005	11/1990	Snodgrass	D6/379
D. 334,298	3/1993	Panteloucos	D6/379

FIG. 1 is a left side elevational view of my new design; FIG. 2 is a front elevational view; FIG. 3 is a top plan view; FIG. 4 is a rear elevational view; FIG. 5 is a right side elevational view; and, FIG. 6 is a bottom plan view thereof.

1 Claim, 2 Drawing Sheets



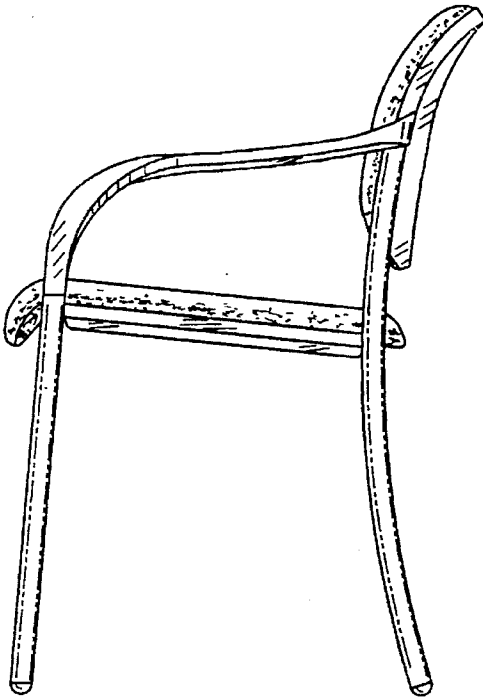


FIG. 1

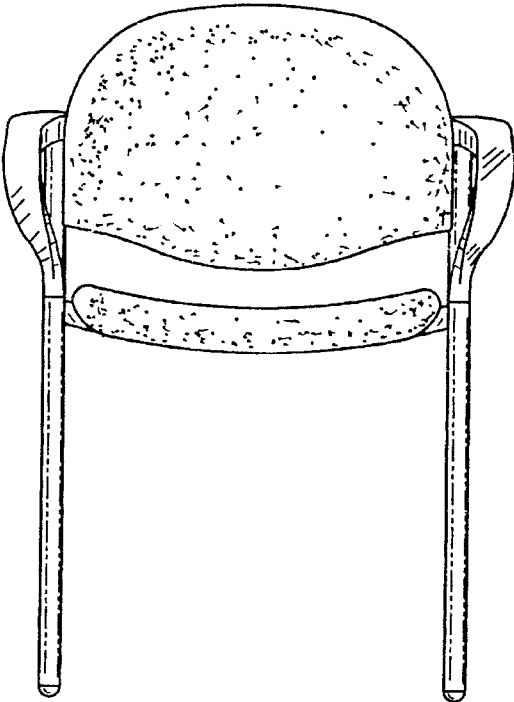


FIG. 2

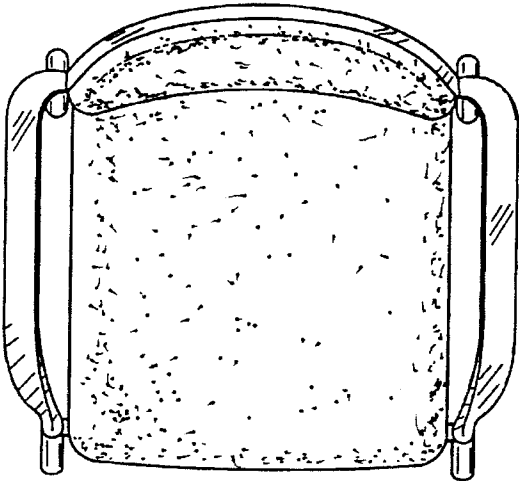


FIG. 3

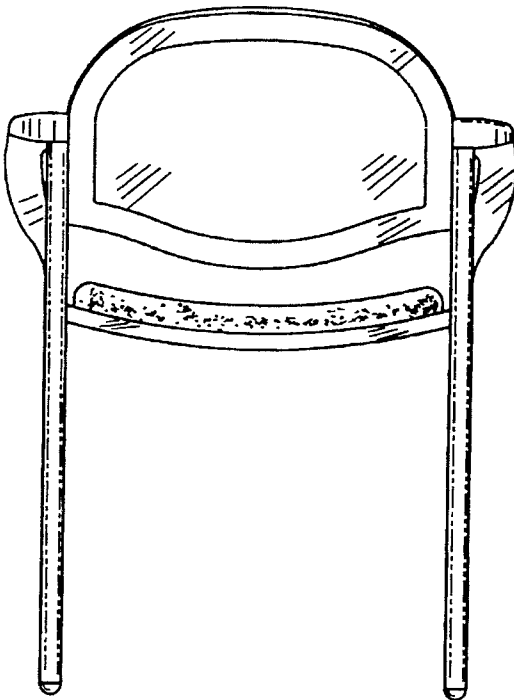


FIG. 4

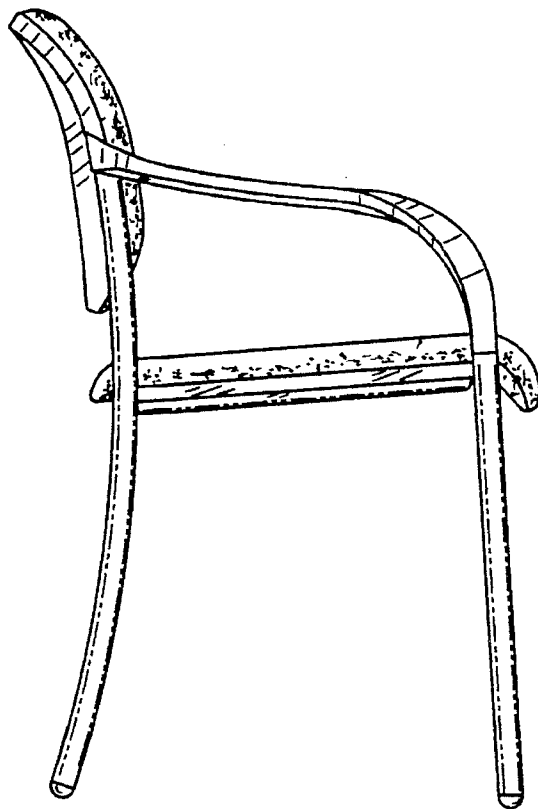


FIG. 5

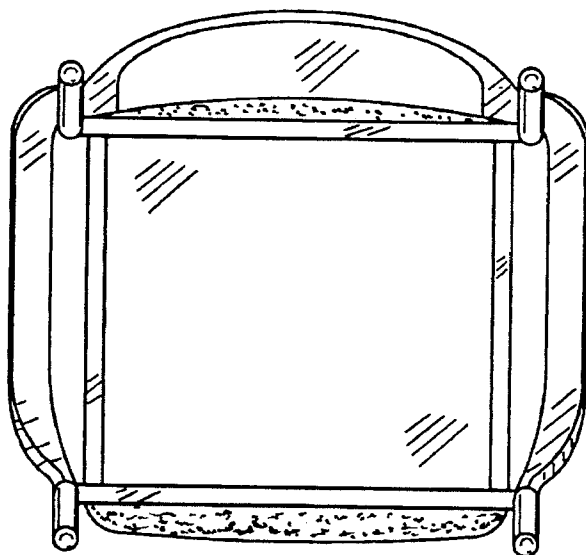


FIG. 6