



US00D572946S

(12) **United States Design Patent**
Bollen

(10) **Patent No.:** **US D572,946 S**

(45) **Date of Patent:** **** Jul. 15, 2008**

(54) **TABLE**

(75) Inventor: **John Bollen**, Skipton (GB)

(73) Assignee: **Howe A/S**, Middelfart (DK)

(**) Term: **14 Years**

(21) Appl. No.: **29/274,954**

(22) Filed: **Jun. 12, 2007**

(30) **Foreign Application Priority Data**

Dec. 12, 2006 (EM) 000635891-0001

(51) **LOC (8) Cl.** **06-03**

(52) **U.S. Cl.** **D6/487**

(58) **Field of Classification Search** D6/480-489,
D6/495-499, 429-431, 511; 108/150, 153.1,
108/155, 156, 161; 248/188, 188.1, 188.8,
248/188.9

See application file for complete search history.

(56) **References Cited**

U.S. PATENT DOCUMENTS

D92,942 S * 8/1934 Brown D6/487
D145,947 S * 11/1946 Larson D6/487
D347,945 S * 6/1994 Walters-Leiter D6/353

D357,375 S * 4/1995 Noll D6/484
D509,684 S * 9/2005 Judy D6/484

* cited by examiner

Primary Examiner—Janice E Seeger

(74) *Attorney, Agent, or Firm*—Jacobson Holman PLLC

(57) **CLAIM**

I claim the ornamental design for a table, as shown and described.

DESCRIPTION

FIG. 1 is a front perspective view of the table embodying my design;

FIG. 2 is a front elevational view of the table as shown in FIG. 1;

FIG. 3 is the rear elevational view of the table as shown in FIG. 1;

FIG. 4 is the left side elevational view of the table as shown in FIG. 1;

FIG. 5 is the right side elevational view of the table as shown in FIG. 1;

FIG. 6 is the top plan view of the table as shown in FIG. 1; and,
FIG. 7 is the bottom view of the table as shown in FIG. 1.

1 Claim, 4 Drawing Sheets




FIG. 1




FIG. 2




FIG. 3




FIG. 4

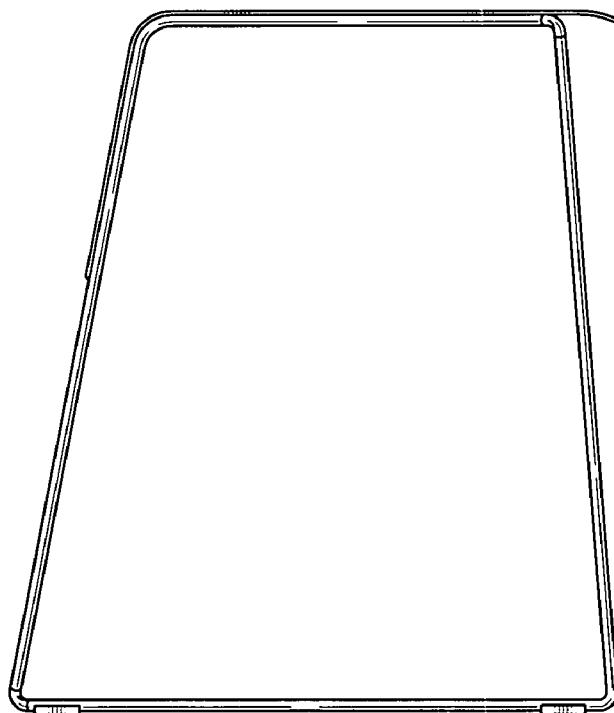


FIG. 5

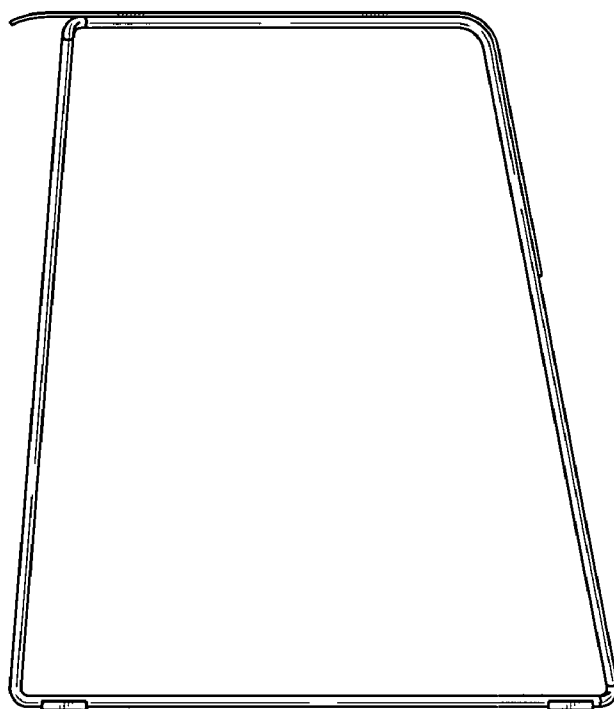


FIG. 6

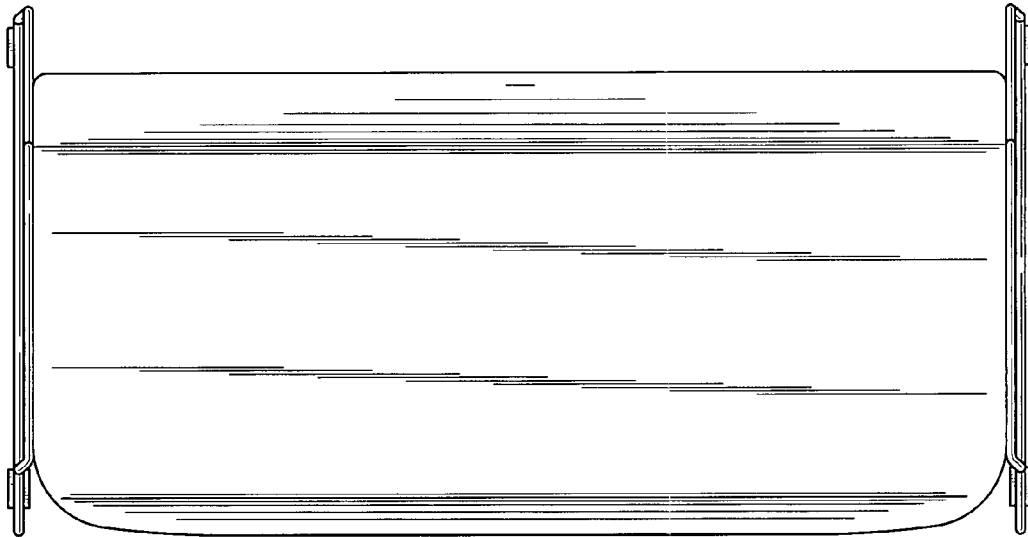


FIG. 7

