



US00D775843S

(12) **United States Design Patent**
Burmeister et al.

(10) **Patent No.:** **US D775,843 S**
(45) **Date of Patent:** **** Jan. 10, 2017**

- (54) **VEHICLE SEAT**
- (71) Applicants: **Achim Burmeister**, Bergkirchen (DE);
Moritz Menacher, München (DE);
Thorsten Bergmaier-Trede, Diessen (DE); **Stephan Schönherr**, Augsburg (DE)
- (72) Inventors: **Achim Burmeister**, Bergkirchen (DE);
Moritz Menacher, München (DE);
Thorsten Bergmaier-Trede, Diessen (DE); **Stephan Schönherr**, Augsburg (DE)
- (73) Assignee: **MAN Truck & Bus AG**, Munich (DE)

8,020,936 B2 * 9/2011 Asami A47C 7/40
297/188.04
D723,819 S * 3/2015 Takahashi D6/356
D723,822 S * 3/2015 Cai D6/356

* cited by examiner

Primary Examiner — Mimosa De

(74) *Attorney, Agent, or Firm* — Cozen O'Connor

(57) **CLAIM**

The ornamental design for a vehicle seat, as shown and described.

(**) Term: **14 Years**
(21) Appl. No.: **29/503,682**

DESCRIPTION

- (22) Filed: **Sep. 29, 2014**
- (30) **Foreign Application Priority Data**
Mar. 27, 2014 (EP) 002434571
- (51) **LOC (10) CL.** **06-01**
- (52) **U.S. CL.**
USPC **D6/356**
- (58) **Field of Classification Search**
USPC D6/334-336, 356, 368, 374, 375, 716,
D6/716.1, 716.2, 716.3, 716.4
CPC B60N 2/48; B60N 2/22; B60N 2/449;
B60N 2/4882; A47C 7/40; A47C 7/022;
A47C 7/18
See application file for complete search history.

FIG. 1 is a left perspective view of a vehicle seat;
FIG. 2 is a front perspective view thereof;
FIG. 3 is a rear view thereof;
FIG. 4 is a left perspective view of a vehicle seat with a left-side supporting leg of the vehicle seat;
FIG. 5 is right perspective view of a seat with a right-side supporting leg of the vehicle seat;
FIG. 6 is a rear view of the seat of FIG. 3 with the table removed;
FIG. 7 is another front view of a seat with supporting leg; and,
FIG. 8 is a back perspective view of the seat of FIG. 7.
While the FIGS. 1A-1C show the invention with a supporting leg and table, it will be appreciated that any additional views of the embodiments without the supporting leg and table can be readily ascertained, as is depicted in some of the submitted figures.

- (56) **References Cited**
U.S. PATENT DOCUMENTS
D257,918 S * 1/1981 Reida D6/356
D273,642 S * 5/1984 Marrujo D6/356
D336,379 S * 6/1993 Veneruso D6/356

1 Claim, 8 Drawing Sheets





Fig. 1



Fig. 2



FIG. 3

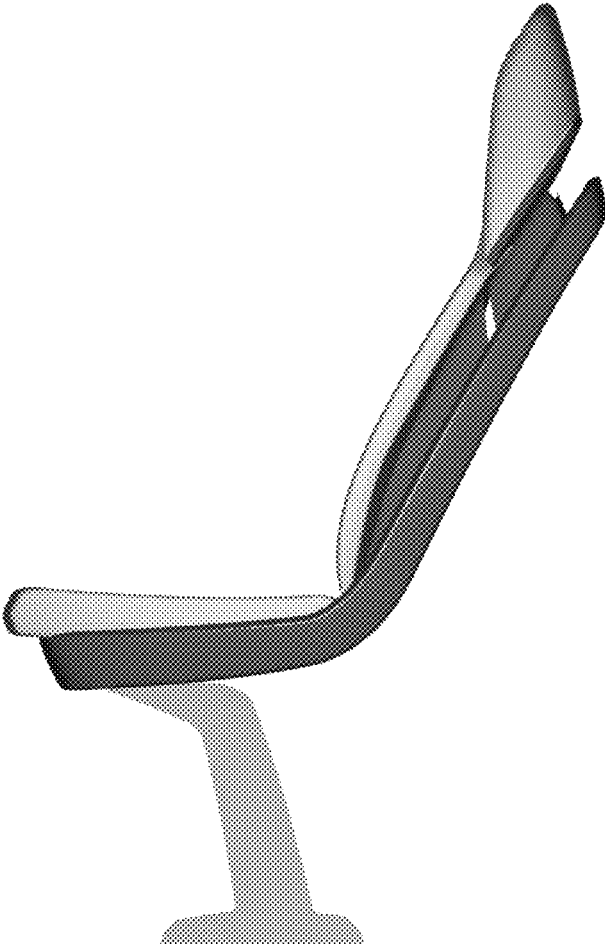


Fig. 4

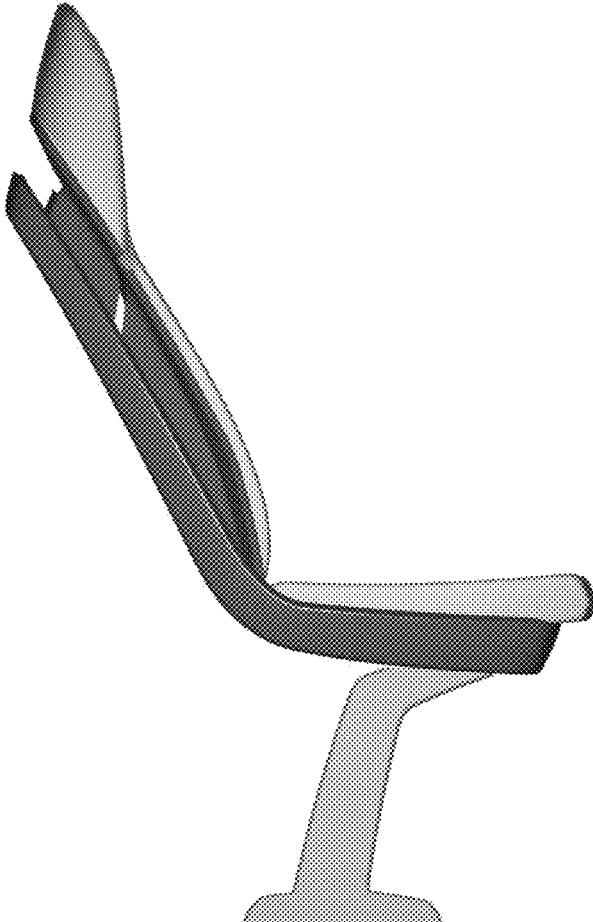


Fig. 5



Fig. 6




Fig. 7



Fig 8