



US00D808946S

(12) **United States Design Patent**
Mchatet

(10) **Patent No.:** **US D808,946 S**
(45) **Date of Patent:** **** Jan. 30, 2018**

- (54) **CELL PHONE CASE**
- (71) Applicant: **Hamid Mchatet**, Miami, FL (US)
- (72) Inventor: **Hamid Mchatet**, Miami, FL (US)
- (**) Term: **15 Years**
- (21) Appl. No.: **29/581,177**
- (22) Filed: **Oct. 17, 2016**
- (51) **LOC (11) Cl.** **14-03**
- (52) **U.S. Cl.** **D14/250**
USPC
- (58) **Field of Classification Search**
USPC D3/201, 218, 232, 233, 239, 242,
D3/245-247, 250, 251, 269, 273, 301,
D3/303; D13/103, 107, 108, 119;
D14/137, 138 R, 138 AA, 138 C, 138 G,
D14/203.3-203.7, 217, 238.1, 247, 248,
D14/250, 251-253, 440
CPC H04B 1/3888; H04M 1/0283; H04M
1/0202; A45C 1/06; A45C 2011/002;
A45C 23/02; A45C 11/00; A45F
2005/028; A45F 2200/0525; A45F
2200/0518
See application file for complete search history.

- D695,298 S * 12/2013 Han D14/440
- D696,216 S * 12/2013 Jung D14/138 G
- D724,064 S * 3/2015 Lee D14/248
- D737,260 S * 8/2015 Lee D14/248

OTHER PUBLICATIONS

FIFO MyME Unity, posted at Coroflot.com, posting date May 2, 2017, [online], [site visited Aug. 7, 2017]. Available from Internet, <URL: <http://www.coroflot.com/imarte/FIFO-MYME-UNITY>>.*
Musubo Introduces Eden, Sexy, Ripple and Rubber iPhone 4/4S Cases, posted at blog.mytrendyphone.co.uk, posting date Jun. 22, 2012, [online], [site visited Aug. 7, 2017]. Available from Internet, <URL: <http://blog.mytrendyphone.co.uk/musubo-introduces-eden-sexy-ripple-and-rubber-iphone-44s-cases/>>.*

* cited by examiner

Primary Examiner — Susan E Krakower
Assistant Examiner — Lisa A Grabenstetter
(74) *Attorney, Agent, or Firm* — Dunlap Bennett & Ludwig PLLC; Brendan Squire

(57) **CLAIM**

The ornamental design for a cell phone case, as shown and described.

DESCRIPTION

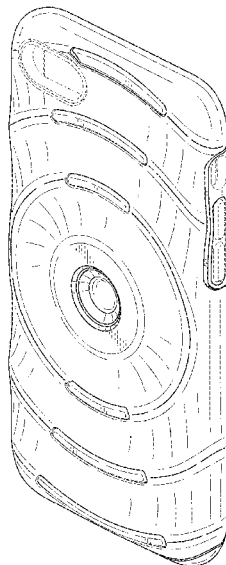
FIG. 1 is a front perspective view of the cell phone case showing my new design;
FIG. 2 is a front elevation view thereof;
FIG. 3 is a rear elevation view thereof;
FIG. 4 is a left side elevation view thereof;
FIG. 5 is a right side elevation view thereof;
FIG. 6 is a top plan view thereof; and,
FIG. 7 is a bottom plan view thereof.
The broken lines shown in the drawings illustrate portions of the cell phone case that form no part of the claimed design. The dash-dot-dash line indicates the boundary that forms no part of the claimed design.

1 Claim, 5 Drawing Sheets

(56) **References Cited**

U.S. PATENT DOCUMENTS

- D443,761 S * 6/2001 Lindeman D19/77
- D476,810 S * 7/2003 Liebe D3/273
- D503,280 S * 3/2005 Eberwein D3/321
- D634,725 S * 3/2011 Ewing, Jr. D14/138 G
- D639,260 S * 6/2011 Carroll D14/138 G
- D650,776 S * 12/2011 Bau D14/250
- D668,246 S * 10/2012 Fathollahi D14/250
- D676,034 S * 2/2013 Stuart D14/250
- D681,594 S * 5/2013 Hong D14/138 G
- D685,360 S * 7/2013 Chen D14/250
- D685,363 S * 7/2013 Murchison D14/250
- D687,806 S * 8/2013 Hachiya D14/138 G



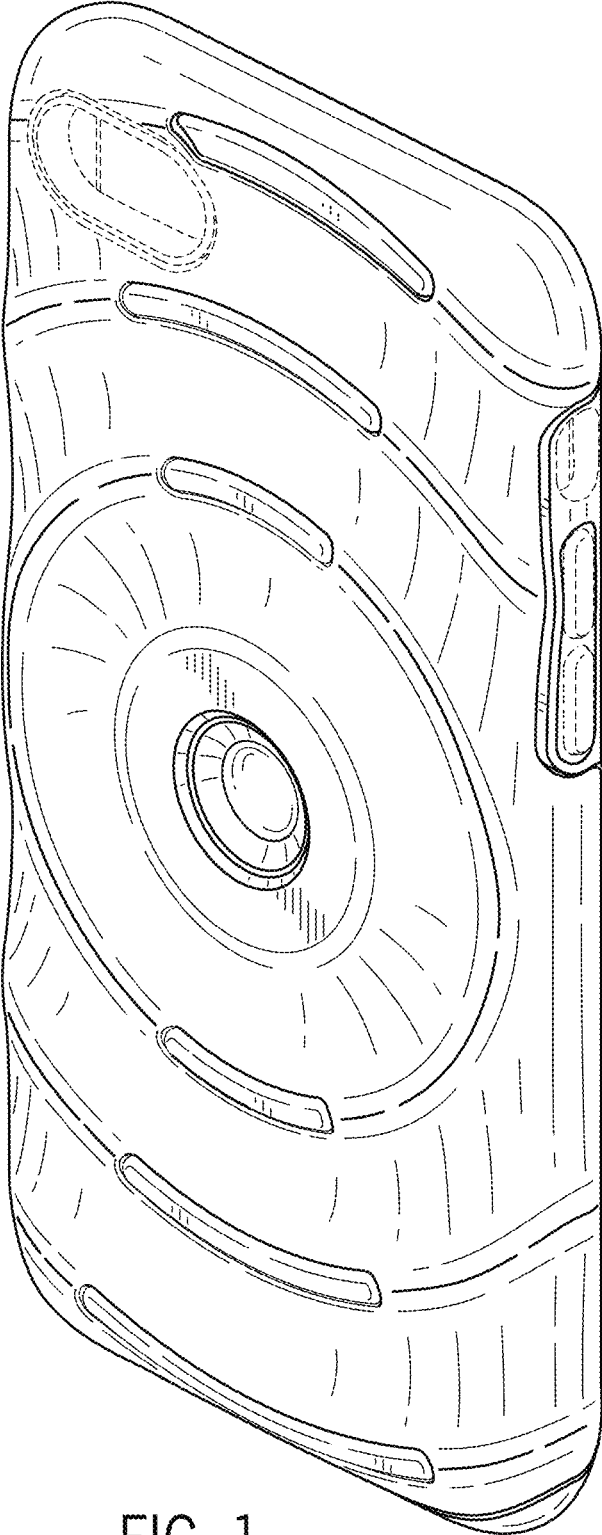


FIG. 1

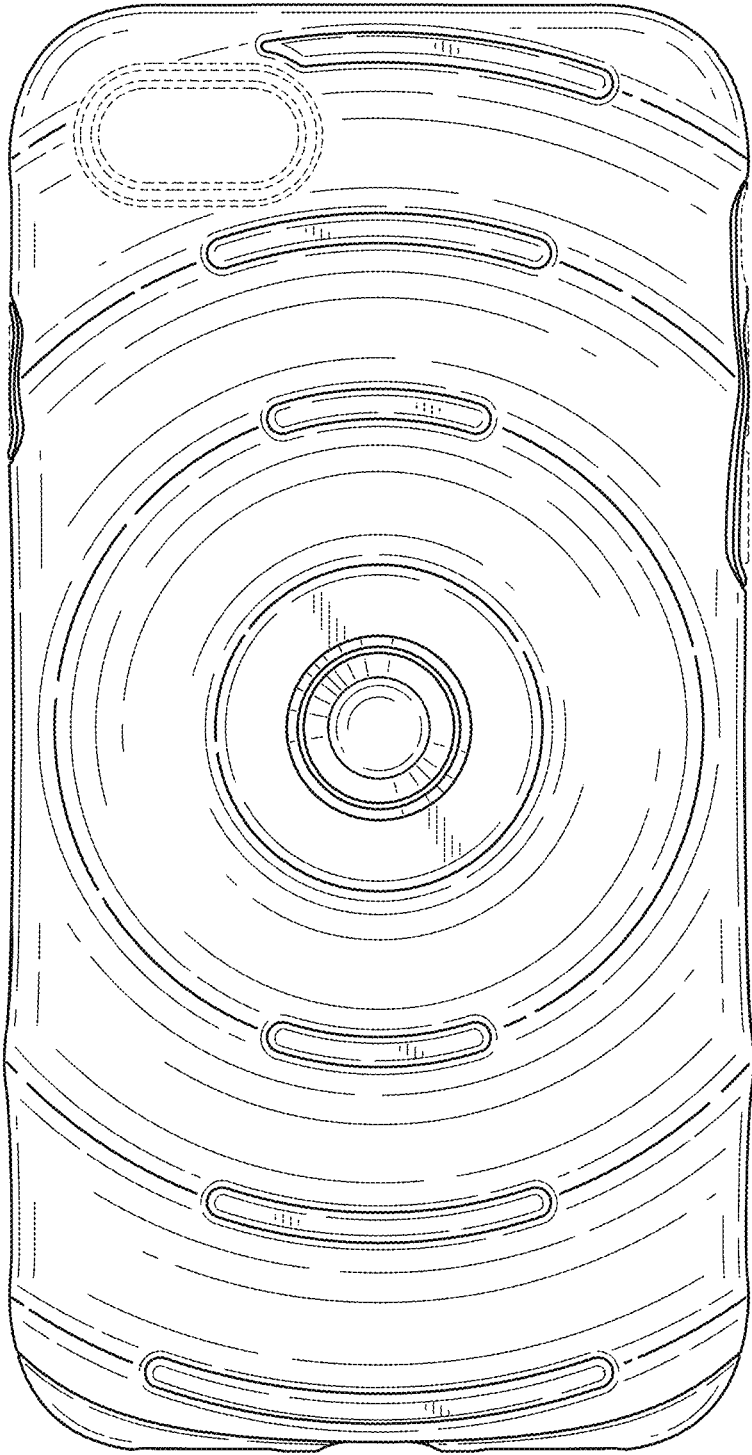


FIG. 2

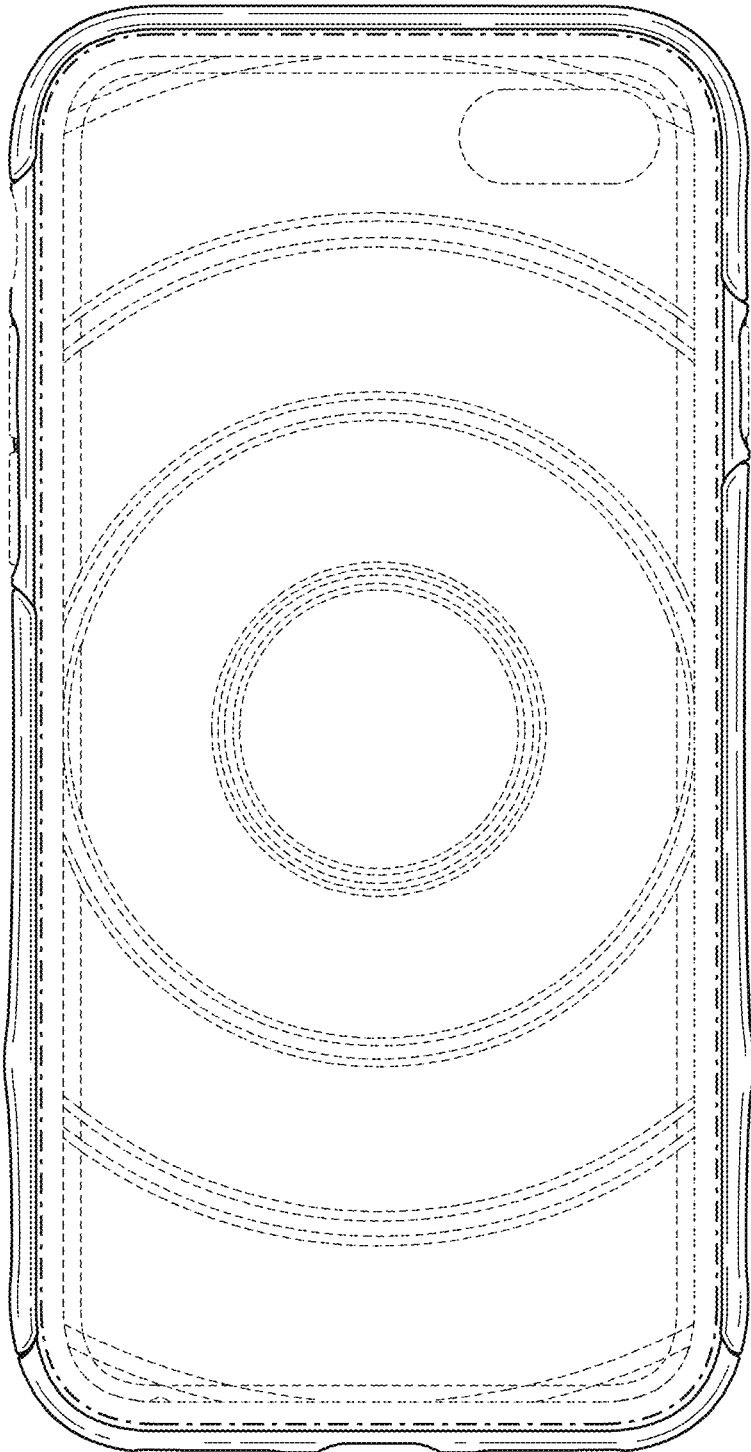


FIG. 3




FIG. 4




FIG. 5




FIG. 6

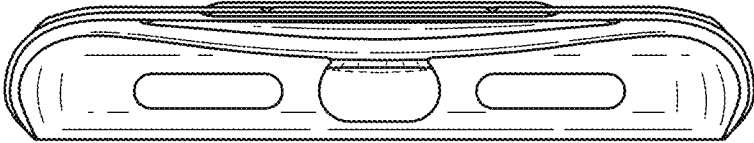


FIG. 7