



US00D476905S

(12) **United States Design Patent** (10) **Patent No.:** **US D476,905 S**  
**El Kadiri** (45) **Date of Patent:** **\*\* Jul. 8, 2003**

- (54) **WATCH CASE**
- (75) **Inventor:** **Hakim El Kadiri, St-Blaise (CH)**
- (73) **Assignee:** **Swatch AG (Swatch SA) (Swatch Ltd.), Bienne (CH)**
- (\*\*) **Term:** **14 Years**
- (21) **Appl. No.:** **29/163,768**
- (22) **Filed:** **Jul. 12, 2002**
- (30) **Foreign Application Priority Data**  
Jan. 14, 2002 (WO) ..... DM/058 480
- (51) **LOC (7) Cl.** ..... **10-02**
- (52) **U.S. Cl.** ..... **D10/30**
- (58) **Field of Search** ..... D10/1-40, 122-132;  
368/280-282, 276-277, 285, 294-295

D457,818 S \* 5/2002 Avranches ..... D10/39  
2002/0064099 A1 \* 5/2002 Wyssbrod ..... 368/113

**OTHER PUBLICATIONS**

Swiss Watch & Jewelry Journal—1987—p. 709—Swatch watches at bottom-right.\*  
Bloomingdales Cat.—Jun. 1994—p.22—Swatch watches.\*  
European Jeweler (DGZ)—May 1977—p.42—5 watches at middle.\*  
Jeweler’s Circular—Keystone—Sep. 1985—p. 53—2 watches at center-left.\*

\* cited by examiner

*Primary Examiner*—Nelson C. Holtje  
(74) *Attorney, Agent, or Firm*—Collen IP; Donald J. Ranft

(57) **CLAIM**

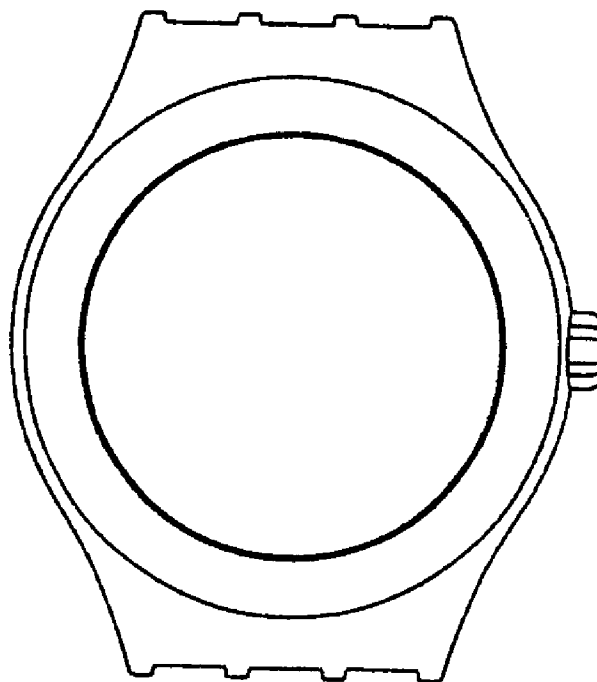
The ornamental design for a watch case, as shown and described.

**DESCRIPTION**

FIG. 1 is a front view of my new and ornamental design for a watch case;  
FIG. 2 is a back view thereof;  
FIG. 3 is a top view thereof;  
FIG. 4 is a bottom view thereof;  
FIG. 5 is a right side view thereof;  
FIG. 6 is a left side view thereof; and,  
FIG. 7 is a right front perspective view thereof.

**1 Claim, 7 Drawing Sheets**

- (56) **References Cited**  
**U.S. PATENT DOCUMENTS**
- D246,577 S \* 12/1977 Inaba ..... D10/30
- D283,401 S \* 4/1986 Lung ..... D10/30
- 4,624,581 A \* 11/1986 Mock et al. .... 368/282
- D323,996 S \* 2/1992 Nakazawa ..... D10/39
- D327,023 S \* 6/1992 Dizier ..... D10/39
- D327,445 S \* 6/1992 Fujihara ..... D10/39
- D357,421 S \* 4/1995 Tsukada ..... D10/39
- D413,816 S \* 9/1999 Schiavo et al. .... D10/30
- D449,005 S \* 10/2001 Ando ..... D10/30



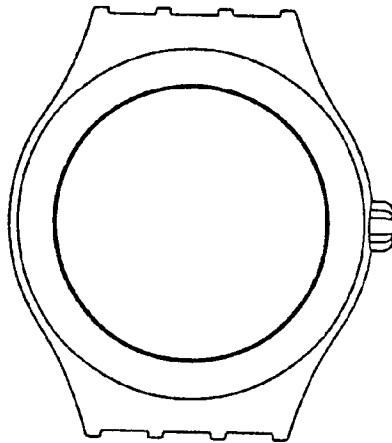


Figure 1

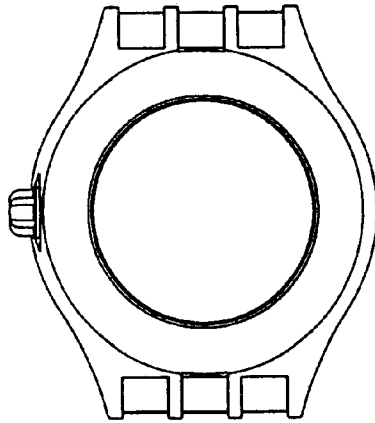


Figure 2




Figure 3

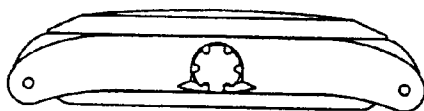


Figure 4

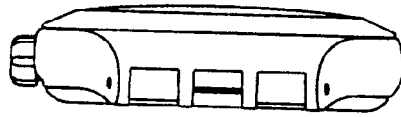


Figure 5




Figure 6

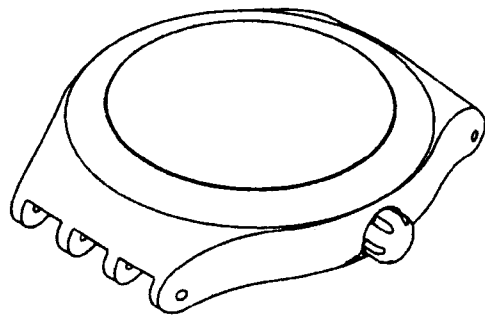


Figure 7