



US00D906921S

(12) **United States Design Patent**
Liu

(10) **Patent No.:** **US D906,921 S**

(45) **Date of Patent:** **** Jan. 5, 2021**

(54) **VEHICLE WHEEL**

(71) Applicant: **CITIC Dicastal Co., Ltd.**,
Qinhuangdao (CN)

(72) Inventor: **Zhichong Liu**, Qinhuangdao (CN)

(73) Assignee: **CITIC Dicastal Co., Ltd.**,
Qinhuangdao (CN)

(**) Term: **15 Years**

(21) Appl. No.: **29/701,586**

(22) Filed: **Aug. 13, 2019**

(30) **Foreign Application Priority Data**

Feb. 14, 2019 (CN) 2019 3 00637742

(51) **LOC (13) CL.** **12-16**

(52) **U.S. CL.**
USPC **D12/209**

(58) **Field of Classification Search**

USPC D12/204–213; D21/563
CPC B60B 7/00; B60B 7/02; B60B 7/04; B60B
7/01; B60B 7/06; B60B 3/02; B60B 3/04;
B60B 3/06; B60B 3/10; B60B 1/00;
B60B 1/08; B60B 1/10; B60B 1/12

See application file for complete search history.

(56) **References Cited**

U.S. PATENT DOCUMENTS

D402,951 S *	12/1998	Wechner	D12/211
D432,071 S *	10/2000	Brown	D12/211
D479,178 S *	9/2003	Lai	D12/211
D494,525 S *	8/2004	Borkert	D12/211
D499,686 S *	12/2004	Song	D12/211
D509,467 S *	9/2005	Gabath	D12/211
D526,947 S *	8/2006	Kim	D12/209
D543,922 S *	6/2007	Young	D12/209

D623,111 S *	9/2010	Spoerle	D12/211
D632,239 S *	2/2011	Gallert	D12/211
D638,765 S *	5/2011	Yoon	D12/211
D655,663 S *	3/2012	Zhao	D12/211
D667,769 S *	9/2012	Pollmann	D12/209
D671,060 S *	11/2012	Baum	D12/209
D671,481 S *	11/2012	Amezket	D12/211
D688,190 S *	8/2013	Hodges	D12/211
D695,198 S *	12/2013	Juergens	D12/211
D710,287 S *	8/2014	Ishii	D12/209
D768,048 S *	10/2016	Johnson	D12/211
D771,542 S *	11/2016	Peat	D12/211
D777,640 S *	1/2017	Bazinski	D12/211
D788,008 S *	5/2017	Zhao	D12/211
D794,530 S *	8/2017	Langhals	D12/211
D797,637 S *	9/2017	Wolff	D12/211
D803,752 S *	11/2017	Sempek	D12/211
D824,832 S *	8/2018	Oh	D12/209
D828,268 S *	9/2018	Nakamura	D12/209
D852,703 S *	7/2019	De Jung	D12/209
D858,410 S *	9/2019	Classen	D12/209
D880,391 S *	4/2020	Liu	D12/209
D882,484 S *	4/2020	Metros	D12/209
D888,640 S *	6/2020	Hough	D12/209
D897,921 S *	10/2020	Kafantaris	D12/209

* cited by examiner

Primary Examiner — Stacia A Cadmus

(74) *Attorney, Agent, or Firm* — IPPro, PLLC; Qian Gu

(57) **CLAIM**

The ornamental design for a vehicle wheel, as shown and described.

DESCRIPTION

FIG. 1 is a front view of a vehicle wheel;
FIG. 2 is a left side view of the vehicle wheel; a right side
view is the mirror image of the left side view and is not
separately depicted; and,
FIG. 3 is a perspective view of the vehicle wheel.

1 Claim, 3 Drawing Sheets







Fig. 1




Fig. 2



Fig. 3