



(12) **United States Design Patent**  
**Trinh et al.**

(10) **Patent No.:** **US D607,670 S**  
(45) **Date of Patent:** **\*\* Jan. 12, 2010**

(54) **DISPLAY APPARATUS**

(75) Inventors: **Nick Quang Trinh**, Minneapolis, MN (US); **Jeffrey P. Pirro**, Marcellus, NY (US); **Matthew W. Farrell**, Syracuse, NY (US)

(73) Assignee: **Target Brands, Inc.**, Minneapolis, MN (US)

(\*\*) Term: **14 Years**

(21) Appl. No.: **29/344,002**

(22) Filed: **Sep. 22, 2009**

(51) **LOC (9) Cl.** ..... **06-04**

(52) **U.S. Cl.** ..... **D6/478**

(58) **Field of Classification Search** ..... D6/464,  
D6/449, 455, 457, 470-472, 474-475, 477,  
D6/478, 567; 108/107, 144.11, 149, 59,  
108/161, 108; 312/107, 114; 211/59.4, 134,  
211/69, 186-192

See application file for complete search history.

(56) **References Cited**

U.S. PATENT DOCUMENTS

4,776,472 A *	10/1988	Rosen	.....	211/187
D322,523 S	12/1991	Brooks et al.		
D342,398 S	12/1993	Lemmerman et al.		
D344,419 S	2/1994	Stoddard		
D351,076 S	10/1994	Eliadis et al.		
D352,198 S	11/1994	Wright et al.		
D364,289 S	11/1995	Gerber		
D365,706 S *	1/1996	Campbell	.....	D6/477
D395,561 S *	6/1998	Gongora et al.	.....	D6/449
5,979,677 A	11/1999	Simpson, II et al.		
D426,727 S	6/2000	Rummler et al.		
D433,253 S *	11/2000	Gingrich et al.	.....	D6/479
6,170,678 B1	1/2001	de la Fuente		
D438,879 S *	3/2001	Tombs	.....	D15/81
D440,335 S	4/2001	Kuo		
D441,583 S	5/2001	Schmidt		
D461,334 S	8/2002	Johnson et al.		

6,450,106 B2	9/2002	McIntyre		
D468,934 S	1/2003	Dienstmann		
D486,673 S *	2/2004	Hessell	.....	D6/474
D537,655 S	3/2007	Hessell		
D538,556 S	3/2007	Arias		
D547,569 S	7/2007	Yan et al.		
D557,629 S	12/2007	Maes		
D559,013 S	1/2008	McLaughlin et al.		
D573,369 S *	7/2008	Sparkowski	.....	D6/463
D575,532 S	8/2008	Whetman		
D580,193 S *	11/2008	Sparkowski	.....	D6/463
D586,147 S	2/2009	Tsay et al.		

\* cited by examiner

*Primary Examiner*—Elizabeth A Albert  
*Assistant Examiner*—Kelley A Donnelly  
(74) *Attorney, Agent, or Firm*—Fish & Richardson P.C.

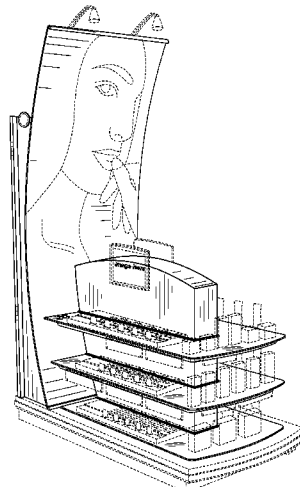
(57) **CLAIM**

The ornamental design for a display apparatus, substantially as shown and described.

**DESCRIPTION**

FIG. 1 is a perspective view of a display apparatus.  
FIG. 2 is a front elevation view of the display apparatus of FIG. 1.  
FIG. 3 is a rear elevation view of the display apparatus of FIG. 1.  
FIG. 4 is a right elevation view of the display apparatus of FIG. 1.  
FIG. 5 is a left elevation view of the display apparatus of FIG. 1.  
FIG. 6 is a top plan view of the display apparatus of FIG. 1; and,  
FIG. 7 is a bottom plan view of the display apparatus of FIG. 1.  
The broken lines are for environmental purposes only and form no part of the claimed design.

**1 Claim, 7 Drawing Sheets**






FIG. 1

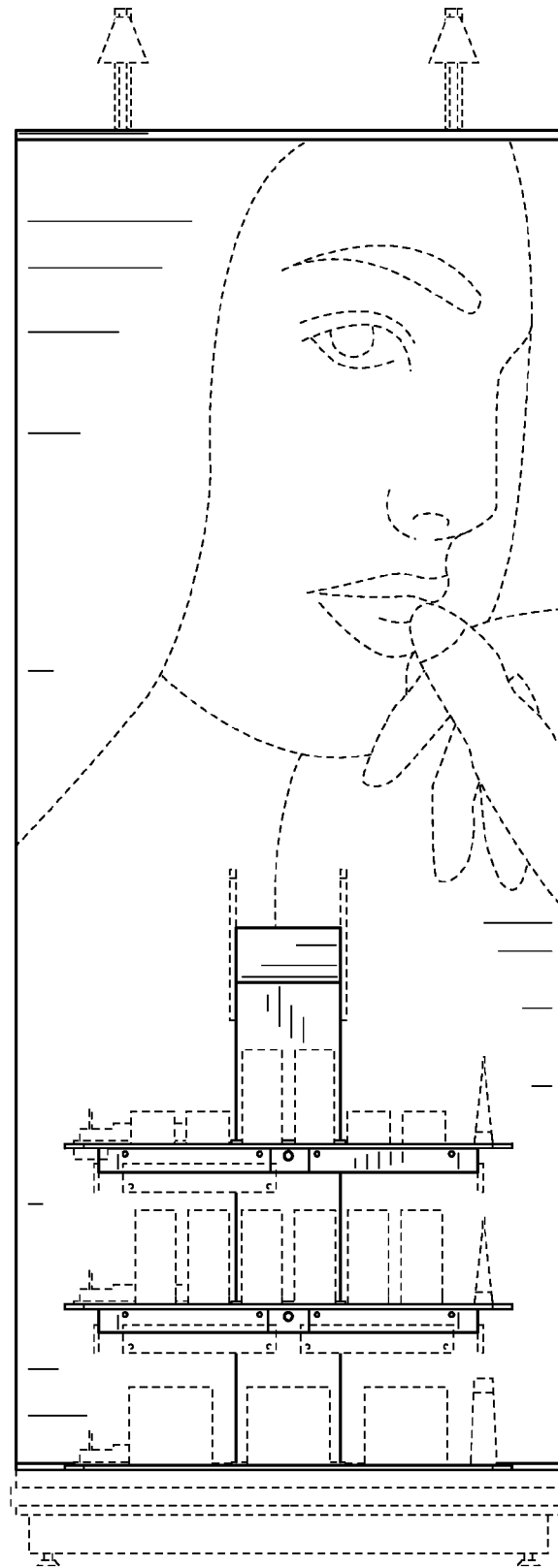


FIG. 2




FIG. 3

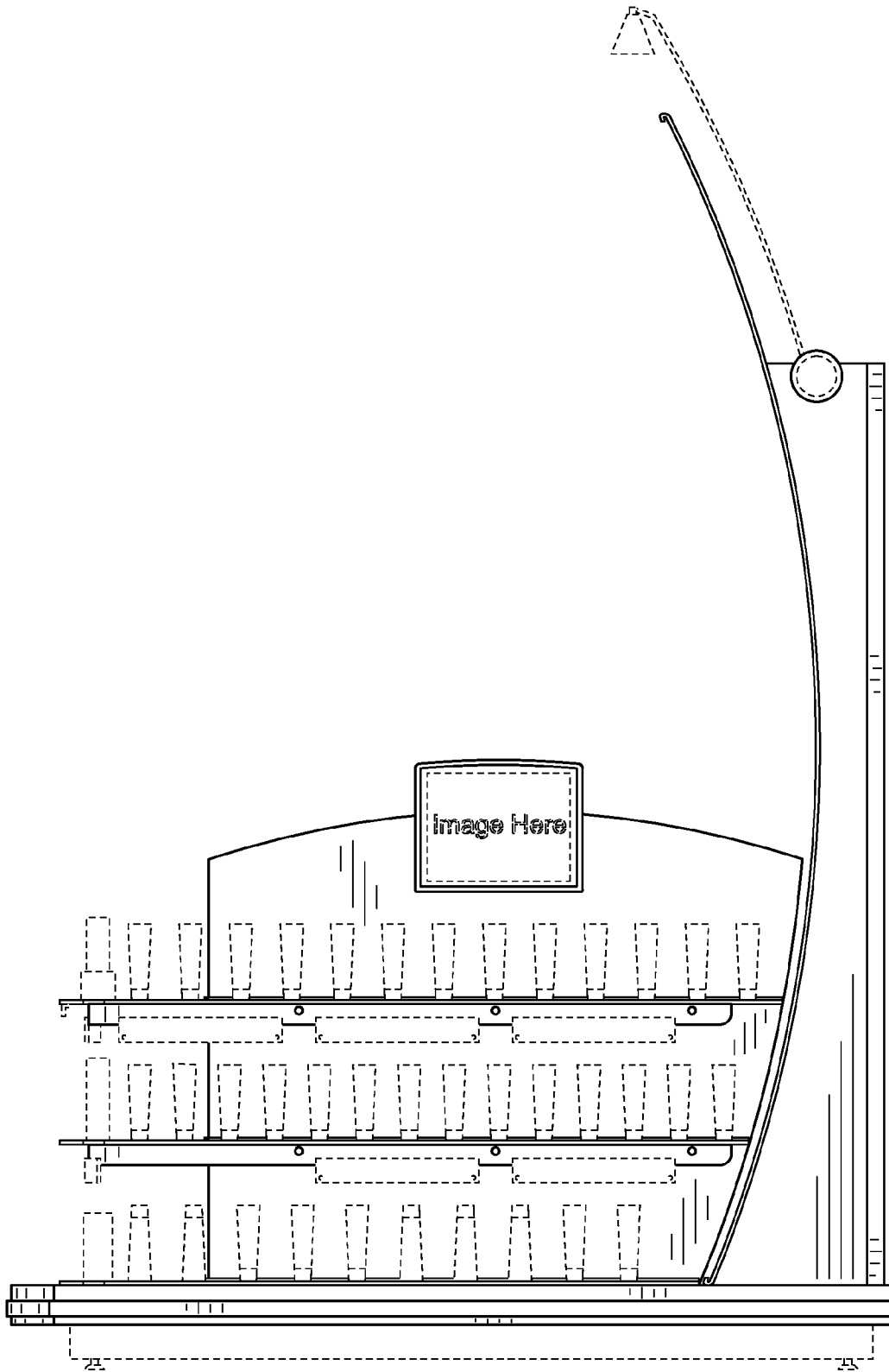


FIG. 4

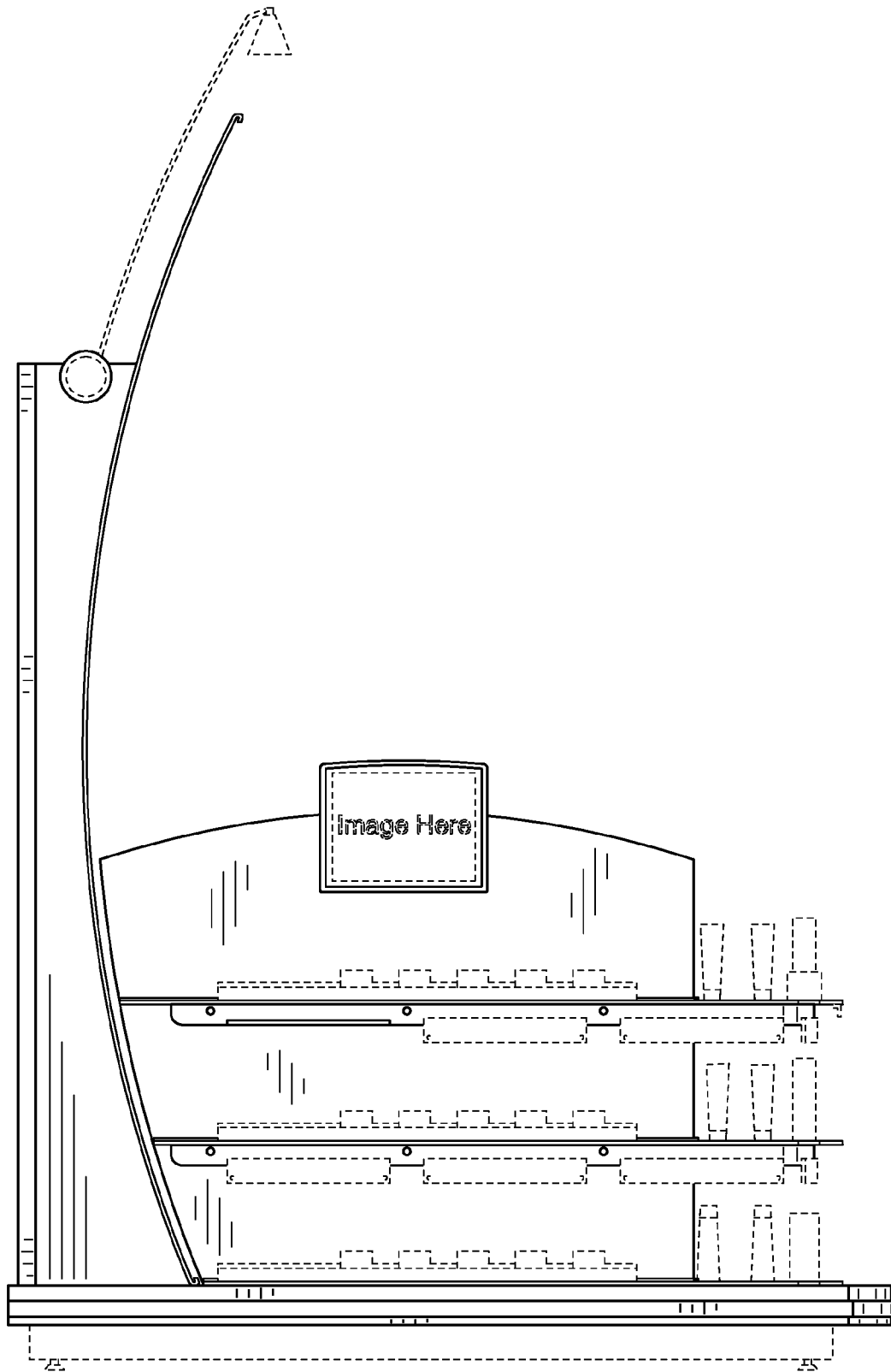


FIG. 5

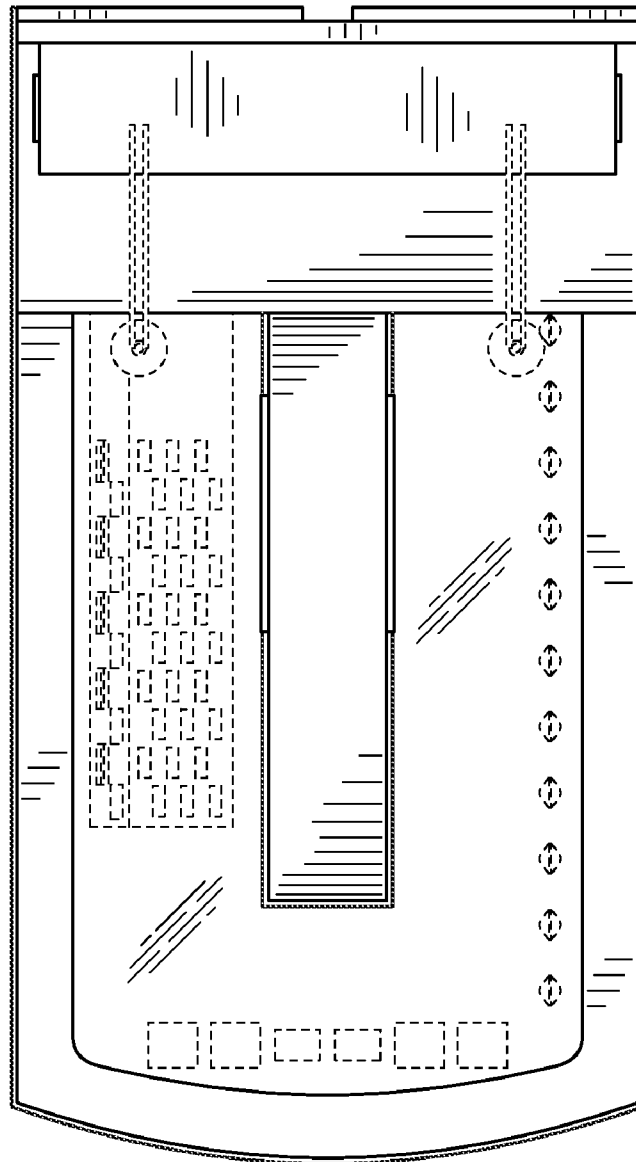


FIG. 6




FIG. 7