



US00D791377S

(12) **United States Design Patent** (10) **Patent No.:** **US D791,377 S**  
**Bilodeau et al.** (45) **Date of Patent:** **\*\* Jul. 4, 2017**

(54) **VEHICLE TAILLIGHT**  
(71) Applicant: **Tesla Motors, Inc.**, Palo Alto, CA (US)  
(72) Inventors: **Julien Bilodeau**, Culver City, CA (US);  
**Franz Von Holzhausen**, Malibu, CA (US); **Bernard Lee**, Aliso Viejo, CA (US); **David T Imai**, Los Angeles, CA (US)  
(73) Assignee: **TESLA, INC.**, Palo Alto, CA (US)

D602,616 S \* 10/2009 Okamura ..... D26/28  
D605,793 S \* 12/2009 Weil ..... D26/28  
D620,157 S \* 7/2010 Frenzel ..... D26/28

\* cited by examiner

*Primary Examiner* — Marcus Jackson  
(74) *Attorney, Agent, or Firm* — Garlick & Markison;  
Bruce E. Garlick

(\*\*) Term: **15 Years**

(57) **CLAIM**

(21) Appl. No.: **29/559,688**

The ornamental design for a vehicle taillight, as shown and described.

(22) Filed: **Mar. 30, 2016**

(51) **LOC (10) Cl.** ..... **26-06**

(52) **U.S. Cl.**

USPC ..... **D26/28**

(58) **Field of Classification Search**

USPC ..... D26/28–36; 362/80–83, 267–269,  
362/459–468, 475–478, 485–487

CPC ..... F21S 48/00; F21S 48/10; F21S 48/115;  
F21S 48/1233; F21S 48/1266; F21S  
48/2268; F21V 21/04

See application file for complete search history.

**DESCRIPTION**

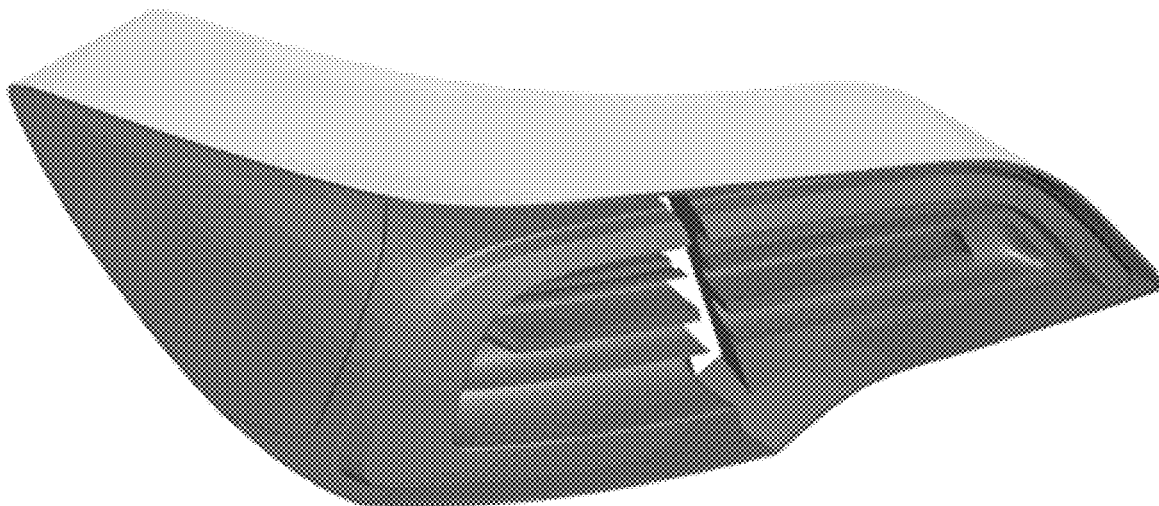
FIG. 1 shows a front view of a vehicle taillight.  
FIG. 2 is a perspective view thereof.  
FIG. 3 is another perspective view thereof; and,  
FIG. 4 is a top view thereof.  
The ornamental design is shown in the areas shaded in a dark color. Areas shaded in a light color (i.e., the inward housing of the vehicle taillight) are for illustrative purposes only and form no part of the claimed design.

(56) **References Cited**

**U.S. PATENT DOCUMENTS**

D553,268 S \* 10/2007 Pfeiffer ..... D26/28  
D565,211 S \* 3/2008 Haller ..... D26/28  
D570,015 S \* 5/2008 Hsu ..... D26/28

**1 Claim, 4 Drawing Sheets**






FIG. 1




FIG. 2

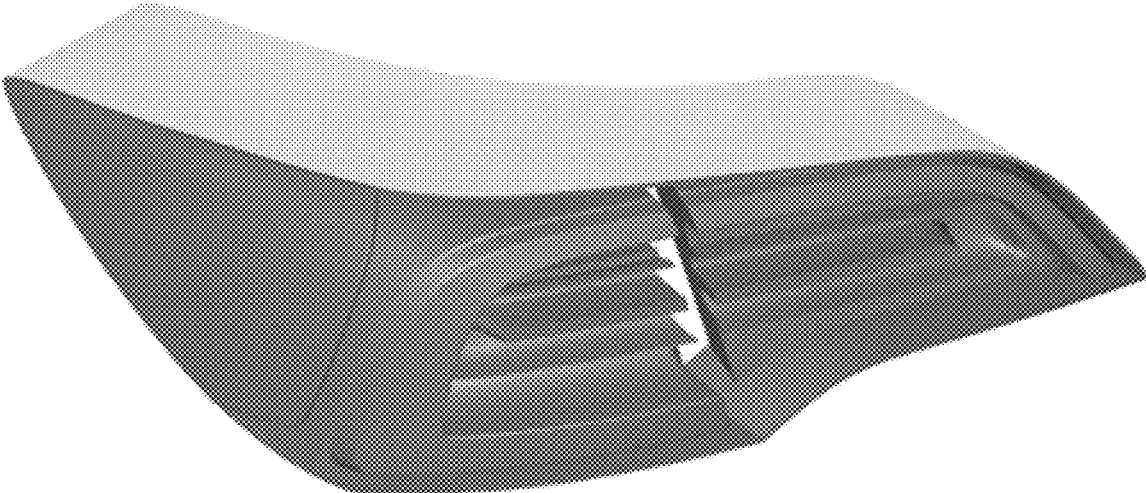


FIG. 3



FIG. 4