



US00D644039S

(12) **United States Design Patent**
Naples et al.

(10) **Patent No.:** **US D644,039 S**

(45) **Date of Patent:** **** Aug. 30, 2011**

(54) **MERCHANDISING DISPLAY RACK**

(75) Inventors: **Chrissy Naples**, Atlanta, GA (US);
Vince Voron, Duluth, GA (US); **Brad Griffin**, Rock Hill, SC (US)

(73) Assignee: **The Coca-Cola Company**, Atlanta, GA (US)

(**) Term: **14 Years**

(21) Appl. No.: **29/383,849**

(22) Filed: **Jan. 24, 2011**

(51) **LOC (9) Cl.** **06-04**

(52) **U.S. Cl.** **D6/449**

(58) **Field of Classification Search** D6/449,
D6/479, 473, 478, 396, 484, 477, 436, 408,
D6/509; 211/87.01, 36, 42, 43, 85.1, 85.2,
211/188, 85.26, 59.2, 59.3; 108/193, 110;
312/107-108, 351, 283, 257.1; 248/174,
248/176.1; D20/119

See application file for complete search history.

(56) **References Cited**

U.S. PATENT DOCUMENTS

D347,754	S	*	6/1994	Mehlin	D6/479
5,628,256	A	*	5/1997	Lazarus	108/110
5,685,238	A	*	11/1997	Chambers	108/193
D417,801	S	*	12/1999	Robert	D6/449
D426,987	S	*	6/2000	Lewis	D6/479

D447,364	S	*	9/2001	Stone	D6/477
6,315,135	B1	*	11/2001	Stuart	211/87.01
D477,160	S	*	7/2003	Grosfillex	D6/479
D492,138	S	*	6/2004	Dardashti	D6/479
D495,901	S	*	9/2004	Bosman	D6/479
D522,278	S	*	6/2006	O'Reilly	D6/479
D525,455	S	*	7/2006	O'Reilly	D6/436
D528,327	S	*	9/2006	O'Reilly	D6/479
D538,068	S	*	3/2007	Newhouse et al.	D6/484
D538,556	S	*	3/2007	Arias	D6/479
D608,115	S	*	1/2010	Trinh et al.	D6/477
D617,581	S	*	6/2010	Bauchet	D6/479

* cited by examiner

Primary Examiner — Philip S Hyder

Assistant Examiner — Sydney Buffalow

(74) *Attorney, Agent, or Firm* — Michael J. Kline


(57) **CLAIM**

We claim the ornamental design for a merchandising display rack, as shown and described.

DESCRIPTION

FIG. 1 is a front left perspective view of a merchandising display rack showing our new design; FIG. 2 is a left side perspective view thereof; FIG. 3 is a right side elevational view thereof; FIG. 4 is a front elevational view thereof; FIG. 5 is a back elevational view thereof; FIG. 6 is a top plan view thereof; and, FIG. 7 is a bottom plan view thereof.

1 Claim, 6 Drawing Sheets



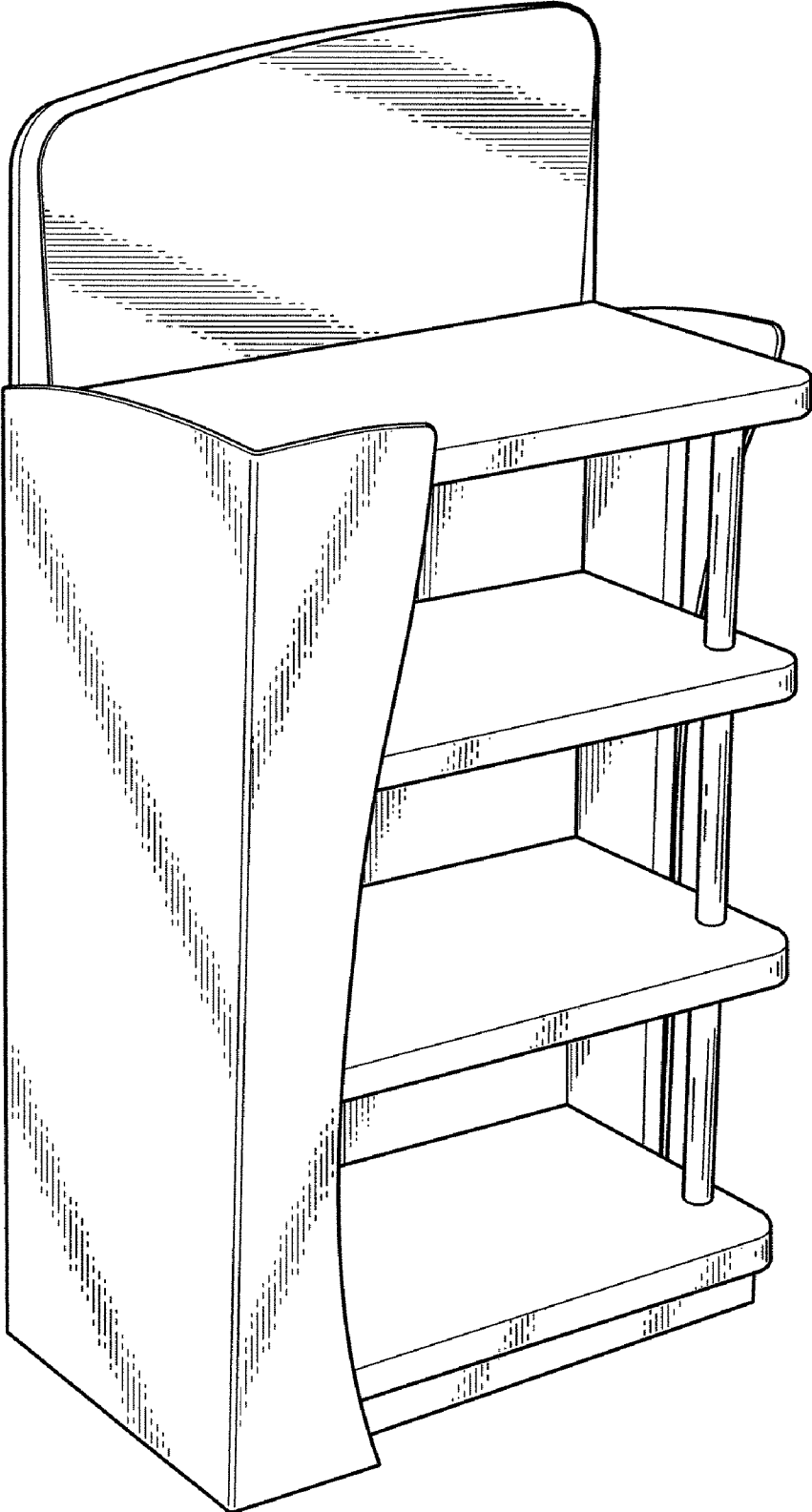


FIG. 1

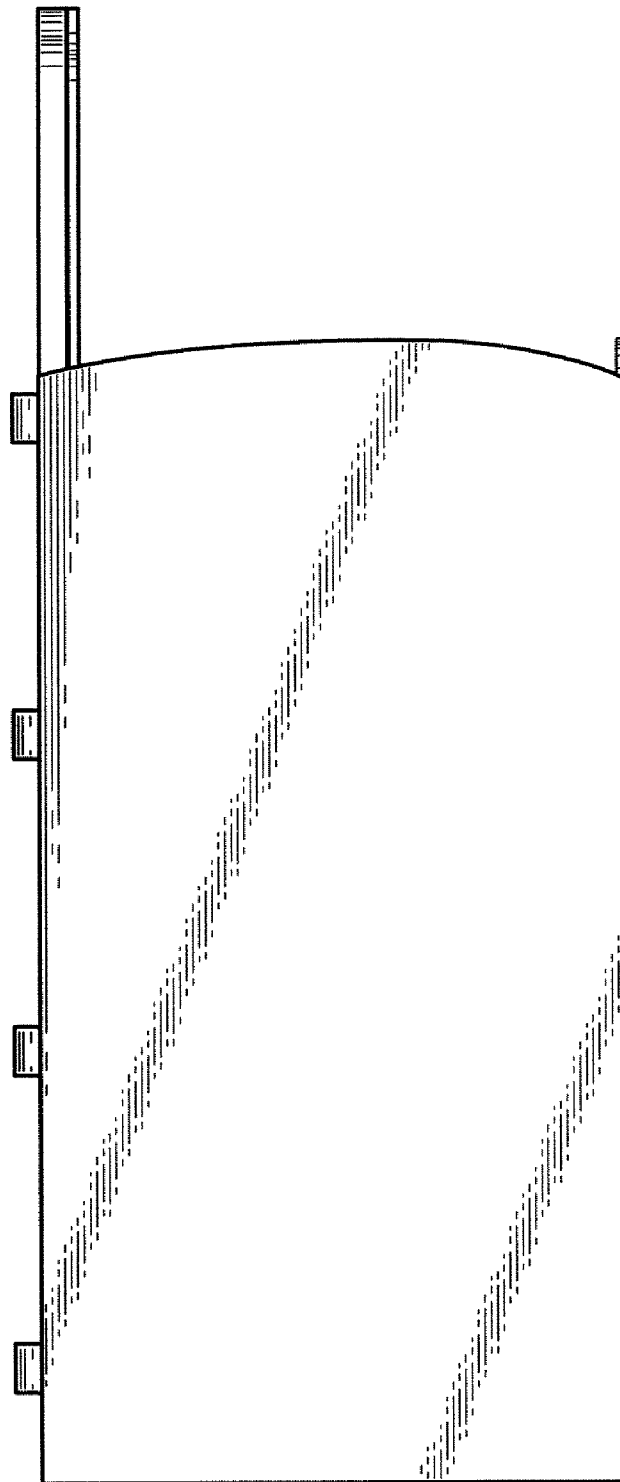


FIG. 2

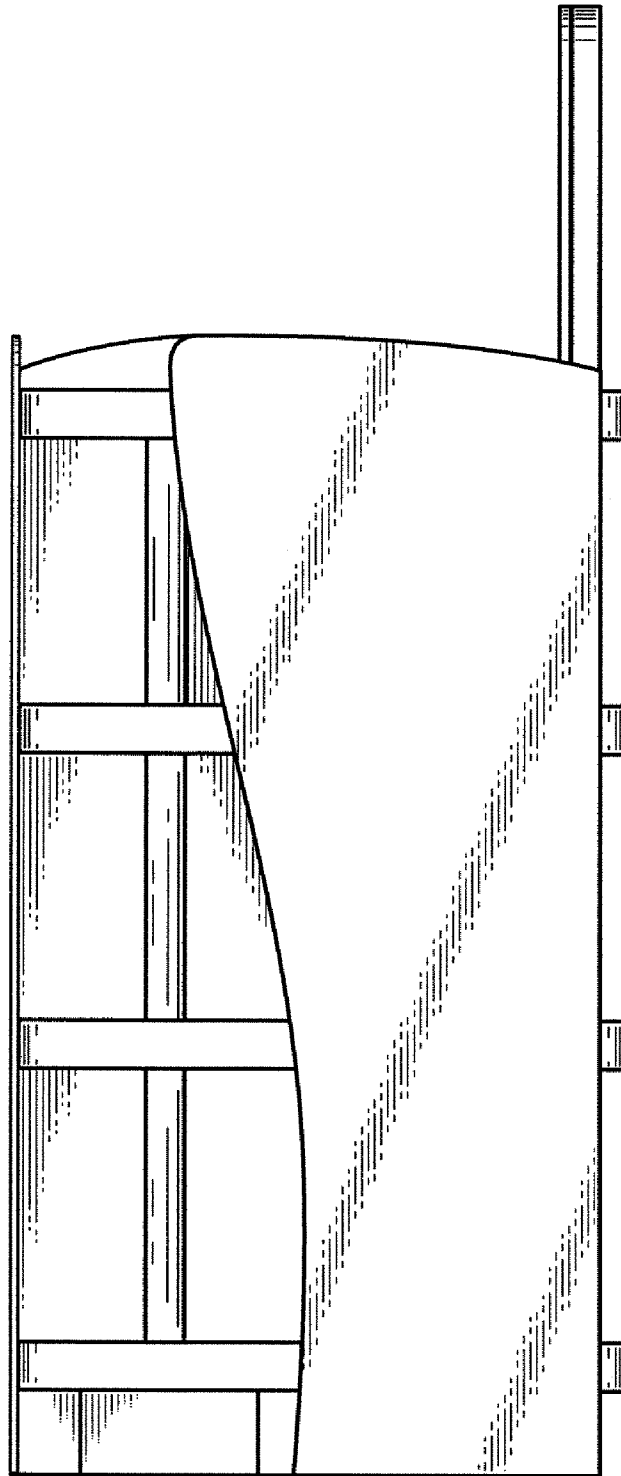


FIG. 3

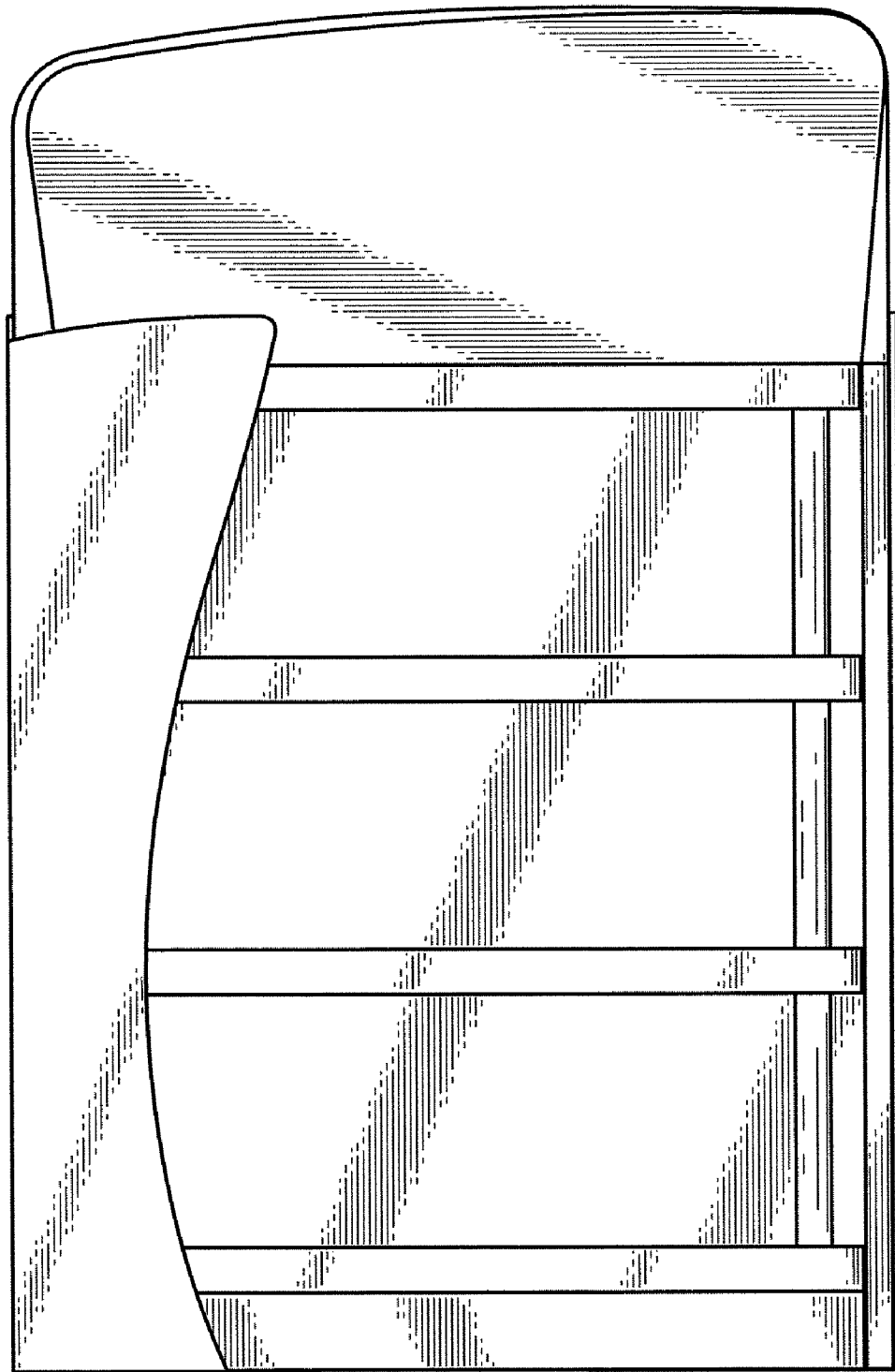


FIG. 4

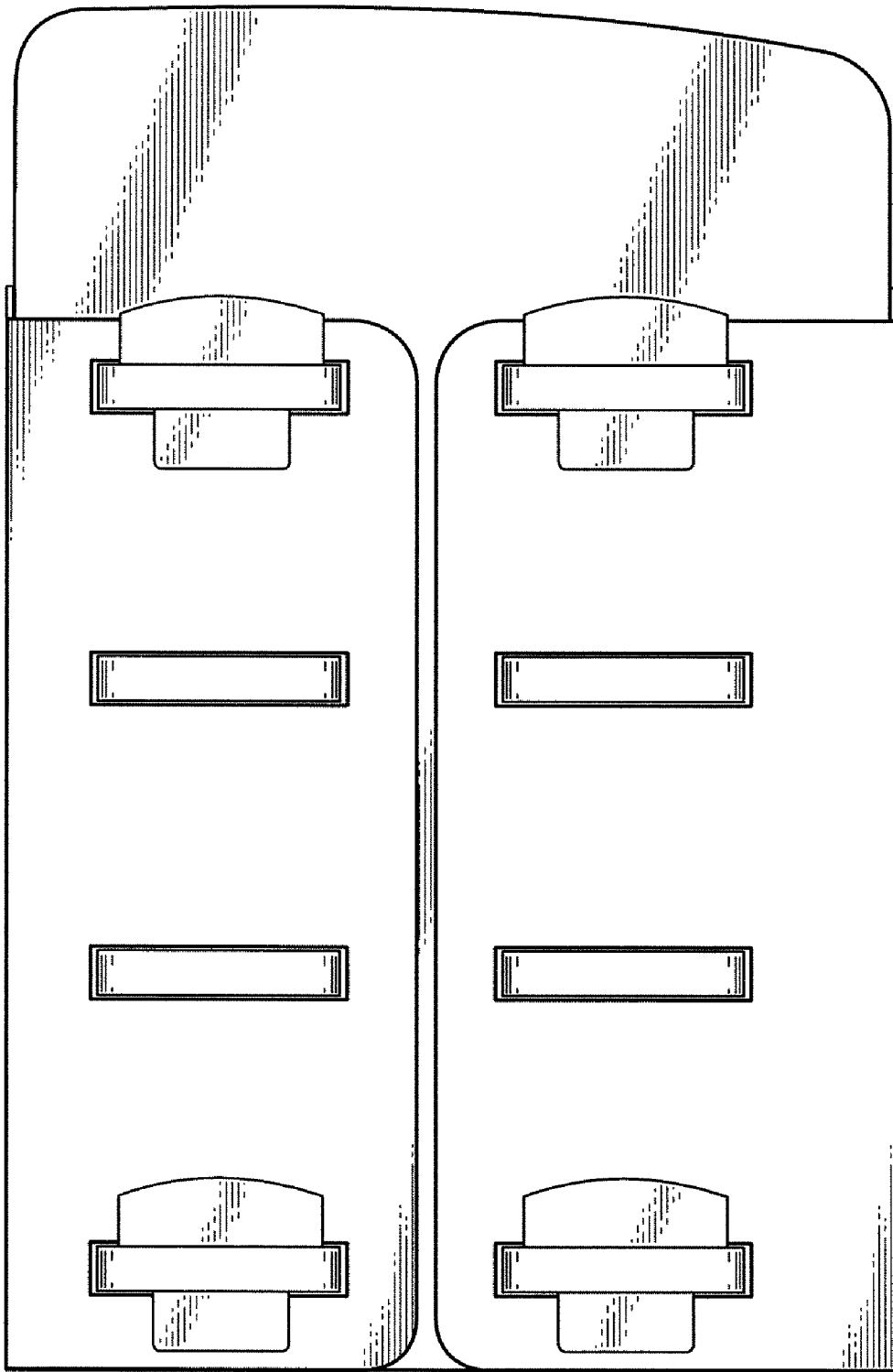


FIG. 5

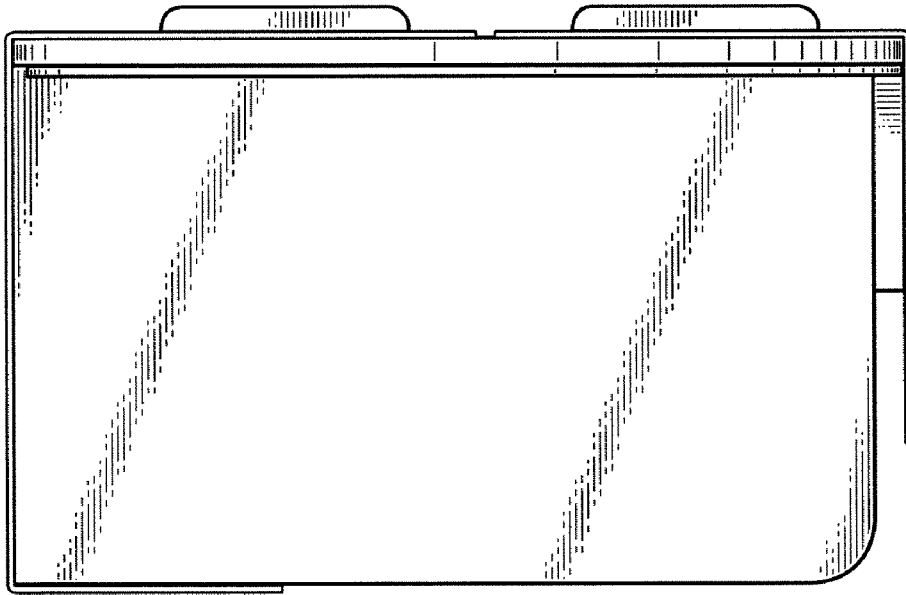


FIG. 6

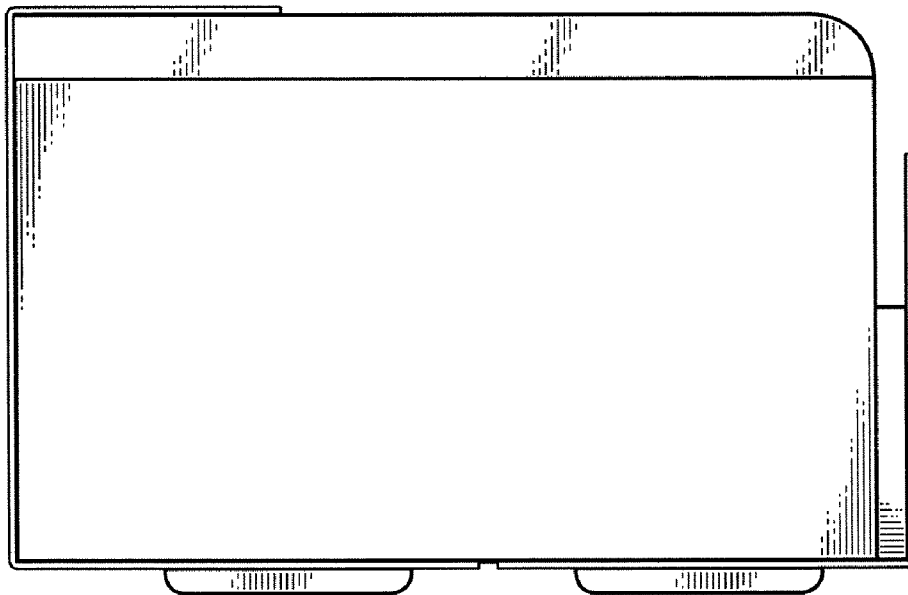


FIG. 7