



US00D46999S

(12) **United States Design Patent** (10) **Patent No.:** **US D469,999 S**
Christoffersen (45) **Date of Patent:** **** Feb. 11, 2003**

(54) **DISPOSABLE SEAT COVER**
(76) Inventor: **Kevin R. Christoffersen**, Box 16, Site 3, R.R. 1, Bowden, Alberta (CA), TOM-0K0

4,669,779 A * 6/1987 Kaganas et al. 297/224 X
4,844,539 A * 7/1989 Selbert 297/219.1 X
D321,805 S * 11/1991 Piciullo D6/611
D463,704 S * 10/2002 Hoffman, Jr. D6/611

(**) Term: **14 Years**

* cited by examiner

(21) Appl. No.: **29/161,362**

Primary Examiner—Louis S. Zarfaz
Assistant Examiner—Monica A. Weingart
(74) *Attorney, Agent, or Firm*—Donald R. Schoonover

(22) Filed: **May 29, 2002**

(57) **CLAIM**

(51) **LOC (7) Cl.** **06-13**
(52) **U.S. Cl.** **D6/611**
(58) **Field of Search** D6/610, 611, 612;
150/154, 158, 901; 297/218.5, 219.1, 223,
224, 225, 228.1, 228.11, 228.12, 228.13,
229

The ornamental design for disposable seat cover, as shown and described.

DESCRIPTION

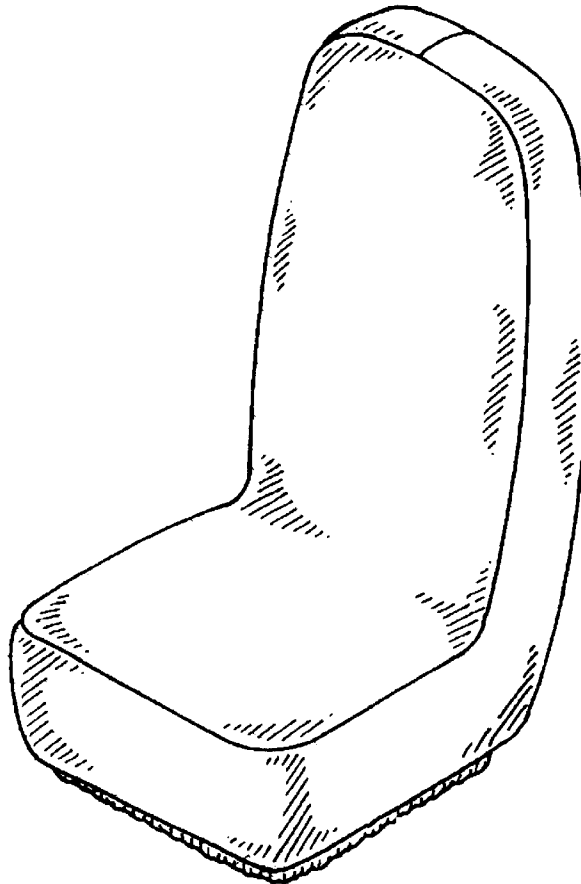
(56) **References Cited**

U.S. PATENT DOCUMENTS

1,820,104 A * 8/1931 Whaley 297/224
3,030,145 A 4/1962 Kottemann
3,180,681 A 4/1965 Buralli
3,371,957 A * 3/1968 Cook 297/228.1
4,413,857 A 11/1983 Hayashi

FIG. 1 is a perspective view of disposable seat cover embodying the design of the present invention;
FIG. 2 is a front elevational view thereof;
FIG. 3 is a rear elevational view thereof;
FIG. 4 is a left side elevational view thereof, the right side elevational view being a mirror image thereof;
FIG. 5 is a top plan view thereof; and,
FIG. 6 is a bottom plan view thereof.

1 Claim, 4 Drawing Sheets



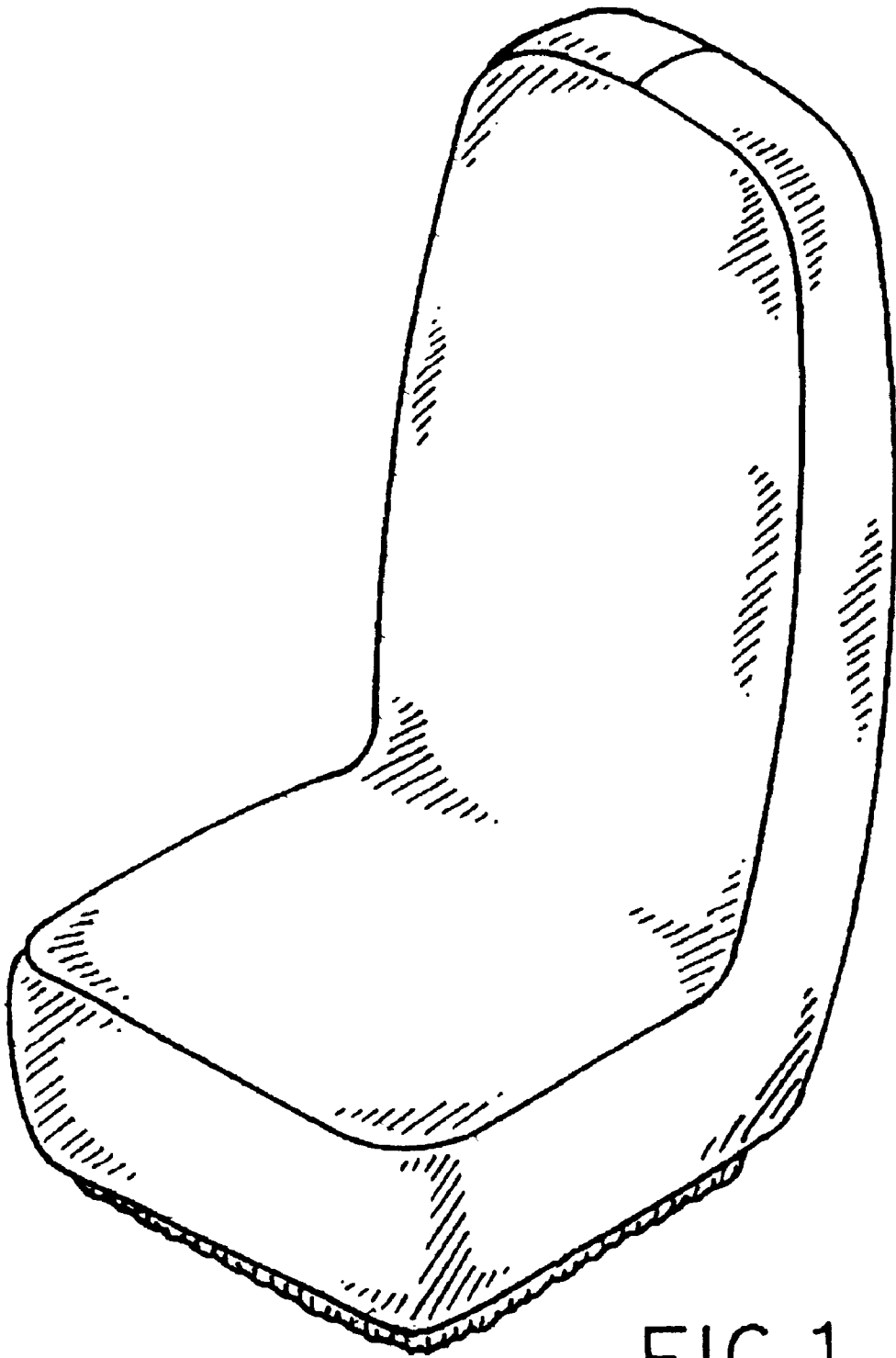


FIG. 1.

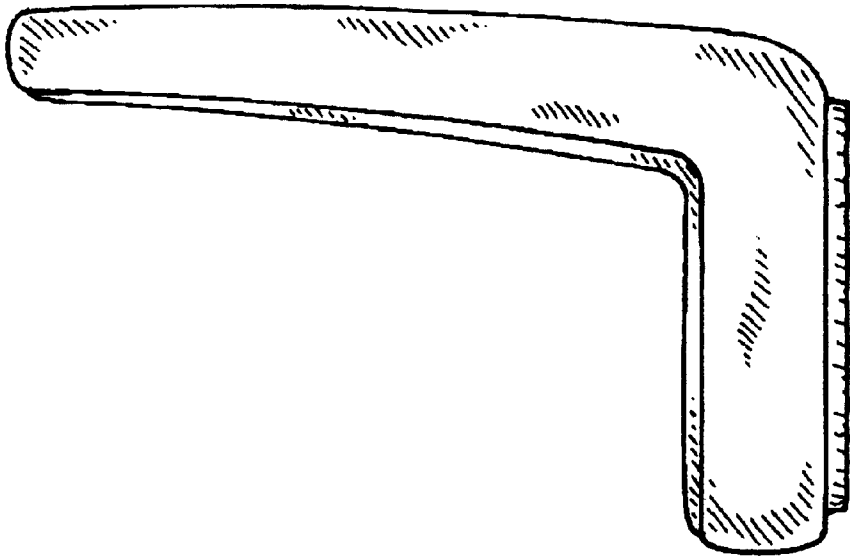


FIG. 4.

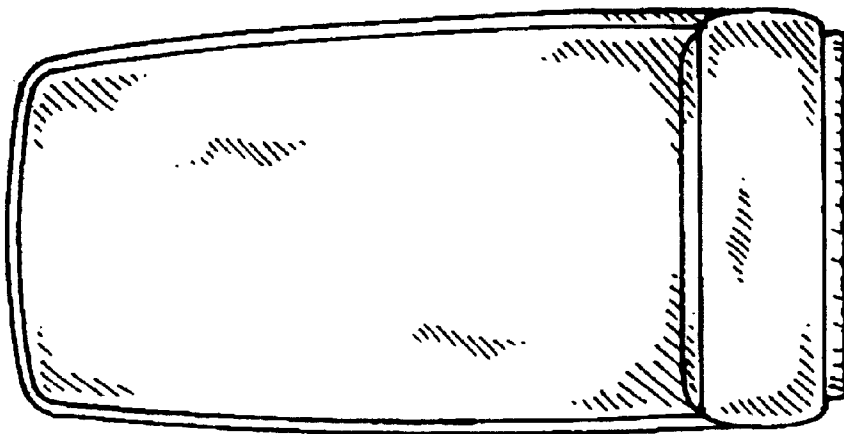


FIG. 2.

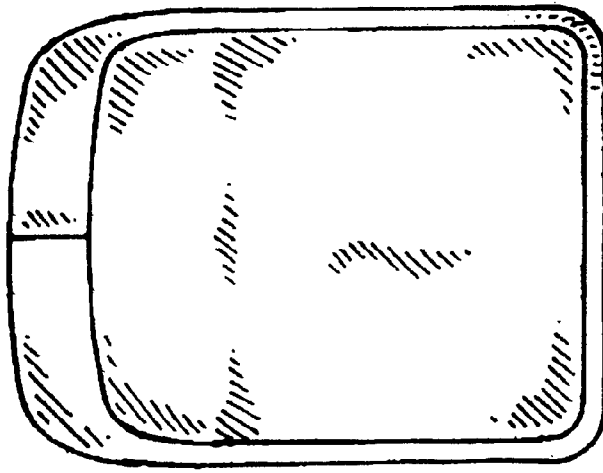


FIG. 5.

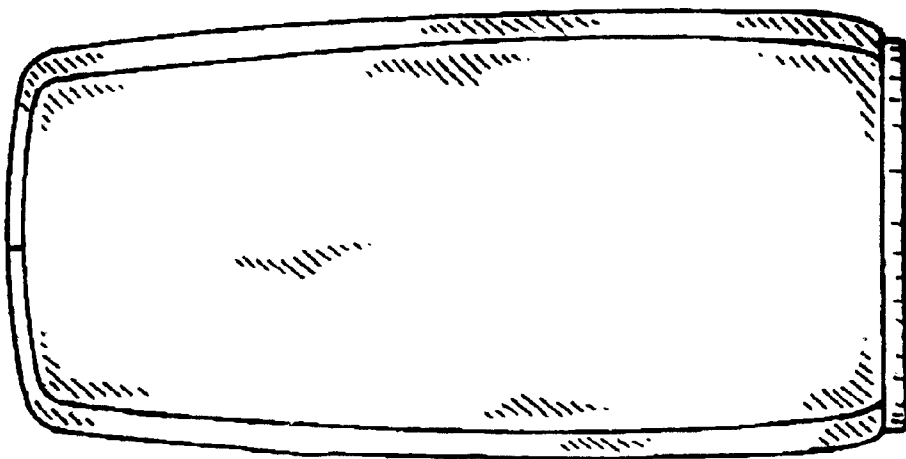


FIG. 3.

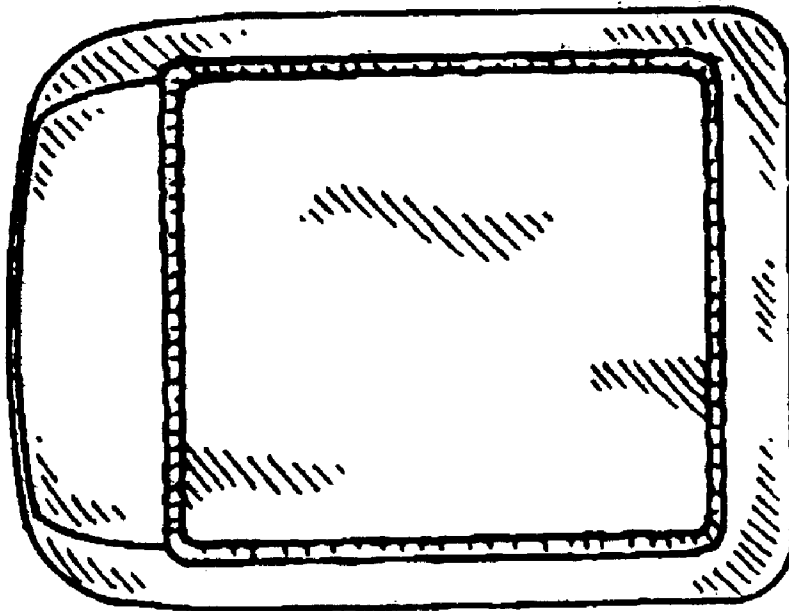


FIG. 6.