

(19) World Intellectual Property Organization
International Bureau



(43) International Publication Date
23 February 2006 (23.02.2006)

PCT

(10) International Publication Number
WO 2006/019965 A2

(51) International Patent Classification:
C07D 471/04 (2006.01) A61K 31/519 (2006.01)
C07D 471/14 (2006.01)

(21) International Application Number:
PCT/US2005/025070

(22) International Filing Date: 14 July 2005 (14.07.2005)

(25) Filing Language: English

(26) Publication Language: English

(30) Priority Data:
60/588,577 16 July 2004 (16.07.2004) US

(71) Applicant (for all designated States except US): TAKEDA
SAN DIEGO, INC. [US/US]; 10410 Science Center
Drive, San Diego, California 92121 (US).

(72) Inventors; and

(75) Inventors/Applicants (for US only): FENG, Jun
[CN/US]; 3536 Corte Yolanda, Carlsbad, California 92009
(US). GWALTNEY, Steven [US/US]; 12246 Dormouse
Road, San Diego, California 92129 (US). LAM, Betty
[US/US]; 448 Worthington Street, Spring Valley, Cali-
fornia 91977 (US). ZHANG, Zhiyuan [CN/US]; 3775
Carmel View Road, #2, San Diego, California 92130 (US).

(74) Agent: BRUSTEIN, Mitchell, R.; TAKEDA SAN
DIEGO, INC., 10410 Science Center Drive, San Diego,
CA 92121 (US).

(81) Designated States (unless otherwise indicated, for every
kind of national protection available): AE, AG, AL, AM,
AT, AU, AZ, BA, BB, BG, BR, BW, BY, BZ, CA, CH, CN,
CO, CR, CU, CZ, DE, DK, DM, DZ, EC, EE, EG, ES, FI,
GB, GD, GE, GH, GM, HR, HU, ID, IL, IN, IS, JP, KE,
KG, KM, KP, KR, KZ, LC, LK, LR, LS, LT, LU, LV, MA,
MD, MG, MK, MN, MW, MX, MZ, NA, NG, NI, NO, NZ,
OM, PG, PH, PL, PT, RO, RU, SC, SD, SE, SG, SK, SL,
SM, SY, TJ, TM, TN, TR, TT, TZ, UA, UG, US, UZ, VC,
VN, YU, ZA, ZM, ZW.

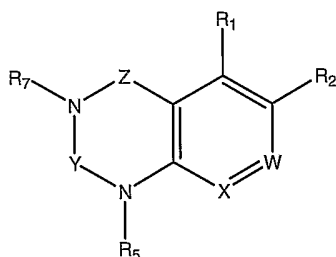
(84) Designated States (unless otherwise indicated, for every
kind of regional protection available): ARIPO (BW, GH,
GM, KE, LS, MW, MZ, NA, SD, SL, SZ, TZ, UG, ZM,
ZW), Eurasian (AM, AZ, BY, KG, KZ, MD, RU, TJ, TM),
European (AT, BE, BG, CH, CY, CZ, DE, DK, EE, ES, FI,
FR, GB, GR, HU, IE, IS, IT, LT, LU, LV, MC, NL, PL, PT,
RO, SE, SI, SK, TR), OAPI (BF, BJ, CF, CG, CI, CM, GA,
GN, GQ, GW, ML, MR, NE, SN, TD, TG).

Published:

— without international search report and to be republished
upon receipt of that report

For two-letter codes and other abbreviations, refer to the "Guid-
ance Notes on Codes and Abbreviations" appearing at the begin-
ning of each regular issue of the PCT Gazette.

(54) Title: DIPEPTIDYL PEPTIDASE INHIBITORS



(I)

(57) Abstract: Compounds, pharmaceutical compositions, kits and methods are provided for use with DPP-IV and other S9 proteases that comprise a compound of formula (I) wherein R₂ is amino (C₁₋₆)alkyl, hetero(C₃₋₁₂)cycloalkyl, hetero(C₄₋₁₂)bicycloaryl, heteroaryl, or cyano; and W, X, Y, Z, R₁, R₅ and R₇ are as defined herein.



WO 2006/019965 A2

DIPEPTIDYL PEPTIDASE INHIBITORS

FIELD OF THE INVENTION

[0001] The invention relates to compounds that may be used to inhibit dipeptidyl peptidases as well as compositions of matter and kits comprising these compounds. The present invention also relates to methods for inhibiting dipeptidyl peptidases as well as treatment methods using compounds according to the present invention.

DESCRIPTION OF RELATED ART

[0002] Dipeptidyl Peptidase IV (IUBMB Enzyme Nomenclature EC.3.4.14.5) is a type II membrane protein that has been referred to in the literature by a wide a variety of names including DPP4, DP4, DAP-IV, FAP β , adenosine deaminase complexing protein 2, adenosine deaminase binding protein (ADAAbp), dipeptidyl aminopeptidase IV; Xaa-Pro-dipeptidyl-aminopeptidase; Gly-Pro naphthylamidase; postproline dipeptidyl aminopeptidase IV; lymphocyte antigen CD26; glycoprotein GP110; dipeptidyl peptidase IV; glycyproline aminopeptidase; glycyproline aminopeptidase; X-prolyl dipeptidyl aminopeptidase; pep X; leukocyte antigen CD26; glycyprolyl dipeptidylaminopeptidase; dipeptidyl-peptide hydrolase; glycyprolyl aminopeptidase; dipeptidyl-aminopeptidase IV; DPP IV/CD26; amino acyl-prolyl dipeptidyl aminopeptidase; T cell triggering molecule Tp103; X-PDAP. Dipeptidyl Peptidase IV is referred to herein as "DPP-IV."

[0003] DPP-IV is a non-classical serine aminodipeptidase that removes Xaa-Pro dipeptides from the amino terminus (N-terminus) of polypeptides and proteins. DPP-IV dependent slow release of dipeptides of the type X-Gly or X-Ser has also been reported for some naturally occurring peptides.

[0004] DPP-IV is constitutively expressed on epithelial and endothelial cells of a variety of different tissues (intestine, liver, lung, kidney and placenta), and is also found in body fluids. DPP-IV is also expressed on circulating T-lymphocytes and has been shown to be synonymous with the cell-surface antigen, CD-26. DPP-IV has been implicated in a number of disease states, some of which are discussed below.

[0005] DPP-IV is responsible for the metabolic cleavage of certain endogenous peptides (GLP-1 (7-36), glucagon) *in vivo* and has demonstrated proteolytic activity against a variety of other peptides (GHRH, NPY, GLP-2, VIP) *in vitro*.

[0006] GLP-1 (7-36) is a 29 amino-acid peptide derived by post-translational processing of proglucagon in the small intestine. GLP-1 (7-36) has multiple actions *in vivo* including the stimulation of insulin secretion, inhibition of glucagon secretion, the promotion of satiety, and the slowing of gastric emptying. Based on its physiological profile, the actions of GLP-1 (7-36) are believed to be beneficial in the prevention and treatment of type II diabetes and potentially obesity. For example, exogenous administration of GLP-1 (7-36) (continuous infusion) in diabetic patients has been found to be efficacious in this patient population. Unfortunately, GLP-1 (7-36) is degraded rapidly *in vivo* and has been shown to have a short half-life *in vivo* ($t_{1/2}$ =1.5 minutes).

[0007] Based on a study of genetically bred DPP-IV knock out mice and on *in vivo* / *in vitro* studies with selective DPP-IV inhibitors, DPP-IV has been shown to be the primary degrading enzyme of GLP-1 (7-36) *in vivo*. GLP-1 (7-36) is degraded by DPP-IV efficiently to GLP-1 (9-36), which has been speculated to act as a physiological antagonist to GLP-1 (7-36). Inhibiting DPP-IV *in vivo* is therefore believed to be useful for potentiating endogenous levels of GLP-1 (7-36) and attenuating the formation of its antagonist GLP-1 (9-36). Thus, DPP-IV inhibitors are believed to be useful agents for the prevention, delay of progression, and/or treatment of conditions mediated by DPP-IV, in particular diabetes and more particularly, type 2 diabetes mellitus, diabetic dislipidemia, conditions of impaired glucose tolerance (IGT), conditions of impaired fasting plasma glucose (IFG), metabolic acidosis, ketosis, appetite regulation and obesity.

[0008] DPP-IV expression is increased in T-cells upon mitogenic or antigenic stimulation (Mattem, T., et al., *Scand. J. Immunol.*, 1991, 33, 737). It has been reported that inhibitors of DPP-IV and antibodies to DPP-IV suppress the proliferation of mitogen-stimulated and antigen-stimulated T-cells in a dose-dependant manner (Schon, E., et al., *Biol. Chem.*, 1991, 372, 305). Various other functions of T-lymphocytes such as cytokine production, IL-2 mediated cell proliferation and B-cell helper activity have been shown to be dependent on DPP-IV activity (Schon, E., et al., *Scand. J. Immunol.*, 1989, 29, 127). DPP-IV inhibitors, based on boronic acid, (Flentke, G. R., et al., *Proc. Nat. Acad. Sci. USA*, 1991, 88, 1556) although unstable, were effective at inhibiting antigen-induced lymphocyte proliferation and IL-2 production in murine CD4+ T-helper cells. Such boronic acid inhibitors have been shown to have an effect *in vivo* in mice causing

suppression of antibody production induced by immune challenge (Kubota, T. et al., *Clin. Exp. Immun.*, 1992, 89, 192). The role of DPP-IV in regulating T lymphocyte activation may also be attributed, in part, to its cell-surface association with the transmembrane phosphatase, CD45. DPP-IV inhibitors or non-active site ligands may possibly disrupt the CD45-DPP-IV association. CD45 is known to be an integral component of the T-cell signaling apparatus. It has been reported that DPP-IV is essential for the penetration and infectivity of HIV-1 and HIV-2 viruses in CD4+ T-cells (Wakselman, M., Nguyen, C., Mazaleyrat, J.-P., Callebaut, C., Krust, B., Hovanessian, A. G., Inhibition of HIV-1 infection of CD 26+ but not CD 26-cells by a potent cyclopeptidic inhibitor of the DPP-IV activity of CD 26. Abstract P.44 of the 24.sup.th European Peptide Symposium 1996). Additionally, DPP-IV has been shown to associate with the enzyme adenosine deaminase (ADA) on the surface of T-cells (Kameoka, J., et al., *Science*, 193, 26 466). ADA deficiency causes severe combined immunodeficiency disease (SCID) in humans. This ADA-CD26 interaction may provide clues to the pathophysiology of SCID. It follows that inhibitors of DPP-IV may be useful immunosuppressants (or cytokine release suppressant drugs) for the treatment of among other things: organ transplant rejection; autoimmune diseases such as inflammatory bowel disease, multiple sclerosis and rheumatoid arthritis; and the treatment of AIDS.

[0009] It has been shown that lung endothelial cell DPP-IV is an adhesion molecule for lung-metastatic rat breast and prostate carcinoma cells (Johnson, R. C., et al., *J. Cell. Biol.*, 1993, 121, 1423). DPP-IV is known to bind to fibronectin and some metastatic tumor cells are known to carry large amounts of fibronectin on their surface. Potent DPP-IV inhibitors may be useful as drugs to prevent metastases of, for example, breast and prostate tumors to the lungs.

[0010] High levels of DPP-IV expression have also been found in human skin fibroblast cells from patients with psoriasis, rheumatoid arthritis (RA) and lichen planus (Raynaud, F., et al., *J. Cell. Physiol.*, 1992, 151, 378). Therefore, DPP-IV inhibitors may be useful as agents to treat dermatological diseases such as psoriasis and lichen planus.

[0011] High DPP-IV activity has been found in tissue homogenates from patients with benign prostate hypertrophy and in prostatosomes. These are prostate derived organelles important for the enhancement of sperm forward motility (Vanhoof, G., et al., *Eur. J. Clin.*

Chem. Clin. Biochem., 1992, 30, 333). DPP-IV inhibitors may also act to suppress sperm motility and therefore act as a male contraceptive agent. Conversely, DPP-IV inhibitors have been implicated as novel for treatment of infertility, and particularly human female infertility due to Polycystic ovary syndrome (PCOS, Stein-Leventhal syndrome) which is a condition characterized by thickening of the ovarian capsule and formation of multiple follicular cysts. It results in infertility and amenorrhea.

[0012] DPP-IV is thought to play a role in the cleavage of various cytokines (stimulating hematopoietic cells), growth factors and neuropeptides.

[0013] Stimulated hematopoietic cells are useful for the treatment of disorders that are characterized by a reduced number of hematopoietic cells or their precursors *in vivo*. Such conditions occur frequently in patients who are immunosuppressed, for example, as a consequence of chemotherapy and/or radiation therapy for cancer. It was discovered that inhibitors of dipeptidyl peptidase type IV are useful for stimulating the growth and differentiation of hematopoietic cells in the absence of exogenously added cytokines or other growth factors or stromal cells. This discovery contradicts the dogma in the field of hematopoietic cell stimulation, which provides that the addition of cytokines or cells that produce cytokines (stromal cells) is an essential element for maintaining and stimulating the growth and differentiation of hematopoietic cells in culture. (See, e.g., PCT Intl. Application No. PCT /US93/017173 published as WO 94/03055).

[0014] DPP-IV in human plasma has been shown to cleave N-terminal Tyr-Ala from growth hormone-releasing factor and cause inactivation of this hormone. Therefore, inhibitors of DPP-IV may be useful in the treatment of short stature due to growth hormone deficiency (Dwarfism) and for promoting GH-dependent tissue growth or re-growth.

[0015] DPP-IV can also cleave neuropeptides and has been shown to modulate the activity of neuroactive peptides substance P, neuropeptide Y and CLIP (Mentlein, R., Dahms, P., Grandt, D., Kruger, R., Proteolytic processing of neuropeptide Y and peptide YY by dipeptidyl peptidase IV, *Regul. Pept.*, 49, 133, 1993; Wetzell, W., Wagner, T., Vogel, D., Demuth, H.-U., Balschun, D., Effects of the CLIP fragment ACTH 20-24 on the duration of REM sleep episodes, *Neuropeptides*, 31, 41, 1997). Thus DPP-IV

inhibitors may also be useful agents for the regulation or normalization of neurological disorders.

[0016] Several compounds have been shown to inhibit DPP-IV. Nonetheless, a need still exists for new DPP-IV inhibitors that have advantageous potency, stability, selectivity, toxicity and/or pharmacodynamics properties. In this regard, a novel class of DPP-IV inhibitors are provided herein.

SUMMARY OF THE INVENTION

[0017] The present invention relates to compounds that have activity for inhibiting DPP-IV. It is noted that these compounds may also have activity for inhibiting other S9 proteases and thus may be used against these other S9 proteases as well as DPP-IV. The present invention also provides compositions, articles of manufacture and kits comprising these compounds.

[0018] In one embodiment, a pharmaceutical composition is provided that comprises a DPP-IV inhibitor according to the present invention as an active ingredient.

Pharmaceutical compositions according to the invention may optionally comprise 0.001%-100% of one or more DPP-IV inhibitors of this invention. These pharmaceutical compositions may be administered or coadministered by a wide variety of routes, including for example, orally, parenterally, intraperitoneally, intravenously, intraarterially, transdermally, sublingually, intramuscularly, rectally, transbuccally, intranasally, liposomally, via inhalation, vaginally, intraocularly, via local delivery (for example by catheter or stent), subcutaneously, intraadiposally, intraarticularly, or intrathecally. The compositions may also be administered or coadministered in slow release dosage forms.

[0019] The invention is also directed to kits and other articles of manufacture for treating disease states associated with DPP-IV.

[0020] In one embodiment, a kit is provided that comprises a composition comprising at least one DPP-IV inhibitor of the present invention in combination with instructions. The instructions may indicate the disease state for which the composition is to be administered, storage information, dosing information and/or instructions regarding how to administer the composition. The kit may also comprise packaging materials. The packaging material may comprise a container for housing the composition. The kit may

also optionally comprise additional components, such as syringes for administration of the composition. The kit may comprise the composition in single or multiple dose forms.

[0021] In another embodiment, an article of manufacture is provided that comprises a composition comprising at least one DPP-IV inhibitor of the present invention in combination with packaging materials. The packaging material may comprise a container for housing the composition. The container may optionally comprise a label indicating the disease state for which the composition is to be administered, storage information, dosing information and/or instructions regarding how to administer the composition. The kit may also optionally comprise additional components, such as syringes for administration of the composition. The kit may comprise the composition in single or multiple dose forms.

[0022] Also provided are methods for preparing compounds, compositions and kits according to the present invention. For example, several synthetic schemes are provided herein for synthesizing compounds according to the present invention.

[0023] Also provided are methods for using compounds, compositions, kits and articles of manufacture according to the present invention.

[0024] In one embodiment, the compounds, compositions, kits and articles of manufacture are used to inhibit DPP-IV.

[0025] In another embodiment, the compounds, compositions, kits and articles of manufacture are used to treat a disease state for which DPP-IV possesses activity that contributes to the pathology and/or symptomology of the disease state.

[0026] In another embodiment, a compound is administered to a subject wherein DPP-IV activity within the subject is altered, preferably reduced.

[0027] In another embodiment, a prodrug of a compound is administered to a subject that is converted to the compound *in vivo* where it inhibits DPP-IV.

[0028] In another embodiment, a method of inhibiting DPP-IV is provided that comprises contacting DPP-IV with a compound according to the present invention.

[0029] In another embodiment, a method of inhibiting DPP-IV is provided that comprises causing a compound according to the present invention to be present in a subject in order to inhibit DPP-IV *in vivo*.

[0030] In another embodiment, a method of inhibiting DPP-IV is provided that comprises administering a first compound to a subject that is converted *in vivo* to a second

compound wherein the second compound inhibits DPP-IV *in vivo*. It is noted that the compounds of the present invention may be the first or second compounds.

[0031] In another embodiment, a therapeutic method is provided that comprises administering a compound according to the present invention.

[0032] In another embodiment, a method of inhibiting cell proliferation is provided that comprises contacting a cell with an effective amount of a compound according to the present invention.

[0033] In another embodiment, a method of inhibiting cell proliferation in a patient is provided that comprises administering to the patient a therapeutically effective amount of a compound according to the present invention.

[0034] In another embodiment, a method of treating a condition in a patient which is known to be mediated by DPP-IV, or which is known to be treated by DPP-IV inhibitors, comprising administering to the patient a therapeutically effective amount of a compound according to the present invention.

[0035] In another embodiment, a method is provided for using a compound according to the present invention in order to manufacture a medicament for use in the treatment of disease state which is known to be mediated by DPP-IV, or which is known to be treated by DPP-IV inhibitors.

[0036] In another embodiment, a method is provided for treating a disease state for which DPP-IV possesses activity that contributes to the pathology and/or symptomology of the disease state, the method comprising: causing a compound according to the present invention to be present in a subject in a therapeutically effective amount for the disease state.

[0037] In another embodiment, a method is provided for treating a disease state for which DPP-IV possesses activity that contributes to the pathology and/or symptomology of the disease state, the method comprising: administering a first compound to a subject that is converted *in vivo* to a second compound such that the second compound is present in the subject in a therapeutically effective amount for the disease state. It is noted that the compounds of the present invention may be the first or second compounds.

[0038] In another embodiment, a method is provided for treating a disease state for which DPP-IV possesses activity that contributes to the pathology and/or symptomology of

the disease state, the method comprising: administering a compound according to the present invention to a subject such that the compound is present in the subject in a therapeutically effective amount for the disease state.

[0039] In another embodiment, a method is provided for treating a cell proliferative disease state comprising treating cells with a compound according to the present invention in combination with an anti-proliferative agent, wherein the cells are treated with the compound according to the present invention before, at the same time, and/or after the cells are treated with the anti-proliferative agent, referred to herein as combination therapy.

It is noted that treatment of one agent before another is referred to herein as sequential therapy, even if the agents are also administered together. It is noted that combination therapy is intended to cover when agents are administered before or after each other (sequential therapy) as well as when the agents are administered at the same time.

[0040] Examples of diseases that may be treated by administration of compounds and compositions according to the present invention include, but are not limited to conditions mediated by DPP-IV, in particular diabetes, more particular type 2 diabetes mellitus, diabetic dislipidemia, conditions of impaired glucose tolerance (IGT), conditions of impaired fasting plasma glucose (IFG), metabolic acidosis, ketosis, appetite regulation, obesity, immunosuppressants or cytokine release regulation, autoimmune diseases such as inflammatory bowel disease, multiple sclerosis and rheumatoid arthritis, AIDS, cancers (prevention of metastases, for example, breast and prostate tumors to the lungs), dermatological diseases such as psoriasis and lichen planus, treatment of female infertility, osteoporosis, male contraception and neurological disorders.

[0041] It is noted in regard to all of the above embodiments that the present invention is intended to encompass all pharmaceutically acceptable ionized forms (e.g., salts) and solvates (e.g., hydrates) of the compounds, regardless of whether such ionized forms and solvates are specified since it is well known in the art to administer pharmaceutical agents in an ionized or solvated form. It is also noted that unless a particular stereochemistry is specified, recitation of a compound is intended to encompass all possible stereoisomers (e.g., enantiomers or diastereomers depending on the number of chiral centers), independent of whether the compound is present as an individual isomer or a mixture of isomers. Further, unless otherwise specified, recitation of a compound is intended to

encompass all possible resonance forms and tautomers. With regard to the claims, the language "compound comprising the formula" is intended to encompass the compound and all pharmaceutically acceptable ionized forms and solvates, all possible stereoisomers, and all possible resonance forms and tautomers unless otherwise specifically specified in the particular claim.

[0042] It is further noted that prodrugs may also be administered which are altered *in vivo* and become a compound according to the present invention. The various methods of using the compounds of the present invention are intended, regardless of whether prodrug delivery is specified, to encompass the administration of a prodrug that is converted *in vivo* to a compound according to the present invention. It is also noted that certain compounds of the present invention may be altered *in vivo* prior to inhibiting DPP-IV and thus may themselves be prodrugs for another compound. Such prodrugs of another compound may or may not themselves independently have DPP-IV inhibitory activity.

DEFINITIONS

[0043] Unless otherwise stated, the following terms used in the specification and claims shall have the following meanings for the purposes of this Application.

[0044] "Alicyclic" means a moiety comprising a non-aromatic ring structure. Alicyclic moieties may be saturated or partially unsaturated with one, two or more double or triple bonds. Alicyclic moieties may also optionally comprise heteroatoms such as nitrogen, oxygen and sulfur. The nitrogen atoms can be optionally quaternized or oxidized and the sulfur atoms can be optionally oxidized. Examples of alicyclic moieties include, but are not limited to moieties with C3 - C8 rings such as cyclopropyl, cyclohexane, cyclopentane, cyclopentene, cyclopentadiene, cyclohexane, cyclohexene, cyclohexadiene, cycloheptane, cycloheptene, cycloheptadiene, cyclooctane, cyclooctene, and cyclooctadiene.

[0045] "Aliphatic" means a moiety characterized by a straight or branched chain arrangement of constituent carbon atoms and may be saturated or partially unsaturated with one, two or more double or triple bonds.

[0046] "Alkenyl" represented by itself means a straight or branched, unsaturated, aliphatic radical having a chain of carbon atoms having at least one double bond between adjacent carbon atoms. C_X alkenyl and C_{X,Y} alkenyl are typically used where X and Y

indicate the number of carbon atoms in the chain. For example, C₂₋₆ alkenyl includes alkenyls that have a chain of between 2 and 6 carbons.

[0047] "Alkoxy" means an oxygen moiety having a further alkyl substituent. The alkoxy groups of the present invention can be optionally substituted.

[0048] "Alkyl" represented by itself means a straight or branched, saturated or unsaturated, aliphatic radical having a chain of carbon atoms, optionally with oxygen (See "oxaalkyl") or nitrogen atoms (See "aminoalkyl") between the carbon atoms. C_X alkyl and C_{X-Y} alkyl are typically used where X and Y indicate the number of carbon atoms in the chain. For example, C₁₋₆ alkyl includes alkyls that have a chain of between 1 and 6 carbons (e.g., methyl, ethyl, propyl, isopropyl, butyl, *sec*-butyl, isobutyl, *tert*-butyl, vinyl, allyl, 1-propenyl, isopropenyl, 1-butenyl, 2-butenyl, 3-butenyl, 2-methylallyl, ethynyl, 1-propynyl, 2-propynyl, and the like). Alkyl represented along with another radical (e.g., as in arylalkyl, heteroarylalkyl) means a straight or branched, saturated or unsaturated aliphatic divalent radical having the number of atoms indicated or when no atoms are indicated means a bond (e.g., (C₆₋₁₀)aryl(C₁₋₃)alkyl includes, benzyl, phenethyl, 1-phenylethyl, 3-phenylpropyl, 2-thienylmethyl, 2-pyridinylmethyl and the like).

[0049] "Alkylene", unless indicated otherwise, means a straight or branched, saturated or unsaturated, aliphatic, divalent radical. C_X alkylene and C_{X-Y} alkylene are typically used where X and Y indicate the number of carbon atoms in the chain. For example, C₁₋₆ alkylene includes methylene (-CH₂-), ethylene (-CH₂CH₂-), trimethylene (-CH₂CH₂CH₂-), tetramethylene (-CH₂CH₂CH₂CH₂-) 2-butenylene (-CH₂CH=CHCH₂-), 2-methyltetramethylene (-CH₂CH(CH₃)CH₂CH₂-), pentamethylene (-CH₂CH₂CH₂CH₂CH₂-) and the like).

[0050] "Alkylidene" means a straight or branched saturated or unsaturated, aliphatic radical connected to the parent molecule by a double bond. C_X alkylidene and C_{X-Y} alkylidene are typically used where X and Y indicate the number of carbon atoms in the chain. For example, C₁₋₆ alkylidene includes methylene (=CH₂), ethylidene (=CHCH₃), isopropylidene (=C(CH₃)₂), propylidene (=CHCH₂CH₃), allylidene (=CH-CH=CH₂), and the like).

[0051] "Alkynyl" represented by itself means a straight or branched, unsaturated, aliphatic radical having a chain of carbon atoms having at least one triple bond between

adjacent carbon atoms. C_X alkynyl and C_{X-Y} alkynyl are typically used where X and Y indicate the number of carbon atoms in the chain. For example, C_{2-6} alkynyl includes alkynyls that have a chain of between 2 and 6 carbons.

[0052] "Amino" means a nitrogen moiety having two further substituents where a hydrogen or carbon atom is attached to the nitrogen. For example, representative amino groups include $-NH_2$, $-NHCH_3$, $-N(CH_3)_2$, $-NHC_{1-3}\text{-alkyl}$, $-N(C_{1-3}\text{-alkyl})_2$ and the like. Unless indicated otherwise, the compounds of the invention containing amino moieties may include protected derivatives thereof. Suitable protecting groups for amino moieties include acetyl, *tert*-butoxycarbonyl, benzyloxycarbonyl, and the like.

[0053] "Aminoalkyl" means an alkyl, as defined above, except where one or more substituted or unsubstituted nitrogen atoms ($-N-$) are positioned between carbon atoms of the alkyl. For example, an (C_{2-6}) aminoalkyl refers to a chain comprising between 2 and 6 carbons and one or more nitrogen atoms positioned between the carbon atoms.

[0054] "Animal" includes humans, non-human mammals (e.g., dogs, cats, rabbits, cattle, horses, sheep, goats, swine, deer, and the like) and non-mammals (e.g., birds, and the like).

[0055] "Aromatic" means a moiety wherein the constituent atoms make up an unsaturated ring system, all atoms in the ring system are sp^2 hybridized and the total number of pi electrons is equal to $4n+2$. An aromatic ring may be such that the ring atoms are only carbon atoms or may include carbon and non-carbon atoms (see Heteroaryl).

[0056] "Aryl" means a monocyclic or polycyclic ring assembly wherein each ring is aromatic or when fused with one or more rings forms an aromatic ring assembly. If one or more ring atoms is not carbon (e.g., N, S), the aryl is a heteroaryl. C_X aryl and C_{X-Y} aryl are typically used where X and Y indicate the number of atoms in the ring.

[0057] "Bicycloalkyl" means a saturated or partially unsaturated fused bicyclic or bridged polycyclic ring assembly.

[0058] "Bicycloaryl" means a bicyclic ring assembly wherein the rings are linked by a single bond or fused and at least one of the rings comprising the assembly is aromatic. C_X bicycloaryl and C_{X-Y} bicycloaryl are typically used where X and Y indicate the number of carbon atoms in the bicyclic ring assembly and directly attached to the ring.

[0059] "Bridging ring" as used herein refers to a ring that is bonded to another ring to form a compound having a bicyclic structure where two ring atoms that are common to both rings are not directly bound to each other. Non-exclusive examples of common compounds having a bridging ring include borneol, norbornane, 7-oxabicyclo[2.2.1]heptane, and the like. One or both rings of the bicyclic system may also comprise heteroatoms.

[0060] "Carbamoyl" means the radical $-OC(O)NR_aR_b$ where R_a and R_b are each independently two further substituents where a hydrogen or carbon atom is attached to the nitrogen.

[0061] "Carbocycle" means a ring consisting of carbon atoms.

[0062] "Carbocyclic ketone derivative" means a carbocyclic derivative wherein the ring contains a $-CO-$ moiety.

[0063] "Carbonyl" means the radical $-CO-$. It is noted that the carbonyl radical may be further substituted with a variety of substituents to form different carbonyl groups including acids, acid halides, aldehydes, amides, esters, and ketones.

[0064] "Carboxy" means the radical $-CO_2-$. It is noted that compounds of the invention containing carboxy moieties may include protected derivatives thereof, i.e., where the oxygen is substituted with a protecting group. Suitable protecting groups for carboxy moieties include benzyl, *tert*-butyl, and the like.

[0065] "Cyano" means the radical $-CN$.

[0066] "Cycloalkyl" means a non-aromatic, saturated or partially unsaturated, monocyclic, fused bicyclic or bridged polycyclic ring assembly. C_X cycloalkyl and C_{X-Y} cycloalkyl are typically used where X and Y indicate the number of carbon atoms in the ring assembly. For example, C_{3-10} cycloalkyl includes cyclopropyl, cyclobutyl, cyclopentyl, cyclohexyl, cyclohexenyl, 2,5-cyclohexadienyl, bicyclo[2.2.2]octyl, adamantan-1-yl, decahydronaphthyl, oxocyclohexyl, dioxocyclohexyl, thiocyclohexyl, 2-oxobicyclo[2.2.1]hept-1-yl, and the like.

[0067] "Cycloalkylene" means a divalent saturated or partially unsaturated, monocyclic or polycyclic ring assembly. C_X cycloalkylene and C_{X-Y} cycloalkylene are typically used where X and Y indicate the number of carbon atoms in the ring assembly.

[0068] "Disease" specifically includes any unhealthy condition of an animal or part thereof and includes an unhealthy condition that may be caused by, or incident to, medical or veterinary therapy applied to that animal, i.e., the "side effects" of such therapy.

[0069] "Fused ring" as used herein refers to a ring that is bonded to another ring to form a compound having a bicyclic structure where the ring atoms that are common to both rings are directly bound to each other. Non-exclusive examples of common fused rings include decalin, naphthalene, anthracene, phenanthrene, indole, furan, benzofuran, quinoline, and the like. Compounds having fused ring systems may be saturated, partially saturated, carbocyclics, heterocyclics, aromatics, heteroaromatics, and the like.

[0070] "Halo" means fluoro, chloro, bromo or iodo.

[0071] "Halo-substituted alkyl", as an isolated group or part of a larger group, means "alkyl" substituted by one or more "halo" atoms, as such terms are defined in this Application. Halo-substituted alkyl includes haloalkyl, dihaloalkyl, trihaloalkyl, perhaloalkyl and the like (e.g. halo-substituted (C₁₋₃)alkyl includes chloromethyl, dichloromethyl, difluoromethyl, trifluoromethyl, 2,2,2-trifluoroethyl, perfluoroethyl, 2,2,2-trifluoro-1,1-dichloroethyl, and the like).

[0072] "Heteroatom" refers to an atom that is not a carbon atom. Particular examples of heteroatoms include, but are not limited to nitrogen, oxygen, and sulfur.

[0073] "Heteroatom moiety" includes a moiety where the atom by which the moiety is attached is not a carbon. Examples of heteroatom moieties include -N=, -NR_c-, -N⁺(O⁻)=, -O-, -S- or -S(O)₂-, wherein R_c is further substituent.

[0074] "Heterobicycloalkyl" means bicycloalkyl, as defined in this Application, provided that one or more of the atoms within the ring is a heteroatom. For example hetero(C₉₋₁₂)bicycloalkyl as used in this application includes, but is not limited to, 3-aza-bicyclo[4.1.0]hept-3-yl, 2-aza-bicyclo[3.1.0]hex-2-yl, 3-aza-bicyclo[3.1.0]hex-3-yl, and the like.

[0075] "Heterocycloalkylene" means cycloalkylene, as defined in this Application, provided that one or more of the ring member carbon atoms is replaced by a heteroatom.

[0076] "Heteroaryl" means a cyclic aromatic group having five or six ring atoms, wherein at least one ring atom is a heteroatom and the remaining ring atoms are carbon. The nitrogen atoms can be optionally quaternerized and the sulfur atoms can be optionally

oxidized. Heteroaryl groups of this invention include, but are not limited to, those derived from furan, imidazole, isothiazole, isoxazole, oxadiazole, oxazole, 1,2,3-oxadiazole, pyrazine, pyrazole, pyridazine, pyridine, pyrimidine, pyrroline, thiazole, 1,3,4-thiadiazole, triazole and tetrazole. "Heteroaryl" also includes, but is not limited to, bicyclic or tricyclic rings, wherein the heteroaryl ring is fused to one or two rings independently selected from the group consisting of an aryl ring, a cycloalkyl ring, a cycloalkenyl ring, and another monocyclic heteroaryl or heterocycloalkyl ring. These bicyclic or tricyclic heteroaryls include, but are not limited to, those derived from benzo[b]furan, benzo[b]thiophene, benzimidazole, imidazo[4,5-c]pyridine, quinazoline, thieno[2,3-c]pyridine, thieno[3,2-b]pyridine, thieno[2,3-b]pyridine, indolizine, imidazo[1,2a]pyridine, quinoline, isoquinoline, phthalazine, quinoxaline, naphthyridine, quinolizine, indole, isoindole, indazole, indoline, benzoxazole, benzopyrazole, benzothiazole, imidazo[1,5-a]pyridine, pyrazolo[1,5-a]pyridine, imidazo[1,2-a]pyrimidine, imidazo[1,2-c]pyrimidine, imidazo[1,5-a]pyrimidine, imidazo[1,5-c]pyrimidine, pyrrolo[2,3-b]pyridine, pyrrolo[2,3-c]pyridine, pyrrolo[3,2-c]pyridine, pyrrolo[3,2-b]pyridine, pyrrolo[2,3-d]pyrimidine, pyrrolo[3,2-d]pyrimidine, pyrrolo[2,3-b]pyrazine, pyrazolo[1,5-a]pyridine, pyrrolo[1,2-b]pyridazine, pyrrolo[1,2-c]pyrimidine, pyrrolo[1,2-a]pyrimidine, pyrrolo[1,2-a]pyrazine, triazo[1,5-a]pyridine, pteridine, purine, carbazole, acridine, phenazine, phenothiazene, phenoxazine, 1,2-dihydropyrrolo[3,2,1-*hi*]indole, indolizine, pyrido[1,2-a]indole and 2(1H)-pyridinone. The bicyclic or tricyclic heteroaryl rings can be attached to the parent molecule through either the heteroaryl group itself or the aryl, cycloalkyl, cycloalkenyl or heterocycloalkyl group to which it is fused. The heteroaryl groups of this invention can be substituted or unsubstituted.

[0077] "Heterobicycloaryl" means bicycloaryl, as defined in this Application, provided that one or more of the atoms within the ring is a heteroatom. For example, hetero(C₄₋₁₀)bicycloaryl as used in this Application includes, but is not limited to, 2-amino-4-oxo-3,4-dihydropteridin-6-yl, tetrahydroisoquinoliny, and the like.

[0078] "Heterocycloalkyl" means cycloalkyl, as defined in this Application, provided that one or more of the atoms forming the ring is a heteroatom selected, independently from N, O, or S. Non-exclusive examples of heterocycloalkyl include piperidyl, 4-

morpholyl, 4-piperazinyl, pyrrolidinyl, perhydropyrrolizinyl, 1,4-diazaperhydroepinyl, 1,3-dioxanyl, 1,4-dioxanyl and the like.

[0079] "Hydroxy" means the radical -OH.

[0080] "Iminoketone derivative" means a derivative comprising the moiety -C(NR)-, wherein R comprises a hydrogen or carbon atom attached to the nitrogen.

[0081] "Isomers" mean any compound having an identical molecular formulae but differing in the nature or sequence of bonding of their atoms or in the arrangement of their atoms in space. Isomers that differ in the arrangement of their atoms in space are termed "stereoisomers." Stereoisomers that are not mirror images of one another are termed "diastereomers" and stereoisomers that are nonsuperimposable mirror images are termed "enantiomers" or sometimes "optical isomers." A carbon atom bonded to four nonidentical substituents is termed a "chiral center." A compound with one chiral center has two enantiomeric forms of opposite chirality. A mixture of the two enantiomeric forms is termed a "racemic mixture." A compound that has more than one chiral center has 2^{n-1} enantiomeric pairs, where n is the number of chiral centers. Compounds with more than one chiral center may exist as either an individual diastereomer or as a mixture of diastereomers, termed a "diastereomeric mixture." When one chiral center is present a stereoisomer may be characterized by the absolute configuration of that chiral center. Absolute configuration refers to the arrangement in space of the substituents attached to the chiral center. Enantiomers are characterized by the absolute configuration of their chiral centers and described by the *R*- and *S*-sequencing rules of Cahn, Ingold and Prelog. Conventions for stereochemical nomenclature, methods for the determination of stereochemistry and the separation of stereoisomers are well known in the art (e.g., see "Advanced Organic Chemistry", 4th edition, March, Jerry, John Wiley & Sons, New York, 1992).

[0082] "Nitro" means the radical -NO₂.

[0083] "Oxaalkyl" means an alkyl, as defined above, except where one or more oxygen atoms (-O-) are positioned between carbon atoms of the alkyl. For example, an (C₂₋₆)oxaalkyl refers to a chain comprising between 2 and 6 carbons and one or more oxygen atoms positioned between the carbon atoms.

[0084] "Oxoalkyl" means an alkyl, further substituted with a carbonyl group. The carbonyl group may be an aldehyde, ketone, ester, amide, acid or acid chloride.

[0085] "Pharmaceutically acceptable" means that which is useful in preparing a pharmaceutical composition that is generally safe, non-toxic and neither biologically nor otherwise undesirable and includes that which is acceptable for veterinary use as well as human pharmaceutical use.

[0086] "Pharmaceutically acceptable salts" means salts of inhibitors of the present invention which are pharmaceutically acceptable, as defined above, and which possess the desired pharmacological activity. Such salts include acid addition salts formed with inorganic acids such as hydrochloric acid, hydrobromic acid, sulfuric acid, nitric acid, phosphoric acid, and the like; or with organic acids such as acetic acid, propionic acid, hexanoic acid, heptanoic acid, cyclopentanepropionic acid, glycolic acid, pyruvic acid, lactic acid, malonic acid, succinic acid, malic acid, maleic acid, fumaric acid, tartatic acid, citric acid, benzoic acid, *o*-(4-hydroxybenzoyl)benzoic acid, cinnamic acid, mandelic acid, methanesulfonic acid, ethanesulfonic acid, 1,2-ethanedisulfonic acid, 2-hydroxyethanesulfonic acid, benzenesulfonic acid, *p*-chlorobenzenesulfonic acid, 2-naphthalenesulfonic acid, *p*-toluenesulfonic acid, camphorsulfonic acid, 4-methylbicyclo[2.2.2]oct-2-ene-1-carboxylic acid, glucoheptonic acid, 4,4'-methylenebis(3-hydroxy-2-ene-1-carboxylic acid), 3-phenylpropionic acid, trimethylacetic acid, tertiary butylacetic acid, lauryl sulfuric acid, gluconic acid, glutamic acid, hydroxynaphthoic acid, salicylic acid, stearic acid, muconic acid and the like.

[0087] Pharmaceutically acceptable salts also include base addition salts which may be formed when acidic protons present are capable of reacting with inorganic or organic bases. Acceptable inorganic bases include sodium hydroxide, sodium carbonate, potassium hydroxide, aluminum hydroxide and calcium hydroxide. Acceptable organic bases include ethanolamine, diethanolamine, triethanolamine, tromethamine, *N*-methylglucamine and the like.

[0088] "Prodrug" means a compound that is convertible *in vivo* metabolically into an inhibitor according to the present invention. The prodrug itself may or may not also have DPP-IV inhibitory activity. For example, an inhibitor comprising a hydroxy group may be administered as an ester that is converted by hydrolysis *in vivo* to the hydroxy compound.

Suitable esters that may be converted *in vivo* into hydroxy compounds include acetates, citrates, lactates, tartrates, malonates, oxalates, salicylates, propionates, succinates, fumarates, maleates, methylene-bis-b-hydroxynaphthoates, gentisates, isethionates, di-*p*-toluoyltartrates, methanesulfonates, ethanesulfonates, benzenesulfonates, *p*-toluenesulfonates, cyclohexylsulfamates, quinate, esters of amino acids, and the like. Similarly, an inhibitor comprising an amine group may be administered as an amide that is converted by hydrolysis *in vivo* to the amine compound.

[0089] "Protected derivatives" means derivatives of inhibitors in which a reactive site or sites are blocked with protecting groups. Protected derivatives are useful in the preparation of inhibitors or in themselves may be active as inhibitors. A comprehensive list of suitable protecting groups can be found in T.W. Greene, *Protecting Groups in Organic Synthesis*, 3rd edition, John Wiley & Sons, Inc. 1999.

[0090] "Substituted or unsubstituted" means that a given moiety may consist of only hydrogen substituents through available valencies (unsubstituted) or may further comprise one or more non-hydrogen substituents through available valencies (substituted) that are not otherwise specified by the name of the given moiety. For example, isopropyl is an example of an ethylene moiety that is substituted by -CH₃. In general, a non-hydrogen substituent may be any substituent that may be bound to an atom of the given moiety that is specified to be substituted. Examples of substituents include, but are not limited to, aldehyde, alicyclic, aliphatic, alkyl, alkylene, alkylidene, amide, amino, aminoalkyl, aromatic, aryl, bicycloalkyl, bicycloaryl, carbamoyl, carbocyclyl, carboxyl, carbonyl group, cycloalkyl, cycloalkylene, ester, halo, heterobicycloalkyl, heterocycloalkylene, heteroaryl, heterobicycloaryl, heterocycloalkyl, oxo, hydroxy, iminoketone, ketone, nitro, oxaalkyl, and oxoalkyl moieties, each of which may optionally also be substituted or unsubstituted.

[0091] "Sulfinyl" means the radical -SO-. It is noted that the sulfinyl radical may be further substituted with a variety of substituents to form different sulfinyl groups including sulfinic acids, sulfinamides, sulfinyl esters, and sulfoxides.

[0092] "Sulfonyl" means the radical -SO₂-. It is noted that the sulfonyl radical may be further substituted with a variety of substituents to form different sulfonyl groups including sulfonic acids, sulfonamides, sulfonate esters, and sulfones.

[0093] "Therapeutically effective amount" means that amount which, when administered to an animal for treating a disease, is sufficient to effect such treatment for the disease.

[0094] "Thiocarbonyl" means the radical $-CS-$. It is noted that the thiocarbonyl radical may be further substituted with a variety of substituents to form different thiocarbonyl groups including thioacids, thioamides, thioesters, and thioketones.

[0095] "Treatment" or "treating" means any administration of a compound of the present invention and includes:

(1) preventing the disease from occurring in an animal which may be predisposed to the disease but does not yet experience or display the pathology or symptomatology of the disease,

(2) inhibiting the disease in an animal that is experiencing or displaying the pathology or symptomatology of the disease (i.e., arresting further development of the pathology and/or symptomatology), or

(3) ameliorating the disease in an animal that is experiencing or displaying the pathology or symptomatology of the disease (i.e., reversing the pathology and/or symptomatology).

[0096] It is noted in regard to all of the definitions provided herein that the definitions should be interpreted as being open ended in the sense that further substituents beyond those specified may be included. Hence, a C_1 alkyl indicates that there is one carbon atom but does not indicate what are the substituents on the carbon atom. Hence, a C_1 alkyl comprises methyl (i.e., $-CH_3$) as well as $-R_aR_bR_c$ where R_a , R_b , and R_c may each independently be hydrogen or any other substituent where the atom attached to the carbon is a heteroatom or cyano. Hence, CF_3 , CH_2OH and CH_2CN , for example, are all C_1 alkyls.

DETAILED DESCRIPTION OF THE INVENTION

[0097] The present invention relates to compounds, compositions, kits and articles of manufacture that may be used to inhibit dipeptidyl peptidases IV (referred to herein as DPP-IV).

[0098] DPP-IV (EC.3.4.14.5 also known as DPP4, DP4, DAP-IV, adenosine deaminase complexing protein 2, adenosine deaminase binding protein (ADAbp) or CD26) is a 766

residue, 240kDa protein that is a highly specific membrane bound non-classical serine aminodipeptidase. DPP-IV has a serine type mechanism of protease activity, cleaving off dipeptides from the amino-terminus of peptides with proline or alanine at the penultimate position. In addition the slow release of dipeptides of the type X-Gly or X-Ser is reported for some naturally occurring peptides. DPP-IV is constitutively expressed on epithelial and endothelial cells of a variety of different tissues (intestine, liver, lung, kidney and placenta), and is also found in body fluids. DPP-IV is also expressed on circulating T-lymphocytes and has been shown to be synonymous with the cell-surface antigen, CD-26. The wild-type form of full length DPP-IV is described in GenBank Accession Number NM_001935 ("Dipeptidyl peptidase IV (CD 26) gene expression in enterocyte-like colon cancer cell lines HT-29 and Caco-2. Cloning of the complete human coding sequence and changes of dipeptidyl peptidase IV mRNA levels during cell differentiation", Darmoul, D., Lacasa, M., Baricault, L., Marguet, D., Sapin, C., Trotot, P., Barbat, A. and Trugnan, G., J. Biol. Chem., 267 (7), 4824-4833, 1992).

[0100] DPP-IV is a member of the S9 family of serine proteases, more particularly the S9B family. Other members of the S9 family include, but are not limited to:

Subfamily S9A: Dipeptidyl-peptidase; Oligopeptidase B (EC 3.4.21.83);
Oligopeptidase B; Prolyl oligopeptidase (EC 3.4.21.26)

Subfamily S9B: Dipeptidyl aminopeptidase A; Dipeptidyl aminopeptidase B;
Dipeptidyl-peptidase IV (EC 3.4.14.5); Dipeptidyl-peptidase V; Fibroblast
activation protein alpha subunit; Seprase

Subfamily S9C: Acylaminoacyl-peptidase (EC 3.4.19.1)

[0101] It is noted that the compounds of the present invention may also possess inhibitory activity for other S9 family members and thus may be used to address disease states associated with these other family members.

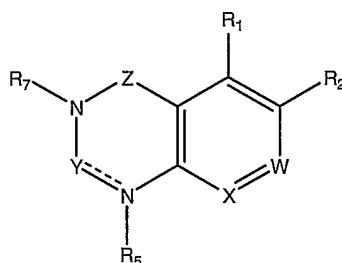
1. CRYSTAL STRUCTURE OF DPP-IV

[0102] Syrrx, Inc. (San Diego, California) recently solved the crystal structure of DPP-IV. Knowledge of the crystal structure was used to guide the design of the DPP-IV inhibitors provided herein.

[0103] DPP-IV is a cylindrical shaped molecule with an approximate height of 70 Å and a diameter of 60 Å. The catalytic triad of DPP-IV (Ser642, Asp720 and His752) is located in the peptidase domain or catalytic domain of DPP-IV. The catalytic domain is covalently linked to the β-propeller domain. The catalytic domain of DPP-IV includes residues 1-67 and 511-778. The catalytic domain of DPP-IV adopts a characteristic α/β hydrolase fold. The core of this domain contains an 8-stranded β-sheet with all strands being parallel except one. The α-sheet is significantly twisted and is flanked by three α-helices on one side and five α-helices on the other. The topology of the β-strands is 1, 2, -1x, 2x and (1x) (J. S. Richardson: The anatomy and taxonomy of protein structure; (1981) *Adv. Protein Chem.* 269, 15076-15084.). A number of residues were identified that contribute to the shape and charge characteristics of the active site. Knowledge of these residues has been an important contribution to the design of DPP-IV inhibitors of the present invention.

2. DPP-IV INHIBITORS

[0104] In one embodiment, DPP-IV inhibitors of the present invention include compounds comprising:



wherein:

W is selected from the group consisting of CR₃ and N;

X is selected from the group consisting of CR₄ and N;

Y is selected from the group consisting of CO, CS, SO, SO₂, CR₆R₆' and C=NR₆;

Z is selected from the group consisting of CO, CS, SO, SO₂, and C=NR₆;

R₁ is selected from the group consisting of (C₁₋₁₀)alkyl, (C₃₋₁₂)cycloalkyl, hetero(C₃₋₁₂)cycloalkyl, aryl(C₁₋₁₀)alkyl, heteroaryl(C₁₋₅)alkyl, (C₉₋₁₂)bicycloaryl, hetero(C₄₋₁₂)bicycloaryl, carbonyl (C₁₋₃)alkyl, thiocarbonyl (C₁₋₃)alkyl, sulfonyl (C₁₋₃)alkyl, sulfinyl (C₁₋₃)alkyl, imino (C₁₋₃)alkyl, amino, aryl, heteroaryl, hydroxy, alkoxy, aryloxy,

heteroaryloxy, alkenyl, alkynyl, carbonyl group, cyano, imino group, sulfonyl group and sulfinyl group, each substituted or unsubstituted;

R₂ is selected from the group consisting of amino (C₁₋₆)alkyl, hetero(C₃₋₁₂)cycloalkyl, hetero(C₄₋₁₂)bicycloaryl, heteroaryl, and cyano, each substituted or unsubstituted;

R₃ is selected from the group consisting of hydrogen, halo, perhalo(C₁₋₁₀)alkyl, amino, nitro, cyano, thio, sulfonamide, (C₁₋₁₀)alkyl, (C₃₋₁₂)cycloalkyl, hetero(C₃₋₁₂)cycloalkyl, aryl(C₁₋₁₀)alkyl, heteroaryl(C₁₋₅)alkyl, (C₉₋₁₂)bicycloaryl, hetero(C₄₋₁₂)bicycloaryl, carbonyl(C₁₋₃)alkyl, thiocarbonyl(C₁₋₃)alkyl, sulfonyl(C₁₋₃)alkyl, sulfinyl(C₁₋₃)alkyl, imino(C₁₋₃)alkyl, (C₁₋₁₀)alkylamino, amino (C₁₋₁₀)alkyl, aryl, heteroaryl, hydroxy, alkoxy, aryloxy, heteroaryloxy, carbonyl group, imino group, sulfonyl group and sulfinyl group, each substituted or unsubstituted, or R₂ and R₃ are taken together to form a ring;

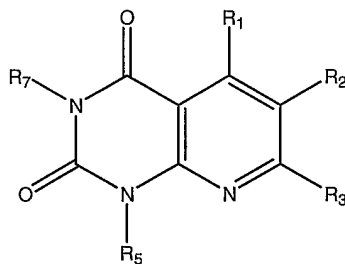
R₄ is selected from the group consisting of hydrogen, halo, perhalo(C₁₋₁₀)alkyl, amino, nitro, cyano, thio, sulfonamide, (C₁₋₁₀)alkyl, (C₃₋₁₂)cycloalkyl, hetero(C₃₋₁₂)cycloalkyl, aryl(C₁₋₁₀)alkyl, heteroaryl(C₁₋₅)alkyl, (C₉₋₁₂)bicycloaryl, hetero(C₄₋₁₂)bicycloaryl, carbonyl(C₁₋₃)alkyl, thiocarbonyl(C₁₋₃)alkyl, sulfonyl(C₁₋₃)alkyl, sulfinyl(C₁₋₃)alkyl, sulfonylamino, imino(C₁₋₃)alkyl, aryl, heteroaryl, hydroxy, alkoxy, aryloxy, heteroaryloxy, carbonyl group, imino group, sulfonyl group and sulfinyl group, each substituted or unsubstituted, or R₃ and R₄ are taken together to form a ring;

R₅ and R₇ are independently selected from the group consisting of hydrogen, halo(C₁₋₁₀)alkyl, amino, nitro, thio, sulfonamide, (C₁₋₁₀)alkyl, (C₃₋₁₂)cycloalkyl, hetero(C₃₋₁₂)cycloalkyl, aryl(C₁₋₁₀)alkyl, heteroaryl(C₁₋₅)alkyl, (C₉₋₁₂)bicycloaryl, hetero(C₄₋₁₂)bicycloaryl, (C₃₋₁₂)cycloalkyl(C₁₋₁₀)alkyl, carbonyl(C₁₋₃)alkyl, thiocarbonyl(C₁₋₃)alkyl, sulfonyl(C₁₋₃)alkyl, sulfinyl(C₁₋₃)alkyl, imino(C₁₋₃)alkyl, aryl, heteroaryl, hydroxy, alkoxy, aryloxy, heteroaryloxy, carbonyl group, imino group, sulfonyl group and sulfinyl group, each substituted or unsubstituted, or R₅ is absent when the N to which it is bound forms part of a double bond; and

R₆ and R_{6'} are each independently selected from the group consisting of hydrogen, amino, alkyl, cycloalkyl, heterocycloalkyl, arylalkyl, heteroarylalkyl, bicycloaryl, and

heterobicycloaryl, each substituted or unsubstituted, or R₅ and R₆ are taken together to form a ring, with the proviso that R₆' is absent when Y forms part of a double bond.

[0105] In another embodiment, DPP-IV inhibitors of the present invention include compounds comprising:



wherein:

R₁ is selected from the group consisting of (C₁₋₁₀)alkyl, (C₃₋₁₂)cycloalkyl, hetero(C₃₋₁₂)cycloalkyl, aryl(C₁₋₁₀)alkyl, heteroaryl(C₁₋₅)alkyl, (C₉₋₁₂)bicycloaryl, hetero(C₄₋₁₂)bicycloaryl, carbonyl (C₁₋₃)alkyl, thiocarbonyl (C₁₋₃)alkyl, sulfonyl (C₁₋₃)alkyl, sulfinyl (C₁₋₃)alkyl, imino (C₁₋₃)alkyl, amino, aryl, heteroaryl, hydroxy, alkoxy, aryloxy, heteroaryloxy, alkenyl, alkynyl, carbonyl group, cyano, imino group, sulfonyl group and sulfinyl group, each substituted or unsubstituted;

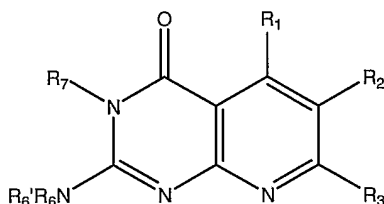
R₂ is selected from the group consisting of amino (C₁₋₆)alkyl, hetero(C₃₋₁₂)cycloalkyl, hetero(C₄₋₁₂)bicycloaryl, heteroaryl, and cyano, each substituted or unsubstituted;

R₃ is selected from the group consisting of hydrogen, halo, perhalo(C₁₋₁₀)alkyl, amino, nitro, cyano, thio, sulfonamide, (C₁₋₁₀)alkyl, (C₃₋₁₂)cycloalkyl, hetero(C₃₋₁₂)cycloalkyl, aryl(C₁₋₁₀)alkyl, heteroaryl(C₁₋₅)alkyl, (C₉₋₁₂)bicycloaryl, hetero(C₄₋₁₂)bicycloaryl, carbonyl(C₁₋₃)alkyl, thiocarbonyl(C₁₋₃)alkyl, sulfonyl(C₁₋₃)alkyl, sulfinyl(C₁₋₃)alkyl, imino(C₁₋₃)alkyl, (C₁₋₁₀)alkylamino, amino (C₁₋₁₀)alkyl, aryl, heteroaryl, hydroxy, alkoxy, aryloxy, heteroaryloxy, carbonyl group, imino group, sulfonyl group and sulfinyl group, each substituted or unsubstituted, or R₂ and R₃ are taken together to form a ring; and

R₅ and R₇ are independently selected from the group consisting of hydrogen, halo(C₁₋₁₀)alkyl, amino, nitro, thio, sulfonamide, (C₁₋₁₀)alkyl, (C₃₋₁₂)cycloalkyl, hetero(C₃₋₁₂)cycloalkyl, aryl(C₁₋₁₀)alkyl, heteroaryl(C₁₋₅)alkyl, (C₉₋₁₂)bicycloaryl, hetero(C₄₋₁₂)bicycloaryl, (C₃₋₁₂)cycloalkyl(C₁₋₁₀)alkyl, carbonyl(C₁₋₃)alkyl,

thiocarbonyl(C₁₋₃)alkyl, sulfonyl(C₁₋₃)alkyl, sulfinyl(C₁₋₃)alkyl, imino(C₁₋₃)alkyl, aryl, heteroaryl, hydroxy, alkoxy, aryloxy, heteroaryloxy, carbonyl group, imino group, sulfonyl group and sulfinyl group, each substituted or unsubstituted.

[0106] In another embodiment, DPP-IV inhibitors of the present invention include compounds comprising:



wherein:

R₁ is selected from the group consisting of (C₁₋₁₀)alkyl, (C₃₋₁₂)cycloalkyl, hetero(C₃₋₁₂)cycloalkyl, aryl(C₁₋₁₀)alkyl, heteroaryl(C₁₋₅)alkyl, (C₉₋₁₂)bicycloaryl, hetero(C₄₋₁₂)bicycloaryl, carbonyl (C₁₋₃)alkyl, thiocarbonyl (C₁₋₃)alkyl, sulfonyl (C₁₋₃)alkyl, sulfinyl (C₁₋₃)alkyl, imino (C₁₋₃)alkyl, amino, aryl, heteroaryl, hydroxy, alkoxy, aryloxy, heteroaryloxy, alkenyl, alkynyl, carbonyl group, cyano, imino group, sulfonyl group and sulfinyl group, each substituted or unsubstituted;

R₂ is selected from the group consisting of amino (C₁₋₆)alkyl, hetero(C₃₋₁₂)cycloalkyl, hetero(C₄₋₁₂)bicycloaryl, heteroaryl, and cyano, each substituted or unsubstituted;

R₃ is selected from the group consisting of hydrogen, halo, perhalo(C₁₋₁₀)alkyl, amino, nitro, cyano, thio, sulfonamide, (C₁₋₁₀)alkyl, (C₃₋₁₂)cycloalkyl, hetero(C₃₋₁₂)cycloalkyl, aryl(C₁₋₁₀)alkyl, heteroaryl(C₁₋₅)alkyl, (C₉₋₁₂)bicycloaryl, hetero(C₄₋₁₂)bicycloaryl, carbonyl(C₁₋₃)alkyl, thiocarbonyl(C₁₋₃)alkyl, sulfonyl(C₁₋₃)alkyl, sulfinyl(C₁₋₃)alkyl, imino(C₁₋₃)alkyl, (C₁₋₁₀)alkylamino, amino (C₁₋₁₀)alkyl, aryl, heteroaryl, hydroxy, alkoxy, aryloxy, heteroaryloxy, carbonyl group, imino group, sulfonyl group and sulfinyl group, each substituted or unsubstituted, or R₂ and R₃ are taken together to form a ring;

R₆ and R_{6'} are each independently selected from the group consisting of hydrogen, amino, alkyl, cycloalkyl, heterocycloalkyl, arylalkyl, heteroarylalkyl, bicycloaryl, and heterobicycloaryl, each substituted or unsubstituted; and

R₇ is selected from the group consisting of hydrogen, halo(C₁₋₁₀)alkyl, amino, nitro, thio, sulfonamide, (C₁₋₁₀)alkyl, (C₃₋₁₂)cycloalkyl, hetero(C₃₋₁₂)cycloalkyl, aryl(C₁₋₁₀)alkyl, heteroaryl(C₁₋₅)alkyl, (C₉₋₁₂)bicycloaryl, hetero(C₄₋₁₂)bicycloaryl, (C₃₋₁₂)cycloalkyl(C₁₋₁₀)alkyl, carbonyl(C₁₋₃)alkyl, thiocarbonyl(C₁₋₃)alkyl, sulfonyl(C₁₋₃)alkyl, sulfinyl(C₁₋₃)alkyl, imino(C₁₋₃)alkyl, aryl, heteroaryl, hydroxy, alkoxy, aryloxy, heteroaryloxy, carbonyl group, imino group, sulfonyl group and sulfinyl group, each substituted or unsubstituted.

[0107] In each of the above embodiments, R₂ is optionally -CR₈R₉NR₁₀R₁₁, wherein:

R₈ and R₉ are each independently selected from the group consisting of hydrogen, halogen, perhalo(C₁₋₁₀)alkyl, cyano, nitro, alkyl, cycloalkyl, alkene, alkyne, aryl, and heteroaryl, each substituted or unsubstituted, or where R₈ and R₉ are taken together to form a substituted or unsubstituted ring; and

R₁₀ and R₁₁ are independently selected from the group consisting of hydrogen, perhalo(C₁₋₁₀)alkyl, amino, thio, (C₁₋₁₀)alkyl, (C₃₋₁₂)cycloalkyl, hetero(C₃₋₁₂)cycloalkyl, aryl(C₁₋₁₀)alkyl, heteroaryl(C₁₋₅)alkyl, (C₉₋₁₂)bicycloaryl, hetero(C₄₋₁₂)bicycloaryl, carbonyl(C₁₋₃)alkyl, thiocarbonyl(C₁₋₃)alkyl, sulfonyl(C₁₋₃)alkyl, sulfinyl(C₁₋₃)alkyl, imino(C₁₋₃)alkyl, aryl, heteroaryl, hydroxy, alkoxy, aryloxy, heteroaryloxy, and imino group, each substituted or unsubstituted, or R₁₀ and R₁₁ are taken together to form a ring.

[0108] Alternatively, R₂ and R₃ are optionally taken together to form a ring. In one variation, the ring formed by taking R₂ and R₃ together is a substituted or unsubstituted 5 or 6 membered ring. In another variation, the ring formed by taking R₂ and R₃ together is a substituted or unsubstituted cycloalkyl, bicycloalkyl, heterocycloalkyl, aryl, heteroaryl, (C₉₋₁₂)bicycloaryl, or hetero(C₈₋₁₂)bicycloaryl.

[0109] In each of the above embodiments and variations, R₃ is optionally -NR₁₂R₁₃, wherein R₁₂ and R₁₃ are each independently selected from the group consisting of hydrogen, perhalo(C₁₋₁₀)alkyl, amino, thio, (C₁₋₁₀)alkyl, (C₃₋₁₂)cycloalkyl, hetero(C₃₋₁₂)cycloalkyl, aryl(C₁₋₁₀)alkyl, heteroaryl(C₁₋₅)alkyl, (C₉₋₁₂)bicycloaryl, hetero(C₄₋₁₂)bicycloaryl, carbonyl(C₁₋₃)alkyl, thiocarbonyl(C₁₋₃)alkyl, sulfonyl(C₁₋₃)alkyl,

sulfinyl(C₁₋₃)alkyl, imino(C₁₋₃)alkyl, aryl, heteroaryl, hydroxy, alkoxy, aryloxy, heteroaryloxy, and imino group, each substituted or unsubstituted, or R₁₂ and R₁₃ are taken together to form a ring.

[0110] In one particular variation when R₁₂ and R₁₃ are taken together to form a ring, the ring formed by R₁₂ and R₁₃ is a substituted or unsubstituted 3, 4, 5 or 6 membered ring.

In another variation, the ring formed by R₁₂ and R₁₃ is a substituted or unsubstituted heterocycloalkyl, heterobicycloalkyl, aryl, heteroaryl, or hetero(C₈₋₁₂)bicycloaryl.

[0111] In the above embodiments and variations, R₃ and R₄ are optionally taken together to form a ring. In one particular variation, the ring formed by R₃ and R₄ is a substituted or unsubstituted 5 or 6 membered ring. In another variation, the ring formed by R₃ and R₄ is a substituted or unsubstituted cycloalkyl, bicycloalkyl, heterocycloalkyl, aryl, heteroaryl, (C₉₋₁₂)bicycloaryl, or hetero(C₈₋₁₂)bicycloaryl.

[0112] In each of the above embodiments and variations, R₁ is optionally a substituted or unsubstituted (C₃₋₇)cycloalkyl.

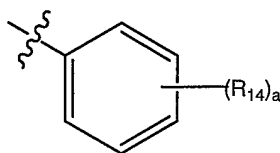
[0113] Further, in each of the above embodiments and variations, R₁ can be a substituted or unsubstituted (C₃₋₇)heterocycloalkyl.

[0114] Alternatively, in each of the above embodiments and variations, R₁ is optionally a substituted or unsubstituted aryl.

[0115] In another variation of each of the above embodiments and variations, R₁ can be a substituted or unsubstituted phenyl.

[0116] In still another variation of each of the above embodiments and variations, R₁ is optionally a substituted or unsubstituted heteroaryl.

[0117] In yet another variation of each of the above embodiments and variations, R₁ is :



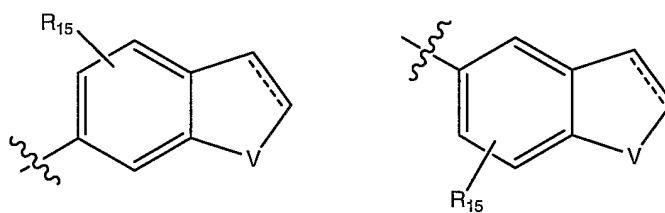
wherein:

a is 0, 1, 2, 3, 4, or 5; and

R_{14} is selected from the group consisting of hydrogen, halo, perhalo(C_{1-10})alkyl, amino, nitro, cyano, thio, sulfonamide, (C_{1-10})alkyl, (C_{3-12})cycloalkyl, hetero(C_{3-12})cycloalkyl, aryl(C_{1-10})alkyl, heteroaryl(C_{1-5})alkyl, (C_{9-12})bicycloaryl, hetero(C_{4-12})bicycloaryl, carbonyl(C_{1-3})alkyl, thiocarbonyl(C_{1-3})alkyl, sulfonyl(C_{1-3})alkyl, sulfinyl(C_{1-3})alkyl, imino(C_{1-3})alkyl, aryl, heteroaryl, hydroxy, alkoxy, aryloxy, heteroaryloxy, carbonyl group, imino group, sulfonyl group and sulfinyl group, each substituted or unsubstituted.

[0118] Further, in each of the above embodiments and variations, R_1 is optionally a cyclic substituent having a ring with a non-hydrogen substituent at a 2 or 3 position of the ring. In particular variations, the non-hydrogen substituent at the 2 or 3 position of the ring is (C_{1-10})alkyl, (C_{3-12})cycloalkyl, hetero(C_{3-12})cycloalkyl, aryl(C_{1-10})alkyl, heteroaryl(C_{1-5})alkyl, (C_{9-12})bicycloaryl, hetero(C_{4-12})bicycloaryl, carbonyl (C_{1-3})alkyl, thiocarbonyl (C_{1-3})alkyl, sulfonyl (C_{1-3})alkyl, sulfinyl (C_{1-3})alkyl, imino (C_{1-3})alkyl, amino, aryl, heteroaryl, hydroxy, alkoxy, aryloxy, heteroaryloxy, carbonyl group, cyano, nitro, halo, imino group, sulfonyl group or sulfinyl group, each substituted or unsubstituted.

[0119] Additionally, in each of the above embodiments and variations, R_1 can be selected from the group consisting of:



wherein:

V is selected from the group consisting of S, O, and NR_{16} ;

R_{15} is selected from the group consisting of hydrogen, halo, perhalo(C_{1-10})alkyl, amino, nitro, cyano, thio, sulfonamide, (C_{1-10})alkyl, (C_{3-12})cycloalkyl, hetero(C_{3-12})cycloalkyl, aryl(C_{1-10})alkyl, heteroaryl(C_{1-5})alkyl, (C_{9-12})bicycloaryl, hetero(C_{4-12})bicycloaryl, carbonyl(C_{1-3})alkyl, thiocarbonyl(C_{1-3})alkyl, sulfonyl(C_{1-3})alkyl, sulfinyl(C_{1-3})alkyl, imino(C_{1-3})alkyl, aryl, heteroaryl, hydroxy, alkoxy, aryloxy,

heteroaryloxy, carbonyl group, imino group, sulfonyl group and sulfinyl group, each substituted or unsubstituted; and

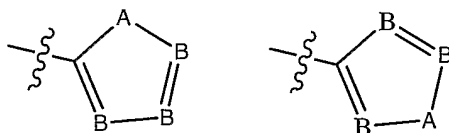
R₁₆ is selected from the group consisting of hydrogen, perhalo(C₁₋₁₀)alkyl, amino, (C₁₋₁₀)alkyl, (C₃₋₁₂)cycloalkyl, hetero(C₃₋₁₂)cycloalkyl, aryl(C₁₋₁₀)alkyl, heteroaryl (C₁₋₅)alkyl, (C₉₋₁₂)bicycloaryl, hetero(C₈₋₁₂)bicycloaryl, carbonyl (C₁₋₃)alkyl, thiocarbonyl (C₁₋₃)alkyl, aryl, heteroaryl, hydroxy, alkoxy, aryloxy, heteroaryloxy, imino group, carbonyl group, aminosulfonyl, alkylsulfonyl, arylsulfonyl, heteroarylsulfonyl, and sulfinyl group, each substituted or unsubstituted.

[0120] In another variation of each of the above embodiments and variations, R₁ is optionally a substituted or unsubstituted halophenyl or dihalophenyl.

[0121] In still another variation of each of the above embodiments and variations, R₁ can be a substituted or unsubstituted haloaryl, haloheteroaryl, dihaloaryl or dihaloheteroaryl.

[0122] In yet another variation of each of the above embodiments and variations, R₁ is optionally (2-cyano)phenyl; (3-cyano)phenyl; (2-hydroxy)phenyl; (3-hydroxy)phenyl; (2-alkenyl)phenyl; (3-alkenyl)phenyl; (2-alkynyl)phenyl; (3-alkynyl)phenyl; (2-methoxy)phenyl; (3-methoxy)phenyl; (2-nitro)phenyl; (3-nitro)phenyl; (2-carboxy)phenyl; (3-carboxy)phenyl; -(CH₂)-(2-carboxamido)phenyl; (3-carboxamido)phenyl; (2-sulfonamido)phenyl; (3-sulfonamido)phenyl; (2-tetrazolyl)phenyl; (3-tetrazolyl)phenyl; (2-aminomethyl)phenyl; (3-aminomethyl)phenyl; (2-hydroxymethyl)phenyl; (3-hydroxymethyl)phenyl; (2-phenyl)phenyl; (3-phenyl)phenyl; (2-halo)phenyl; (3-halo)phenyl; (2-CONH₂)phenyl; (3-CONH₂)phenyl; (2-CONH(C₁₋₇)alkyl)phenyl; (3-CONH(C₁₋₇)alkyl)phenyl; (2-CO₂(C₁₋₇)alkyl)phenyl; (3-CO₂(C₁₋₇)alkyl)phenyl; (2-NH₂)phenyl; (3-NH₂)phenyl; (2-(C₃₋₇)alkyl)phenyl; (3-(C₃₋₇)alkyl)phenyl; (2-(C₃₋₇)cycloalkyl)phenyl; (3-(C₃₋₇)cycloalkyl)phenyl; (2-aryl)phenyl; (3-aryl)phenyl; (2-heteroaryl)phenyl; (3-heteroaryl)phenyl; 2-bromo-5-fluoro phenyl; 2-chloro-5-fluoro phenyl; 2-cyano-5-fluoro phenyl; 2,5-dichloro phenyl; 2,5-difluoro phenyl; 2,5-dibromo phenyl; 2-bromo-3,5-difluoro phenyl; 2-chloro-3,5-difluoro phenyl; 2,3,5-trifluoro phenyl; 2,3,5,6-tetrafluorophenyl; 2-bromo-3,5,6-trifluoro phenyl; 2-chloro-3,5,6-trifluoro phenyl; 2-cyano-3,5-difluoro phenyl; 2-cyano-3,5,6-trifluoro phenyl; (2-heterocycloalkyl)phenyl; or (3-heterocycloalkyl)phenyl, each substituted or unsubstituted.

[0123] Also, in each of the above embodiments and variations, R_1 is optionally selected from the group consisting of:



wherein:

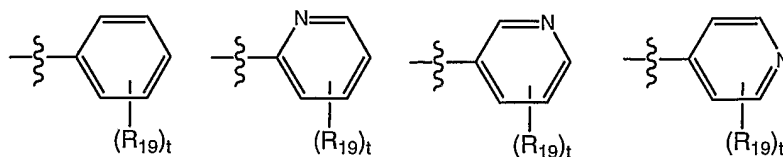
A is S, O or NR_{17} ;

B is CR_{18} or N;

R_{17} is independently selected from the group consisting of hydrogen, perhalo(C_{1-10})alkyl, amino, (C_{1-10})alkyl, (C_{3-12})cycloalkyl, hetero(C_{3-12})cycloalkyl, aryl(C_{1-10})alkyl, heteroaryl (C_{1-5})alkyl, (C_{9-12})bicycloaryl, hetero(C_{8-12})bicycloaryl, carbonyl (C_{1-3})alkyl, thiocarbonyl (C_{1-3})alkyl, aryl, heteroaryl, hydroxy, alkoxy, aryloxy, heteroaryloxy, imino group, carbonyl group, aminosulfonyl, alkylsulfonyl, arylsulfonyl, heteroarylsulfonyl, and sulfinyl group, each substituted or unsubstituted; and

R_{18} is independently selected from the group consisting of hydrogen, halo, perhalo(C_{1-10})alkyl, amino, thio, cyano, CF_3 , nitro, (C_{1-10})alkyl, (C_{3-12})cycloalkyl, hetero(C_{3-12})cycloalkyl, aryl(C_{1-10})alkyl, heteroaryl (C_{1-5})alkyl, (C_{9-12})bicycloaryl, hetero(C_{8-12})bicycloaryl, carbonyl (C_{1-3})alkyl, thiocarbonyl (C_{1-3})alkyl, aryl, heteroaryl, hydroxy, alkoxy, aryloxy, heteroaryloxy, imino group, carbonyl group, aminosulfonyl, alkylsulfonyl, arylsulfonyl, heteroarylsulfonyl, and sulfinyl group, each substituted or unsubstituted, or R_{17} and R_{18} , or two R_{18} are taken together to form an unsubstituted or substituted ring.

[0124] Further, in each of the above embodiments and variations, wherein R_1 can be selected from the group consisting of:

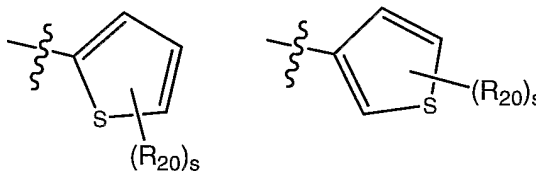


wherein:

t is 0, 1, 2, 3, 4 or 5; and

each R₁₉ is independently selected from the group consisting of halo, perhalo(C₁₋₁₀)alkyl, CF₃, (C₁₋₁₀)alkyl, alkenyl, alkynyl, aryl, heteroaryl, aminosulfonyl, alkylsulfonyl, arylsulfonyl, heteroarylsulfonyl, aryloxy, heteroaryloxy, arylalkyl, heteroarylalkyl, cycloalkyl, heterocycloalkyl, amino, thio, cyano, nitro, hydroxy, alkoxy, carbonyl group, imino group, sulfonyl group and sulfinyl group, each substituted or unsubstituted, or two R₁₉ are taken together to form an unsubstituted or substituted ring.

[0125] Also, in each of the above embodiments and variations, R₁ is optionally selected from the group consisting of:



wherein:

s is 0, 1, 2, or 3; and

each R₂₀ is independently selected from the group consisting of halo, perhalo(C₁₋₁₀)alkyl, CF₃, (C₁₋₁₀)alkyl, alkenyl, alkynyl, aryl, heteroaryl, aminosulfonyl, alkylsulfonyl, arylsulfonyl, heteroarylsulfonyl, aryloxy, heteroaryloxy, arylalkyl, heteroarylalkyl, cycloalkyl, heterocycloalkyl, amino, thio, cyano, nitro, hydroxy, alkoxy, carbonyl group, imino group, sulfonyl group and sulfinyl group, each substituted or unsubstituted, or two R₂₀ are taken together to form an unsubstituted or substituted ring.

[0126] Even further, in each of the above embodiments and variations, R₁ can be an aryl substituted with one or more substituents selected from the group consisting of halo; hydroxy (C₁₋₆)alkyl; amino (C₁₋₆)alkyl; and (C₁₋₆)alkoxy.

[0127] Particular examples of DPP-IV inhibitors according to the present invention include, but are not limited to:

7-Amino-6-aminomethyl-5-(2,4-dichloro-phenyl)-1,3-dimethyl-1H-pyrido[2,3-d]pyrimidine-2,4-dione;

7-Amino-6-aminomethyl-5-(2-bromo-4-fluoro-phenyl)-1,3-dimethyl-1H-pyrido[2,3-d]pyrimidine-2,4-dione;

- 7-Amino-6-aminomethyl-5-(2-bromo-phenyl)-1,3-dimethyl-1H-pyrido[2,3-d]pyrimidine-2,4-dione;
- 6-Aminomethyl-5-(2,4-dichloro-phenyl)-7-ethylamino-1,3-dimethyl-1H-pyrido[2,3-d]pyrimidine-2,4-dione;
- 6-Aminomethyl-5-(2,4-dichloro-phenyl)-1,3-dimethyl-7-methylamino-1H-pyrido[2,3-d]pyrimidine-2,4-dione;
- 6-Aminomethyl-5-(2,4-dichloro-phenyl)-7-dimethylamino-1,3-dimethyl-1H-pyrido[2,3-d]pyrimidine-2,4-dione;
- 7-Hydroxy-5-(2-bromo-5-fluoro-phenyl)-1,3-dimethyl-2,4-dioxo-1,2,3,4-tetrahydropyrido[2,3-d]pyrimidine-6-carbonitrile;
- 6-Aminomethyl-5-(2-bromo-5-fluoro-phenyl)-7-hydroxy-1,3-dimethyl-1H-pyrido[2,3-d]pyrimidine-2,4-dione;
- 7-Amino-5-(2,5-dichloro-phenyl)-1,3-dimethyl-2,4-dioxo-1,2,3,4-tetrahydropyrido[2,3-d]pyrimidine-6-carbonitrile;
- 7-Amino-6-aminomethyl-5-(2,5-dichloro-phenyl)-1,3-dimethyl-1H-pyrido[2,3-d]pyrimidine-2,4-dione;
- 7-Amino-6-aminomethyl-5-(2-bromo-5-fluoro-phenyl)-1,3-dimethyl-1H-pyrido[2,3-d]pyrimidine-2,4-dione;
- 7-Amino-6-aminomethyl-5-(3-methyl-thiophen-2-yl)-1H-pyrido[2,3-d]pyrimidine-2,4-dione;
- 7-Amino-6-aminomethyl-5-(2-chloro-phenyl)-1,3-dimethyl-1H-pyrido[2,3-d]pyrimidine-2,4-dione;
- 7-Amino-6-aminomethyl-5-(4-fluoro-phenyl)-1,3-dimethyl-1H-pyrido[2,3-d]pyrimidine-2,4-dione;
- 7-Amino-6-aminomethyl-5-(5-chloro-thiophen-2-yl)-1,3-dimethyl-1H-pyrido[2,3-d]pyrimidine-2,4-dione;
- 7-Amino-6-aminomethyl-5-(4-bromo-phenyl)-1,3-dimethyl-1H-pyrido[2,3-d]pyrimidine-2,4-dione;
- 7-Amino-6-aminomethyl-5-(2,3-dichloro-phenyl)-1,3-dimethyl-1H-pyrido[2,3-d]pyrimidine-2,4-dione;

- 7-Amino-6-aminomethyl-5- (2-chloro-6-fluoro-phenyl)-1,3-dimethyl-1*H*-pyrido [2,3-*d*] pyrimidine-2, 4-dione;
- 7-Amino-6-aminomethyl-5- (3-methoxy-phenyl)-1,3-dimethyl-1*H*-pyrido [2,3-*d*] pyrimidine-2, 4-dione;
- 7-Amino-6-aminomethyl-5- (2-methoxy-phenyl)-1,3-dimethyl-1*H*-pyrido [2,3-*d*] pyrimidine-2, 4-dione;
- 7-Amino-6-aminomethyl-5- (2-chloro-3, 6-difluoro-phenyl)-1,3-dimethyl-1*H*-pyrido [2,3-*d*] pyrimidine-2, 4-dione;
- 7-Amino-6-aminomethyl-5-phenyl-1,3-dimethyl-1*H*-pyrido [2,3-*d*] pyrimidine-2, 4-dione;
- 7-Amino-6-aminomethyl-5- (3-bromo-thiophen-2-yl)-1,3-dimethyl-1*H*-pyrido [2,3-*d*] pyrimidine-2, 4-dione;
- 7-Amino-6-aminomethyl-5- (2-chloro-5-fluoro-phenyl)-1,3-dimethyl-1*H*-pyrido [2,3-*d*] pyrimidine-2, 4-dione;
- 7-Amino-6-aminomethyl-5- (2-bromo-5-fluoro-phenyl)-1,3-dimethyl-1*H*-pyrido [2,3-*d*] pyrimidine-2, 4-dione;
- 7-Amino-6-aminomethyl-5-(2-chloro-4-fluoro-phenyl)-1,3-dimethyl-1*H*-pyrido [2,3-*d*] pyrimidine-2, 4-dione;
- 7-Amino-6-aminomethyl-5-cyclopentyl-1,3-dimethyl-1*H*-pyrido [2,3-*d*] pyrimidine-2, 4-dione;
- 7-Amino-6-aminomethyl-1,3-dimethyl-5-pyridin-3-yl-1*H*-pyrido [2,3-*d*] pyrimidine-2, 4-dione;
- 7-Amino-6-aminomethyl-5-(4,5-dimethyl-thiophen-2-yl)-1,3-dimethyl-1*H*-pyrido [2,3-*d*] pyrimidine-2, 4-dione;
- 7-Amino-6-aminomethyl-5- (5-fluoro-2-nitro-phenyl)-1,3-dimethyl-1*H*-pyrido [2,3-*d*] pyrimidine-2, 4-dione;
- 7-Amino-6-aminomethyl-1,3-dimethyl-5-(3-methyl-3*H*-imidazol-4-yl)-1*H*-pyrido [2,3-*d*] pyrimidine-2, 4-dione;
- 7-Amino-6-aminomethyl-5-benzo [b] thiophen-2-yl-1,3-dimethyl-1*H*-pyrido [2,3-*d*] pyrimidine-2, 4-dione;

- 7-Amino-6-aminomethyl-1, 3- dimethyl-5- (3-methyl-benzo [b] thiophen-2-yl)-1H-pyrido [2,3-d] pyrimidine-2, 4-dione;
- 6-(aminomethyl)-5-(2,4-dichlorophenyl)-7-hydroxy-1,3-dimethylpyrido[2,3-d]pyrimidine-2,4(1H,3H)-dione;
- 6-(aminomethyl)-7-chloro-5-(2,4-dichlorophenyl)-1,3-dimethylpyrido[2,3-d]pyrimidine-2,4(1H,3H)-dione;
- 7-amino-6-(aminomethyl)-5-(2-chloro-5-fluorophenyl)-3-methylpyrido[2,3-d]pyrimidine-2,4(1H,3H)-dione;
- 7-amino-6-(aminomethyl)-5-(2-(aminomethyl)phenyl)-1,3-dimethylpyrido[2,3-d]pyrimidine-2,4(1H,3H)-dione;
- 2-(7-amino-6-(aminomethyl)-1,3-dimethyl-2,4-dioxo-1,2,3,4-tetrahydropyrido[2,3-d]pyrimidin-5-yl)benzotrile;
- 7-amino-5-(2-(aminomethyl)phenyl)-1,3-dimethyl-2,4-dioxo-1,2,3,4-tetrahydropyrido[2,3-d]pyrimidine-6-carbonitrile;
- 6-(aminomethyl)-7-(cyclopropylmethylamino)-5-(2,4-dichlorophenyl)-1,3-dimethylpyrido[2,3-d]pyrimidine-2,4(1H,3H)-dione;
- 2-(7-amino-6-(aminomethyl)-1-isobutyl-3-methyl-2,4-dioxo-1,2,3,4-tetrahydropyrido[2,3-d]pyrimidin-5-yl)benzotrile;
- 6-(aminomethyl)-5-(2,4-dichlorophenyl)-1,3-dimethylpyrido[2,3-d]pyrimidine-2,4(1H,3H)-dione;
- 7-Amino-6- (aminomethyl)-5-(2-chloro-5- (trifluoromethyl) phenyl)-1,3-dimethylpyrido [2,3-*d*] pyrimidine-2, 4(*1H*, *3H*)-dione;
- 7-Amino-6- (aminomethyl)-5-(2-chloro-5-fluorophenyl)-1-methylpyrido [2,3-*d*] pyrimidine-2, 4(*1H*, *3H*)-dione;
- 7-Amino-6-(aminomethyl)-5-(2-bromo-5-fluorophenyl)-1-methylpyrido[2,3-*d*] pyrimidine-2, 4(*1H*,*3H*)-dione;
- 2-(7-amino-6-(aminomethyl)-1,3-dimethyl-2,4-dioxo-1,2,3,4-tetrahydropyrido[2,3-*d*]pyrimidin-5-yl)-4-fluorobenzotrile;

- 2-(6-(aminomethyl)-7-chloro-1,3-dimethyl-2,4-dioxo-1,2,3,4-tetrahydropyrido[2,3-*d*]pyrimidin-5-yl)-4-fluorobenzonitrile;
- 2-(6-(aminomethyl)-1,3,7-trimethyl-2,4-dioxo-1,2,3,4-tetrahydropyrido[2,3-*d*]pyrimidin-5-yl)-4-fluorobenzonitrile;
- 2-(6-(aminomethyl)-1,3-dimethyl-2,4-dioxo-7-(trifluoromethyl)-1,2,3,4-tetrahydropyrido[2,3-*d*]pyrimidin-5-yl)-4-fluorobenzonitrile;
- 2-(6-(aminomethyl)-1,3-dimethyl-2,4-dioxo-1,2,3,4-tetrahydropyrido[2,3-*d*]pyrimidin-5-yl)-4-fluorobenzonitrile;
- 2-(6-(aminomethyl)-1,3-dimethyl-2,4-dioxo-7-(2,2,2-trifluoroethylamino)-1,2,3,4-tetrahydropyrido[2,3-*d*]pyrimidin-5-yl)-4-fluorobenzonitrile;
- 2-(6-(aminomethyl)-1,3-dimethyl-7-(methyl(2,2,2-trifluoroethyl)amino)-2,4-dioxo-1,2,3,4-tetrahydropyrido[2,3-*d*]pyrimidin-5-yl)-4-fluorobenzonitrile;
- 2-(6-(aminomethyl)-7-(bis(trifluoromethyl)amino)-1,3-dimethyl-2,4-dioxo-1,2,3,4-tetrahydropyrido[2,3-*d*]pyrimidin-5-yl)-4-fluorobenzonitrile;
- 2-(6-(aminomethyl)-1,3-dimethyl-2,4-dioxo-7,8-imidazo-[1,2-*a*]-1,2,3,4,7,8-hexahydropyrido[2,3-*d*]pyrimidin-5-yl)-5-chlorobenzonitrile;
- 2-(6-(aminomethyl)-3-(cyclopropylmethyl)-1,7-dimethyl-2,4-dioxo-1,2,3,4-tetrahydropyrido[2,3-*d*]pyrimidin-5-yl)-5-chlorobenzonitrile;
- 6-(aminomethyl)-5-(4-chloro-2-methoxyphenyl)-1,3,7-trimethylpyrido[2,3-*d*]pyrimidine-2,4(1H,3H)-dione;
- 2-(6-(aminomethyl)-7-methoxy-1,3-dimethyl-2,4-dioxo-1,2,3,4-tetrahydropyrido[2,3-*d*]pyrimidin-5-yl)-5-chlorobenzonitrile;
- 2-(6-(aminomethyl)-1,3-dimethyl-2,4-dioxo-7-(pyrrolidin-1-yl)-1,2,3,4-tetrahydropyrido[2,3-*d*]pyrimidin-5-yl)-5-chlorobenzonitrile;
- 6-(aminomethyl)-5-(5-fluoro-2-methoxyphenyl)-1,3-dimethyl-7-morpholinopyrido[2,3-*d*]pyrimidine-2,4(1H,3H)-dione;
- N-(6-(aminomethyl)-5-(4-chloro-2-methoxyphenyl)-1,3-dimethyl-2,4-dioxo-1,2,3,4-tetrahydropyrido[2,3-*d*]pyrimidin-7-yl)methanesulfonamide;

2-(6-(aminomethyl)-3-benzyl-7-methoxy-1-methyl-2,4-dioxo-1,2,3,4-tetrahydropyrido[2,3-*d*]pyrimidin-5-yl)-5-chlorobenzonitrile;

6-(aminomethyl)-3-benzyl-5-(4-chloro-2-methoxyphenyl)-1-methyl-7-(trifluoromethyl)pyrido[2,3-*d*]pyrimidine-2,4(1H,3H)-dione;

6-(aminomethyl)-5-(3,5-difluoro-2-methoxyphenyl)-1,3-dimethyl-7-(trifluoromethyl)pyrido[2,3-*d*]pyrimidine-2,4(1H,3H)-dione;

6-(aminomethyl)-3-benzyl-5-(2-chloro-3,5-difluorophenyl)-1-methyl-7-(trifluoromethyl)pyrido[2,3-*d*]pyrimidine-2,4(1H,3H)-dione;

6-(aminomethyl)-5-(2-bromo-3,5-difluorophenyl)-1,3-dimethyl-7-(trifluoromethyl)pyrido[2,3-*d*]pyrimidine-2,4(1H,3H)-dione;

6-(aminomethyl)-5-(3,5-difluoro-2-methoxyphenyl)-1,2-imidazo-[1,2-*a*]-3-methyl-7-(trifluoromethyl)-2,3-dihydropyrido[2,3-*d*]pyrimidin-4(1H)-one;

6-(aminomethyl)-5-(3,5-difluoro-2-methoxyphenyl)-3-methyl-2-(methylamino)-7-(trifluoromethyl)pyrido[2,3-*d*]pyrimidin-4(3H)-one;

2-amino-6-(aminomethyl)-5-(2-chloro-3,5-difluorophenyl)-3-methyl-7-(trifluoromethyl)pyrido[2,3-*d*]pyrimidin-4(3H)-one;

2,7-diamino-6-(1-aminoethyl)-5-(2-chloro-5-fluorophenyl)-3-methylpyrido[2,3-*d*]pyrimidin-4(3H)-one;

2-(6-(aminomethyl)-7-ethoxy-1,3-dimethyl-2,4-dioxo-1,2,3,4-tetrahydropyrido[2,3-*d*]pyrimidin-5-yl)-5-chlorobenzonitrile; and

6-(aminomethyl)-5-(3,5-difluoro-2-methoxyphenyl)-2-(dimethylamino)-3-methyl-7-(trifluoromethyl)pyrido[2,3-*d*]pyrimidin-4(3H)-one.

[0128] In another embodiment, the present invention provides the compounds in the form of a pharmaceutically acceptable salt.

[0129] In yet another embodiment, the present invention provides the compounds present in a mixture of stereoisomers. In yet another embodiment, the present invention provides the compounds as a single stereoisomer.

[0130] In yet another embodiment, the present invention provides pharmaceutical compositions comprising the compound as an active ingredient. In yet another variation, the present invention provides pharmaceutical compositions wherein the composition is a solid formulation adapted for oral administration. In yet another particular variation, the present invention provides pharmaceutical composition wherein the composition is a tablet. In another particular variation, the present invention provides the pharmaceutical composition wherein the composition is a liquid formulation adapted for oral administration. In yet another particular variation, the present invention provides pharmaceutical composition wherein the composition is a liquid formulation adapted for parenteral administration.

[0131] In yet another particular variation, the present invention provides the pharmaceutical composition comprising the compound of the invention wherein the composition is adapted for administration by a route selected from the group consisting of orally, parenterally, intraperitoneally, intravenously, intraarterially, transdermally, sublingually, intramuscularly, rectally, transbuccally, intranasally, liposomally, via inhalation, vaginally, intraocularly, via local delivery (for example by catheter or stent), subcutaneously, intraadiposally, intraarticularly, and intrathecally.

[0132] In another embodiment, the present invention provides a kit comprising a compound of the present invention and instructions which comprise one or more forms of information selected from the group consisting of indicating a disease state for which the compound is to be administered, storage information for the compound, dosing information and instructions regarding how to administer the compound. In another embodiment, the present invention provides the kit that comprises the compound in a multiple dose form.

[0133] In another embodiment, the present invention provides an article of manufacture comprising a compound of the present invention, and packaging materials. In another variation, the packaging material comprises a container for housing the compound. In yet another variation, the invention provides the article of manufacture wherein the container comprises a label indicating one or more members of the group consisting of a disease state for which the compound is to be administered, storage information, dosing information and/or instructions regarding how to administer the composition.

[0134] In another variation, the present invention provides the article of manufacture wherein the article of manufacture comprises the compound in a multiple dose form.

[0135] In another embodiment, the present invention provides a method of inhibiting DPP-IV comprising contacting DPP-IV with a compound according to the present invention.

[0136] In another embodiment, the present invention provides a method of inhibiting DPP-IV comprising causing a compound according to the present invention to be present in a subject in order to inhibit DPP-IV *in vivo*.

[0137] In another embodiment, the present invention provides a method of inhibiting DPP-IV comprising: administering a first compound to a subject that is converted *in vivo* to a second compound wherein the second compound inhibits DPP-IV *in vivo*, the second compound being a compound of the present invention.

[0138] In another embodiment, the present invention provides therapeutic method comprising: administering a compound according to the present invention to a subject.

[0139] In another embodiment, the present invention provides a method of treating a disease state for which DPP-IV possesses activity that contributes to the pathology and/or symptomology of the disease state, the method comprising causing a compound of the present invention to be present in a subject in a therapeutically effective amount for the disease state.

[0140] In another embodiment, the present invention provides a method of treating cancer in a patient in need thereof, comprising administering to said patient a therapeutically effective amount of a compound according to the present invention. In particular variations, the cancer being treated is colorectal, prostate, breast, thyroid, skin, lung, or head and neck cancer.

[0141] In another embodiment, the present invention provides a method of treating a disease where the disease is type I or type II diabetes.

[0142] In another embodiment, the present invention provides a method of treating autoimmune disorders such as, but not limited to, rheumatoid arthritis, psoriasis, and multiple sclerosis in a patient in need thereof, comprising administering to said patient a therapeutically effective amount of a compound according to the present invention.

[0143] In another embodiment, the present invention provides a method of treating a condition characterized by inadequate lymphocyte or hemapoietic cell activation or concentration in a patient in need thereof, comprising administering to said patient a therapeutically effective amount of a compound according to the present invention.

[0144] In yet another embodiment, the present invention provides a method of treating a condition characterized by inadequate lymphocyte or hemapoietic cell activation or concentration in a patient in need thereof, wherein the condition is a side effect of chemotherapy or radiation therapy.

[0145] In yet another embodiment, the present invention provides a method of treating a condition characterized by inadequate lymphocyte or hemapoietic cell activation or concentration in a patient in need thereof, wherein the condition is a result of kidney failure.

[0146] In yet another embodiment, the present invention provides a method of treating a condition characterized by inadequate lymphocyte or hemapoietic cell activation or concentration in a patient in need thereof, wherein the condition is a result of a bone marrow disorder.

[0147] In another embodiment, the present invention provides a method of treating HIV infection in a patient in need thereof, comprising administering to said patient a therapeutically effective amount of a compound according to the present invention.

[0148] In another embodiment, the present invention provides a method of treating a condition characterized by immunodeficiency symptoms in a patient in need thereof, comprising administering to said patient a therapeutically effective amount of a compound according to the present invention.

[0149] It is noted in regard to all of the embodiments, and any further embodiments, variations, or individual compounds described or claimed herein that all such embodiments, variations, and/or individual compounds are intended to encompass all pharmaceutical acceptable salt forms whether in the form of a single stereoisomer or mixture of stereoisomers unless it is specifically specified otherwise. Similarly, when one or more potentially chiral centers are present in any of the embodiments, variations, and/or individual compounds specified or claimed herein, both possible chiral centers are intended to be encompassed unless it is specifically specified otherwise.

A. Salts, Hydrates, and Prodrugs of DPP-IV Inhibitors

[0150] It should be recognized that the compounds of the present invention may be present and optionally administered in the form of salts, hydrates and prodrugs that are converted *in vivo* into the compounds of the present invention. For example, it is within the scope of the present invention to convert the compounds of the present invention into and use them in the form of their pharmaceutically acceptable salts derived from various organic and inorganic acids and bases in accordance with procedures well known in the art.

[0151] When the compounds of the present invention possess a free base form, the compounds can be prepared as a pharmaceutically acceptable acid addition salt by reacting the free base form of the compound with a pharmaceutically acceptable inorganic or organic acid, e.g., hydrohalides such as hydrochloride, hydrobromide, hydroiodide; other mineral acids and their corresponding salts such as sulfate, nitrate, phosphate, etc.; and alkyl and monoarylsulfonates such as ethanesulfonate, toluenesulfonate and benzenesulfonate; and other organic acids and their corresponding salts such as acetate, tartrate, maleate, succinate, citrate, benzoate, salicylate and ascorbate. Further acid addition salts of the present invention include, but are not limited to: adipate, alginate, arginate, aspartate, bisulfate, bisulfite, bromide, butyrate, camphorate, camphorsulfonate, caprylate, chloride, chlorobenzoate, cyclopentanepropionate, digluconate, dihydrogenphosphate, dinitrobenzoate, dodecylsulfate, fumarate, galacterate (from mucic acid), galacturonate, glucoheptaate, gluconate, glutamate, glycerophosphate, hemisuccinate, hemisulfate, heptanoate, hexanoate, hippurate, hydrochloride, hydrobromide, hydroiodide, 2-hydroxyethanesulfonate, iodide, isethionate, iso-butyrate, lactate, lactobionate, malate, malonate, mandelate, metaphosphate, methanesulfonate, methylbenzoate, monohydrogenphosphate, 2-naphthalenesulfonate, nicotinate, nitrate, oxalate, oleate, pamoate, pectinate, persulfate, phenylacetate, 3-phenylpropionate, phosphate, phosphonate and phthalate. It should be recognized that the free base forms will typically differ from their respective salt forms somewhat in physical properties such as solubility in polar solvents, but otherwise the salts are equivalent to their respective free base forms for the purposes of the present invention.

[0152] When the compounds of the present invention possess a free acid form, a pharmaceutically acceptable base addition salt can be prepared by reacting the free acid form of the compound with a pharmaceutically acceptable inorganic or organic base. Examples of such bases are alkali metal hydroxides including potassium, sodium and lithium hydroxides; alkaline earth metal hydroxides such as barium and calcium hydroxides; alkali metal alkoxides, e.g. potassium ethanolate and sodium propanolate; and various organic bases such as ammonium hydroxide, piperidine, diethanolamine and N-methylglutamine. Also included are the aluminum salts of the compounds of the present invention. Further base salts of the present invention include, but are not limited to: copper, ferric, ferrous, lithium, magnesium, manganic, manganous, potassium, sodium and zinc salts. Organic base salts include, but are not limited to, salts of primary, secondary and tertiary amines, substituted amines including naturally occurring substituted amines, cyclic amines and basic ion exchange resins, e.g., arginine, betaine, caffeine, chlorprocaine, choline, N,N'-dibenzylethylenediamine (benzathine), dicyclohexylamine, diethylamine, 2-diethylaminoethanol, 2-dimethylaminoethanol, ethanolamine, ethylenediamine, N-ethylmorpholine, N-ethylpiperidine, glucamine, glucosamine, histidine, hydrabamine, iso-propylamine, lidocaine, lysine, meglumine, N-methyl-D-glucamine, morpholine, piperazine, piperidine, polyamine resins, procaine, purines, theobromine, triethanolamine, triethylamine, trimethylamine, tripropylamine and tris-(hydroxymethyl)-methylamine (tromethamine). It should be recognized that the free acid forms will typically differ from their respective salt forms somewhat in physical properties such as solubility in polar solvents, but otherwise the salts are equivalent to their respective free acid forms for the purposes of the present invention.

[0153] Compounds of the present invention that comprise basic nitrogen-containing groups may be quaternized with such agents as (C₁₋₄)alkyl halides, e.g., methyl, ethyl, isopropyl and tert-butyl chlorides, bromides and iodides; di (C₁₋₄)alkyl sulfates, e.g., dimethyl, diethyl and diamyl sulfates; (C₁₀₋₁₈)alkyl halides, e.g., decyl, dodecyl, lauryl, myristyl and stearyl chlorides, bromides and iodides; and aryl (C₁₋₄)alkyl halides, e.g., benzyl chloride and phenethyl bromide. Such salts permit the preparation of both water-soluble and oil-soluble compounds of the present invention.

[0154] *N*-oxides of compounds according to the present invention can be prepared by methods known to those of ordinary skill in the art. For example, *N*-oxides can be prepared by treating an unoxidized form of the compound with an oxidizing agent (e.g., trifluoroperacetic acid, permaleic acid, perbenzoic acid, peracetic acid, *meta*-chloroperoxybenzoic acid, or the like) in a suitable inert organic solvent (e.g., a halogenated hydrocarbon such as dichloromethane) at approximately 0 °C. Alternatively, the *N*-oxides of the compounds can be prepared from the *N*-oxide of an appropriate starting material.

[0155] Prodrug derivatives of compounds according to the present invention can be prepared by modifying substituents of compounds of the present invention that are then converted *in vivo* to a different substituent. It is noted that in many instances, the prodrugs themselves also fall within the scope of the range of compounds according to the present invention. For example, prodrugs can be prepared by reacting a compound with a carbamylating agent (e.g., 1,1-acyloxyalkylcarbonochloridate, *para*-nitrophenyl carbonate, or the like) or an acylating agent. Further examples of methods of making prodrugs are described in Saulnier *et al.* (1994), *Bioorganic and Medicinal Chemistry Letters*, Vol. 4, p. 1985.

[0156] Protected derivatives of compounds of the present invention can also be made. Examples of techniques applicable to the creation of protecting groups and their removal can be found in T.W. Greene, *Protecting Groups in Organic Synthesis*, 3rd edition, John Wiley & Sons, Inc. 1999.

[0157] Compounds of the present invention may also be conveniently prepared, or formed during the process of the invention, as solvates (e.g. hydrates). Hydrates of compounds of the present invention may be conveniently prepared by recrystallization from an aqueous/organic solvent mixture, using organic solvents such as dioxin, tetrahydrofuran or methanol.

[0158] A “pharmaceutically acceptable salt”, as used herein, is intended to encompass any compound according to the present invention that is utilized in the form of a salt thereof, especially where the salt confers on the compound improved pharmacokinetic properties as compared to the free form of compound or a different salt form of the compound. The pharmaceutically acceptable salt form may also initially confer desirable

pharmacokinetic properties on the compound that it did not previously possess, and may even positively affect the pharmacodynamics of the compound with respect to its therapeutic activity in the body. An example of a pharmacokinetic property that may be favorably affected is the manner in which the compound is transported across cell membranes, which in turn may directly and positively affect the absorption, distribution, biotransformation and excretion of the compound. While the route of administration of the pharmaceutical composition is important, and various anatomical, physiological and pathological factors can critically affect bioavailability, the solubility of the compound is usually dependent upon the character of the particular salt form thereof, which it utilized. One of skill in the art will appreciate that an aqueous solution of the compound will provide the most rapid absorption of the compound into the body of a subject being treated, while lipid solutions and suspensions, as well as solid dosage forms, will result in less rapid adsorption of the compound.

3. INDICATIONS FOR USE OF DPP-IV INHIBITORS

[0159] DPP-IV is believed to contribute to the pathology and/or symptomology of several different diseases such that reduction of the activity of DPP-IV in a subject through inhibition may be used to therapeutically address these disease states. Examples of various diseases that may be treated using the DPP-IV inhibitors of the present invention are described herein. It is noted that additional diseases beyond those disclosed herein may be later identified as the biological roles that DPP-IV plays in various pathways becomes more fully understood.

[0160] One set of indications that DPP-IV inhibitors of the present invention may be used to treat are those involving the prevention and treatment of diabetes and obesity, in particular type 2 diabetes mellitus, diabetic dislipidemia, conditions of impaired glucose tolerance (IGT), conditions of impaired fasting plasma glucose (IFG), metabolic acidosis, ketosis, appetite regulation and obesity.

[0161] DPP-IV inhibitors of the present invention may also be used as immunosuppressants (or cytokine release suppressant drugs) for the treatment of among other things: organ transplant rejection; autoimmune diseases such as inflammatory bowel disease, multiple sclerosis and rheumatoid arthritis; and the treatment of AIDS.

[0162] DPP-IV inhibitors of the present invention may also be used for treating various cancers including breast cancer, lung cancer and prostate cancer.

[0163] DPP-IV inhibitors of the present invention may also be used to treat dermatological diseases such as psoriasis, rheumatoid arthritis (RA) and lichen planus.

[0164] DPP-IV inhibitors of the present invention may also be used to treat infertility and amenorrhea.

[0165] DPP-IV inhibitors of the present invention may also be used to modulate cleavage of various cytokines (stimulating hematopoietic cells), growth factors and neuropeptides. For example, such conditions occur frequently in patients who are immunosuppressed, for example, as a consequence of chemotherapy and/or radiation therapy for cancer.

[0166] DPP-IV inhibitors of the present invention may also be used prevent or reduce cleavage of N-terminal Tyr-Ala from growth hormone-releasing factor. Accordingly, these inhibitors may be used in the treatment of short stature due to growth hormone deficiency (Dwarfism) and for promoting GH-dependent tissue growth or re-growth.

[0167] DPP-IV inhibitors of the present invention may also be used to address disease states associated with cleavage of neuropeptides and thus may be useful for the regulation or normalization of neurological disorders.

[0168] For oncology indications, DPP-IV inhibitors of the present invention may be used in conjunction with other agents to inhibit undesirable and uncontrolled cell proliferation. Examples of other anti-cell proliferation agents that may be used in conjunction with the DPP-IV inhibitors of the present invention include, but are not limited to, retinoid acid and derivatives thereof, 2-methoxyestradiol, ANGIOSTATIN™ protein, ENDOSTATIN™ protein, suramin, squalamine, tissue inhibitor of metalloproteinase-1, tissue inhibitor of metalloproteinase-2, plasminogen activator inhibitor-1, plasminogen activator inhibitor-2, cartilage-derived inhibitor, paclitaxel, platelet factor 4, protamine sulfate (clupeine), sulfated chitin derivatives (prepared from queen crab shells), sulfated polysaccharide peptidoglycan complex (sp-pg), staurosporine, modulators of matrix metabolism, including for example, proline analogs ((1-azetidino-2-carboxylic acid (LACA)), cishydroxyproline, d,l-3,4-dehydroproline, thiaproline, beta.-aminopropionitrile fumarate, 4-propyl-5-(4-pyridinyl)-2(3H)-oxazolone, methotrexate,

mitoxantrone, heparin, interferons, 2 macroglobulin-serum, chimp-3, chymostatin, beta.-cyclodextrin tetradecasulfate, eponemycin; fumagillin, gold sodium thiomalate, d-penicillamine (CDPT), beta.-1-anticollagenase-serum, alpha.2-antiplasmin, bisantrene, lobenzarit disodium, n-2-carboxyphenyl-4-chloroanthronilic acid disodium or "CCA", thalidomide; angostatic steroid, carboxyaminoimidazole; metalloproteinase inhibitors such as BB94. Other anti-angiogenesis agents that may be used include antibodies, preferably monoclonal antibodies against these angiogenic growth factors: bFGF, aFGF, FGF-5, VEGF isoforms, VEGF-C, HGF/SF and Ang-1/Ang-2. Ferrara N. and Alitalo, K. "Clinical application of angiogenic growth factors and their inhibitors" (1999) Nature Medicine 5:1359-1364.

4. COMPOSITIONS COMPRISING DPP-IV INHIBITORS

[0169] A wide variety of compositions and administration methods may be used in conjunction with the DPP-IV inhibitors of the present invention. Such compositions may include, in addition to the DPP-IV inhibitors of the present invention, conventional pharmaceutical excipients, and other conventional, pharmaceutically inactive agents. Additionally, the compositions may include active agents in addition to the DPP-IV inhibitors of the present invention. These additional active agents may include additional compounds according to the invention, and/or one or more other pharmaceutically active agents.

[0170] The compositions may be in gaseous, liquid, semi-liquid or solid form, formulated in a manner suitable for the route of administration to be used. For oral administration, capsules and tablets are typically used. For parenteral administration, reconstitution of a lyophilized powder, prepared as described herein, is typically used.

[0171] Compositions comprising DPP-IV inhibitors of the present invention may be administered or coadministered orally, parenterally, intraperitoneally, intravenously, intraarterially, transdermally, sublingually, intramuscularly, rectally, transbuccally, intranasally, liposomally, via inhalation, vaginally, intraocularly, via local delivery (for example by catheter or stent), subcutaneously, intraadiposally, intraarticularly, or intrathecally. The compounds and/or compositions according to the invention may also be administered or coadministered in slow release dosage forms.

[0172] The DPP-IV inhibitors and compositions comprising them may be administered or coadministered in any conventional dosage form. Co-administration in the context of this invention is intended to mean the administration of more than one therapeutic agent, one of which includes a DPP-IV inhibitor, in the course of a coordinated treatment to achieve an improved clinical outcome. Such co-administration may also be coextensive, that is, occurring during overlapping periods of time.

[0173] Solutions or suspensions used for parenteral, intradermal, subcutaneous, or topical application may optionally include one or more of the following components: a sterile diluent, such as water for injection, saline solution, fixed oil, polyethylene glycol, glycerine, propylene glycol or other synthetic solvent; antimicrobial agents, such as benzyl alcohol and methyl parabens; antioxidants, such as ascorbic acid and sodium bisulfite; chelating agents, such as ethylenediaminetetraacetic acid (EDTA); buffers, such as acetates, citrates and phosphates; agents for the adjustment of tonicity such as sodium chloride or dextrose, and agents for adjusting the acidity or alkalinity of the composition, such as alkaline or acidifying agents or buffers like carbonates, bicarbonates, phosphates, hydrochloric acid, and organic acids like acetic and citric acid. Parenteral preparations may optionally be enclosed in ampules, disposable syringes or single or multiple dose vials made of glass, plastic or other suitable material.

[0174] When DPP-IV inhibitors according to the present invention exhibit insufficient solubility, methods for solubilizing the compounds may be used. Such methods are known to those of skill in this art, and include, but are not limited to, using cosolvents, such as dimethylsulfoxide (DMSO), using surfactants, such as TWEEN, or dissolution in aqueous sodium bicarbonate. Derivatives of the compounds, such as prodrugs of the compounds may also be used in formulating effective pharmaceutical compositions.

[0175] Upon mixing or adding DPP-IV inhibitors according to the present invention to a composition, a solution, suspension, emulsion or the like may be formed. The form of the resulting composition will depend upon a number of factors, including the intended mode of administration, and the solubility of the compound in the selected carrier or vehicle. The effective concentration needed to ameliorate the disease being treated may be empirically determined.

[0176] Compositions according to the present invention are optionally provided for administration to humans and animals in unit dosage forms, such as tablets, capsules, pills, powders, dry powders for inhalers, granules, sterile parenteral solutions or suspensions, and oral solutions or suspensions, and oil-water emulsions containing suitable quantities of the compounds, particularly the pharmaceutically acceptable salts, preferably the sodium salts, thereof. The pharmaceutically therapeutically active compounds and derivatives thereof are typically formulated and administered in unit-dosage forms or multiple-dosage forms. Unit-dose forms, as used herein, refers to physically discrete units suitable for human and animal subjects and packaged individually as is known in the art. Each unit-dose contains a predetermined quantity of the therapeutically active compound sufficient to produce the desired therapeutic effect, in association with the required pharmaceutical carrier, vehicle or diluent. Examples of unit-dose forms include ampoules and syringes individually packaged tablet or capsule. Unit-dose forms may be administered in fractions or multiples thereof. A multiple-dose form is a plurality of identical unit-dosage forms packaged in a single container to be administered in segregated unit-dose form. Examples of multiple-dose forms include vials, bottles of tablets or capsules or bottles of pint or gallons. Hence, multiple dose form is a multiple of unit-doses that are not segregated in packaging.

[0177] In addition to one or more DPP-IV inhibitors according to the present invention, the composition may comprise: a diluent such as lactose, sucrose, dicalcium phosphate, or carboxymethylcellulose; a lubricant, such as magnesium stearate, calcium stearate and talc; and a binder such as starch, natural gums, such as gum acaciagelatin, glucose, molasses, polyvinylpyrrolidone, celluloses and derivatives thereof, povidone, crospovidones and other such binders known to those of skill in the art. Liquid pharmaceutically administrable compositions can, for example, be prepared by dissolving, dispersing, or otherwise mixing an active compound as defined above and optional pharmaceutical adjuvants in a carrier, such as, for example, water, saline, aqueous dextrose, glycerol, glycols, ethanol, and the like, to form a solution or suspension. If desired, the pharmaceutical composition to be administered may also contain minor amounts of auxiliary substances such as wetting agents, emulsifying agents, or solubilizing agents, pH buffering agents and the like, for example, acetate, sodium citrate, cyclodextrine derivatives, sorbitan monolaurate,

triethanolamine sodium acetate, triethanolamine oleate, and other such agents. Actual methods of preparing such dosage forms are known in the art, or will be apparent, to those skilled in this art; for example, see Remington's Pharmaceutical Sciences, Mack Publishing Company, Easton, Pa., 15th Edition, 1975. The composition or formulation to be administered will, in any event, contain a sufficient quantity of a DPP-IV inhibitor of the present invention to reduce DPP-IV activity *in vivo*, thereby treating the disease state of the subject.

[0178] Dosage forms or compositions may optionally comprise one or more DPP-IV inhibitors according to the present invention in the range of 0.005% to 100% (weight/weight) with the balance comprising additional substances such as those described herein. For oral administration, a pharmaceutically acceptable composition may optionally comprise any one or more commonly employed excipients, such as, for example pharmaceutical grades of mannitol, lactose, starch, magnesium stearate, talcum, cellulose derivatives, sodium crosscarmellose, glucose, sucrose, magnesium carbonate, sodium saccharin, talcum. Such compositions include solutions, suspensions, tablets, capsules, powders, dry powders for inhalers and sustained release formulations, such as, but not limited to, implants and microencapsulated delivery systems, and biodegradable, biocompatible polymers, such as collagen, ethylene vinyl acetate, polyanhydrides, polyglycolic acid, polyorthoesters, polylactic acid and others. Methods for preparing these formulations are known to those skilled in the art. The compositions may optionally contain 0.01%-100% (weight/weight) of one or more DPP-IV inhibitors, optionally 0.1-95%, and optionally 1-95%.

[0179] Salts, preferably sodium salts, of the DPP-IV inhibitors may be prepared with carriers that protect the compound against rapid elimination from the body, such as time release formulations or coatings. The formulations may further include other active compounds to obtain desired combinations of properties.

A. Formulations for oral administration

[0180] Oral pharmaceutical dosage forms may be as a solid, gel or liquid. Examples of solid dosage forms include, but are not limited to tablets, capsules, granules, and bulk powders. More specific examples of oral tablets include compressed, chewable lozenges and tablets that may be enteric-coated, sugar-coated or film-coated. Examples of capsules

include hard or soft gelatin capsules. Granules and powders may be provided in non-effervescent or effervescent forms. Each may be combined with other ingredients known to those skilled in the art.

[0181] In certain embodiments, DPP-IV inhibitors according to the present invention are provided as solid dosage forms, preferably capsules or tablets. The tablets, pills, capsules, troches and the like may optionally contain one or more of the following ingredients, or compounds of a similar nature: a binder; a diluent; a disintegrating agent; a lubricant; a glidant; a sweetening agent; and a flavoring agent.

[0182] Examples of binders that may be used include, but are not limited to, microcrystalline cellulose, gum tragacanth, glucose solution, acacia mucilage, gelatin solution, sucrose and starch paste.

[0183] Examples of lubricants that may be used include, but are not limited to, talc, starch, magnesium or calcium stearate, lycopodium and stearic acid.

[0184] Examples of diluents that may be used include, but are not limited to, lactose, sucrose, starch, kaolin, salt, mannitol and dicalcium phosphate.

[0185] Examples of glidants that may be used include, but are not limited to, colloidal silicon dioxide.

[0186] Examples of disintegrating agents that may be used include, but are not limited to, crosscarmellose sodium, sodium starch glycolate, alginic acid, corn starch, potato starch, bentonite, methylcellulose, agar and carboxymethylcellulose.

[0187] Examples of coloring agents that may be used include, but are not limited to, any of the approved certified water soluble FD and C dyes, mixtures thereof; and water insoluble FD and C dyes suspended on alumina hydrate.

[0188] Examples of sweetening agents that may be used include, but are not limited to, sucrose, lactose, mannitol and artificial sweetening agents such as sodium cyclamate and saccharin, and any number of spray-dried flavors.

[0189] Examples of flavoring agents that may be used include, but are not limited to, natural flavors extracted from plants such as fruits and synthetic blends of compounds that produce a pleasant sensation, such as, but not limited to peppermint and methyl salicylate.

[0190] Examples of wetting agents that may be used include, but are not limited to, propylene glycol monostearate, sorbitan monooleate, diethylene glycol monolaurate and polyoxyethylene lauryl ether.

[0191] Examples of anti-emetic coatings that may be used include, but are not limited to, fatty acids, fats, waxes, shellac, ammoniated shellac and cellulose acetate phthalates.

[0192] Examples of film coatings that may be used include, but are not limited to, hydroxyethylcellulose, sodium carboxymethylcellulose, polyethylene glycol 4000 and cellulose acetate phthalate.

[0193] If oral administration is desired, the salt of the compound may optionally be provided in a composition that protects it from the acidic environment of the stomach. For example, the composition can be formulated in an enteric coating that maintains its integrity in the stomach and releases the active compound in the intestine. The composition may also be formulated in combination with an antacid or other such ingredient.

[0194] When the dosage unit form is a capsule, it may optionally additionally comprise a liquid carrier such as a fatty oil. In addition, dosage unit forms may optionally additionally comprise various other materials that modify the physical form of the dosage unit, for example, coatings of sugar and other enteric agents.

[0195] Compounds according to the present invention may also be administered as a component of an elixir, suspension, syrup, wafer, sprinkle, chewing gum or the like. A syrup may optionally comprise, in addition to the active compounds, sucrose as a sweetening agent and certain preservatives, dyes and colorings and flavors.

[0196] The DPP-IV inhibitors of the present invention may also be mixed with other active materials that do not impair the desired action, or with materials that supplement the desired action, such as antacids, H₂ blockers, and diuretics. For example, if a compound is used for treating asthma or hypertension, it may be used with other bronchodilators and antihypertensive agents, respectively.

[0197] Examples of pharmaceutically acceptable carriers that may be included in tablets comprising DPP-IV inhibitors of the present invention include, but are not limited to binders, lubricants, diluents, disintegrating agents, coloring agents, flavoring agents, and wetting agents. Enteric-coated tablets, because of the enteric-coating, resist the action of

stomach acid and dissolve or disintegrate in the neutral or alkaline intestines. Sugar-coated tablets may be compressed tablets to which different layers of pharmaceutically acceptable substances are applied. Film-coated tablets may be compressed tablets that have been coated with polymers or other suitable coating. Multiple compressed tablets may be compressed tablets made by more than one compression cycle utilizing the pharmaceutically acceptable substances previously mentioned. Coloring agents may also be used in tablets. Flavoring and sweetening agents may be used in tablets, and are especially useful in the formation of chewable tablets and lozenges.

[0198] Examples of liquid oral dosage forms that may be used include, but are not limited to, aqueous solutions, emulsions, suspensions, solutions and/or suspensions reconstituted from non-effervescent granules and effervescent preparations reconstituted from effervescent granules.

[0199] Examples of aqueous solutions that may be used include, but are not limited to, elixirs and syrups. As used herein, elixirs refer to clear, sweetened, hydroalcoholic preparations. Examples of pharmaceutically acceptable carriers that may be used in elixirs include, but are not limited to solvents. Particular examples of solvents that may be used include glycerin, sorbitol, ethyl alcohol and syrup. As used herein, syrups refer to concentrated aqueous solutions of a sugar, for example, sucrose. Syrups may optionally further comprise a preservative.

[0200] Emulsions refer to two-phase systems in which one liquid is dispersed in the form of small globules throughout another liquid. Emulsions may optionally be oil-in-water or water-in-oil emulsions. Examples of pharmaceutically acceptable carriers that may be used in emulsions include, but are not limited to non-aqueous liquids, emulsifying agents and preservatives.

[0201] Examples of pharmaceutically acceptable substances that may be used in non-effervescent granules, to be reconstituted into a liquid oral dosage form, include diluents, sweeteners and wetting agents.

[0202] Examples of pharmaceutically acceptable substances that may be used in effervescent granules, to be reconstituted into a liquid oral dosage form, include organic acids and a source of carbon dioxide.

- [0203] Coloring and flavoring agents may optionally be used in all of the above dosage forms.
- [0204] Particular examples of preservatives that may be used include glycerin, methyl and propylparaben, benzoic acid, sodium benzoate and alcohol.
- [0205] Particular examples of non-aqueous liquids that may be used in emulsions include mineral oil and cottonseed oil.
- [0206] Particular examples of emulsifying agents that may be used include gelatin, acacia, tragacanth, bentonite, and surfactants such as polyoxyethylene sorbitan monooleate.
- [0207] Particular examples of suspending agents that may be used include sodium carboxymethylcellulose, pectin, tragacanth, Veegum and acacia. Diluents include lactose and sucrose. Sweetening agents include sucrose, syrups, glycerin and artificial sweetening agents such as sodium cyclamate and saccharin.
- [0208] Particular examples of wetting agents that may be used include propylene glycol monostearate, sorbitan monooleate, diethylene glycol monolaurate and polyoxyethylene lauryl ether.
- [0209] Particular examples of organic acids that may be used include citric and tartaric acid.
- [0210] Sources of carbon dioxide that may be used in effervescent compositions include sodium bicarbonate and sodium carbonate. Coloring agents include any of the approved certified water soluble FD and C dyes, and mixtures thereof.
- [0211] Particular examples of flavoring agents that may be used include natural flavors extracted from plants such fruits, and synthetic blends of compounds that produce a pleasant taste sensation.
- [0212] For a solid dosage form, the solution or suspension, in for example propylene carbonate, vegetable oils or triglycerides, is preferably encapsulated in a gelatin capsule. Such solutions, and the preparation and encapsulation thereof, are disclosed in U.S. Pat. Nos. 4,328,245; 4,409,239; and 4,410,545. For a liquid dosage form, the solution, e.g., for example, in a polyethylene glycol, may be diluted with a sufficient quantity of a pharmaceutically acceptable liquid carrier, e.g. water, to be easily measured for administration.

[0213] Alternatively, liquid or semi-solid oral formulations may be prepared by dissolving or dispersing the active compound or salt in vegetable oils, glycols, triglycerides, propylene glycol esters (e.g. propylene carbonate) and other such carriers, and encapsulating these solutions or suspensions in hard or soft gelatin capsule shells. Other useful formulations include those set forth in U.S. Pat. Nos. Re 28,819 and 4,358,603.

B. Injectables, solutions and emulsions

[0214] The present invention is also directed to compositions designed to administer the DPP-IV inhibitors of the present invention by parenteral administration, generally characterized by injection, either subcutaneously, intramuscularly or intravenously. Injectables may be prepared in any conventional form, for example as liquid solutions or suspensions, solid forms suitable for solution or suspension in liquid prior to injection, or as emulsions.

[0215] Examples of excipients that may be used in conjunction with injectables according to the present invention include, but are not limited to water, saline, dextrose, glycerol or ethanol. The injectable compositions may also optionally comprise minor amounts of non-toxic auxiliary substances such as wetting or emulsifying agents, pH buffering agents, stabilizers, solubility enhancers, and other such agents, such as for example, sodium acetate, sorbitan monolaurate, triethanolamine oleate and cyclodextrins. Implantation of a slow-release or sustained-release system, such that a constant level of dosage is maintained (see, e.g., U.S. Pat. No. 3,710,795) is also contemplated herein. The percentage of active compound contained in such parenteral compositions is highly dependent on the specific nature thereof, as well as the activity of the compound and the needs of the subject.

[0216] Parenteral administration of the formulations includes intravenous, subcutaneous and intramuscular administrations. Preparations for parenteral administration include sterile solutions ready for injection, sterile dry soluble products, such as the lyophilized powders described herein, ready to be combined with a solvent just prior to use, including hypodermic tablets, sterile suspensions ready for injection, sterile dry insoluble products ready to be combined with a vehicle just prior to use and sterile emulsions. The solutions may be either aqueous or nonaqueous.

[0217] When administered intravenously, examples of suitable carriers include, but are not limited to physiological saline or phosphate buffered saline (PBS), and solutions containing thickening and solubilizing agents, such as glucose, polyethylene glycol, and polypropylene glycol and mixtures thereof.

[0218] Examples of pharmaceutically acceptable carriers that may optionally be used in parenteral preparations include, but are not limited to aqueous vehicles, nonaqueous vehicles, antimicrobial agents, isotonic agents, buffers, antioxidants, local anesthetics, suspending and dispersing agents, emulsifying agents, sequestering or chelating agents and other pharmaceutically acceptable substances.

[0219] Examples of aqueous vehicles that may optionally be used include Sodium Chloride Injection, Ringers Injection, Isotonic Dextrose Injection, Sterile Water Injection, Dextrose and Lactated Ringers Injection.

[0220] Examples of nonaqueous parenteral vehicles that may optionally be used include fixed oils of vegetable origin, cottonseed oil, corn oil, sesame oil and peanut oil.

[0221] Antimicrobial agents in bacteriostatic or fungistatic concentrations may be added to parenteral preparations, particularly when the preparations are packaged in multiple-dose containers and thus designed to be stored and multiple aliquots to be removed. Examples of antimicrobial agents that may used include phenols or cresols, mercurials, benzyl alcohol, chlorobutanol, methyl and propyl p-hydroxybenzoic acid esters, thimerosal, benzalkonium chloride and benzethonium chloride.

[0222] Examples of isotonic agents that may be used include sodium chloride and dextrose. Examples of buffers that may be used include phosphate and citrate. Examples of antioxidants that may be used include sodium bisulfate. Examples of local anesthetics that may be used include procaine hydrochloride. Examples of suspending and dispersing agents that may be used include sodium carboxymethylcellulose, hydroxypropyl methylcellulose and polyvinylpyrrolidone. Examples of emulsifying agents that may be used include Polysorbate 80 (TWEEN 80). A sequestering or chelating agent of metal ions include EDTA.

[0223] Pharmaceutical carriers may also optionally include ethyl alcohol, polyethylene glycol and propylene glycol for water miscible vehicles and sodium hydroxide, hydrochloric acid, citric acid or lactic acid for pH adjustment.

[0224] The concentration of a DPP-IV inhibitor in the parenteral formulation may be adjusted so that an injection administers a pharmaceutically effective amount sufficient to produce the desired pharmacological effect. The exact concentration of a DPP-IV inhibitor and/or dosage to be used will ultimately depend on the age, weight and condition of the patient or animal as is known in the art.

[0225] Unit-dose parenteral preparations may be packaged in an ampoule, a vial or a syringe with a needle. All preparations for parenteral administration should be sterile, as is known and practiced in the art.

[0226] Injectables may be designed for local and systemic administration. Typically a therapeutically effective dosage is formulated to contain a concentration of at least about 0.1% w/w up to about 90% w/w or more, preferably more than 1% w/w of the DPP-IV inhibitor to the treated tissue(s). The DPP-IV inhibitor may be administered at once, or may be divided into a number of smaller doses to be administered at intervals of time. It is understood that the precise dosage and duration of treatment will be a function of the location of where the composition is parenterally administered, the carrier and other variables that may be determined empirically using known testing protocols or by extrapolation from *in vivo* or *in vitro* test data. It is to be noted that concentrations and dosage values may also vary with the age of the individual treated. It is to be further understood that for any particular subject, specific dosage regimens may need to be adjusted over time according to the individual need and the professional judgment of the person administering or supervising the administration of the formulations. Hence, the concentration ranges set forth herein are intended to be exemplary and are not intended to limit the scope or practice of the claimed formulations.

[0227] The DPP-IV inhibitor may optionally be suspended in micronized or other suitable form or may be derivatized to produce a more soluble active product or to produce a prodrug. The form of the resulting mixture depends upon a number of factors, including the intended mode of administration and the solubility of the compound in the selected carrier or vehicle. The effective concentration is sufficient for ameliorating the symptoms of the disease state and may be empirically determined.

C. Lyophilized powders

[0228] The DPP-IV inhibitors of the present invention may also be prepared as lyophilized powders, which can be reconstituted for administration as solutions, emulsions and other mixtures. The lyophilized powders may also be formulated as solids or gels.

[0229] Sterile, lyophilized powder may be prepared by dissolving the compound in a sodium phosphate buffer solution containing dextrose or other suitable excipient. Subsequent sterile filtration of the solution followed by lyophilization under standard conditions known to those of skill in the art provides the desired formulation. Briefly, the lyophilized powder may optionally be prepared by dissolving dextrose, sorbitol, fructose, corn syrup, xylitol, glycerin, glucose, sucrose or other suitable agent, about 1-20%, preferably about 5 to 15%, in a suitable buffer, such as citrate, sodium or potassium phosphate or other such buffer known to those of skill in the art at, typically, about neutral pH. Then, a DPP-IV inhibitor is added to the resulting mixture, preferably above room temperature, more preferably at about 30-35 °C, and stirred until it dissolves. The resulting mixture is diluted by adding more buffer to a desired concentration. The resulting mixture is sterile filtered or treated to remove particulates and to insure sterility, and apportioned into vials for lyophilization. Each vial may contain a single dosage or multiple dosages of the DPP-IV inhibitor.

D. Topical administration

[0230] The DPP-IV inhibitors of the present invention may also be administered as topical mixtures. Topical mixtures may be used for local and systemic administration. The resulting mixture may be a solution, suspension, emulsions or the like and are formulated as creams, gels, ointments, emulsions, solutions, elixirs, lotions, suspensions, tinctures, pastes, foams, aerosols, irrigations, sprays, suppositories, bandages, dermal patches or any other formulations suitable for topical administration.

[0231] The DPP-IV inhibitors may be formulated as aerosols for topical application, such as by inhalation (see, U.S. Pat. Nos. 4,044,126, 4,414,209, and 4,364,923, which describe aerosols for delivery of a steroid useful for treatment inflammatory diseases, particularly asthma). These formulations for administration to the respiratory tract can be in the form of an aerosol or solution for a nebulizer, or as a microfine powder for insufflation, alone or in combination with an inert carrier such as lactose. In such a case,

the particles of the formulation will typically have diameters of less than 50 microns, preferably less than 10 microns.

[0232] The DPP-IV inhibitors may also be formulated for local or topical application, such as for topical application to the skin and mucous membranes, such as in the eye, in the form of gels, creams, and lotions and for application to the eye or for intracisternal or intraspinal application. Topical administration is contemplated for transdermal delivery and also for administration to the eyes or mucosa, or for inhalation therapies. Nasal solutions of the DPP-IV inhibitor alone or in combination with other pharmaceutically acceptable excipients can also be administered.

E. Formulations for other routes of administration

[0233] Depending upon the disease state being treated, other routes of administration, such as topical application, transdermal patches, and rectal administration, may also be used. For example, pharmaceutical dosage forms for rectal administration are rectal suppositories, capsules and tablets for systemic effect. Rectal suppositories are used herein mean solid bodies for insertion into the rectum that melt or soften at body temperature releasing one or more pharmacologically or therapeutically active ingredients. Pharmaceutically acceptable substances utilized in rectal suppositories are bases or vehicles and agents to raise the melting point. Examples of bases include cocoa butter (theobroma oil), glycerin-gelatin, carbowax, (polyoxyethylene glycol) and appropriate mixtures of mono-, di- and triglycerides of fatty acids. Combinations of the various bases may be used. Agents to raise the melting point of suppositories include spermaceti and wax. Rectal suppositories may be prepared either by the compressed method or by molding. The typical weight of a rectal suppository is about 2 to 3 gm. Tablets and capsules for rectal administration may be manufactured using the same pharmaceutically acceptable substance and by the same methods as for formulations for oral administration.

F. Examples of Formulations

[0234] The following are particular examples of oral, intravenous and tablet formulations that may optionally be used with compounds of the present invention. It is noted that these formulations may be varied depending on the particular compound being used and the indication for which the formulation is going to be used.

ORAL FORMULATION

Compound of the Present Invention	10-100 mg
Citric Acid Monohydrate	105 mg
Sodium Hydroxide	18 mg
Flavoring	
Water	q.s. to 100 mL

INTRAVENOUS FORMULATION

Compound of the Present Invention	0.1-10 mg
Dextrose Monohydrate	q.s. to make isotonic
Citric Acid Monohydrate	1.05 mg
Sodium Hydroxide	0.18 mg
Water for Injection	q.s. to 1.0 mL

TABLET FORMULATION

Compound of the Present Invention	1%
Microcrystalline Cellulose	73%
Stearic Acid	25%
Colloidal Silica	1%.

5. KITS COMPRISING DPP-IV INHIBITORS

[0235] The invention is also directed to kits and other articles of manufacture for treating diseases associated with DPP-IV. It is noted that diseases are intended to cover all conditions for which the DPP-IV possesses activity that contributes to the pathology and/or symptomology of the condition.

[0236] In one embodiment, a kit is provided that comprises a composition comprising at least one DPP-IV inhibitor of the present invention in combination with instructions. The instructions may indicate the disease state for which the composition is to be administered, storage information, dosing information and/or instructions regarding how to administer the composition. The kit may also comprise packaging materials. The packaging material may comprise a container for housing the composition. The kit may also optionally comprise additional components, such as syringes for administration of the composition. The kit may comprise the composition in single or multiple dose forms.

[0237] In another embodiment, an article of manufacture is provided that comprises a composition comprising at least one DPP-IV inhibitor of the present invention in combination with packaging materials. The packaging material may comprise a container for housing the composition. The container may optionally comprise a label indicating the disease state for which the composition is to be administered, storage information, dosing information and/or instructions regarding how to administer the composition. The kit may also optionally comprise additional components, such as syringes for administration of the composition. The kit may comprise the composition in single or multiple dose forms.

[0238] It is noted that the packaging material used in kits and articles of manufacture according to the present invention may form a plurality of divided containers such as a divided bottle or a divided foil packet. The container can be in any conventional shape or form as known in the art which is made of a pharmaceutically acceptable material, for example a paper or cardboard box, a glass or plastic bottle or jar, a re-sealable bag (for example, to hold a "refill" of tablets for placement into a different container), or a blister pack with individual doses for pressing out of the pack according to a therapeutic schedule. The container that is employed will depend on the exact dosage form involved, for example a conventional cardboard box would not generally be used to hold a liquid suspension. It is feasible that more than one container can be used together in a single package to market a single dosage form. For example, tablets may be contained in a bottle that is in turn contained within a box. Typically the kit includes directions for the administration of the separate components. The kit form is particularly advantageous when the separate components are preferably administered in different dosage forms (e.g., oral, topical, transdermal and parenteral), are administered at different dosage intervals, or when titration of the individual components of the combination is desired by the prescribing physician.

[0239] One particular example of a kit according to the present invention is a so-called blister pack. Blister packs are well known in the packaging industry and are being widely used for the packaging of pharmaceutical unit dosage forms (tablets, capsules, and the like). Blister packs generally consist of a sheet of relatively stiff material covered with a foil of a preferably transparent plastic material. During the packaging process recesses are formed in the plastic foil. The recesses have the size and shape of individual tablets or

capsules to be packed or may have the size and shape to accommodate multiple tablets and/or capsules to be packed. Next, the tablets or capsules are placed in the recesses accordingly and the sheet of relatively stiff material is sealed against the plastic foil at the face of the foil which is opposite from the direction in which the recesses were formed. As a result, the tablets or capsules are individually sealed or collectively sealed, as desired, in the recesses between the plastic foil and the sheet. Preferably the strength of the sheet is such that the tablets or capsules can be removed from the blister pack by manually applying pressure on the recesses whereby an opening is formed in the sheet at the place of the recess. The tablet or capsule can then be removed via said opening.

[0240] Another specific embodiment of a kit is a dispenser designed to dispense the daily doses one at a time in the order of their intended use. Preferably, the dispenser is equipped with a memory-aid, so as to further facilitate compliance with the regimen. An example of such a memory-aid is a mechanical counter that indicates the number of daily doses that has been dispensed. Another example of such a memory-aid is a battery-powered micro-chip memory coupled with a liquid crystal readout, or audible reminder signal which, for example, reads out the date that the last daily dose has been taken and/or reminds one when the next dose is to be taken.

EXAMPLES

1. Preparation Of DPP-IV Inhibitors

[0241] Various methods may be developed for synthesizing compounds according to the present invention. Representative methods for synthesizing these compounds are provided in the Examples. It is noted, however, that the compounds of the present invention may also be synthesized by other synthetic routes that others may devise.

[0242] It will be readily recognized that certain compounds according to the present invention have atoms with linkages to other atoms that confer a particular stereochemistry to the compound (e.g., chiral centers). It is recognized that synthesis of compounds according to the present invention may result in the creation of mixtures of different stereoisomers (enantiomers, diastereomers). Unless a particular stereochemistry is specified, recitation of a compound is intended to encompass all of the different possible stereoisomers.

[0243] Various methods for separating mixtures of different stereoisomers are known in the art. For example, a racemic mixture of a compound may be reacted with an optically active resolving agent to form a pair of diastereoisomeric compounds. The diastereomers may then be separated in order to recover the optically pure enantiomers. Dissociable complexes may also be used to resolve enantiomers (e.g., crystalline diastereoisomeric salts). Diastereomers typically have sufficiently distinct physical properties (e.g., melting points, boiling points, solubilities, reactivity, etc.) that they can be readily separated by taking advantage of these dissimilarities. For example, diastereomers can typically be separated by chromatography or by separation/resolution techniques based upon differences in solubility. A more detailed description of techniques that can be used to resolve stereoisomers of compounds from their racemic mixture can be found in Jean Jacques Andre Collet, Samuel H. Wilen, *Enantiomers, Racemates and Resolutions*, John Wiley & Sons, Inc. (1981).

[0244] Compounds according to the present invention can also be prepared as a pharmaceutically acceptable acid addition salt by reacting the free base form of the compound with a pharmaceutically acceptable inorganic or organic acid. Alternatively, a pharmaceutically acceptable base addition salt of a compound can be prepared by reacting the free acid form of the compound with a pharmaceutically acceptable inorganic or organic base. Inorganic and organic acids and bases suitable for the preparation of the pharmaceutically acceptable salts of compounds are set forth in the definitions section of this Application. Alternatively, the salt forms of the compounds can be prepared using salts of the starting materials or intermediates.

[0245] The free acid or free base forms of the compounds can be prepared from the corresponding base addition salt or acid addition salt form. For example, a compound in an acid addition salt form can be converted to the corresponding free base by treating with a suitable base (e.g., ammonium hydroxide solution, sodium hydroxide, and the like). A compound in a base addition salt form can be converted to the corresponding free acid by treating with a suitable acid (e.g., hydrochloric acid, etc).

[0246] The *N*-oxides of compounds according to the present invention can be prepared by methods known to those of ordinary skill in the art. For example, *N*-oxides can be prepared by treating an unoxidized form of the compound with an oxidizing agent (e.g.,

trifluoroperacetic acid, permaleic acid, perbenzoic acid, peracetic acid, *meta*-chloroperoxybenzoic acid, or the like) in a suitable inert organic solvent (e.g., a halogenated hydrocarbon such as dichloromethane) at approximately 0 °C. Alternatively, the *N*-oxides of the compounds can be prepared from the *N*-oxide of an appropriate starting material.

[0247] Compounds in an unoxidized form can be prepared from *N*-oxides of compounds by treating with a reducing agent (e.g., sulfur, sulfur dioxide, triphenyl phosphine, lithium borohydride, sodium borohydride, phosphorus trichloride, tribromide, or the like) in an suitable inert organic solvent (e.g., acetonitrile, ethanol, aqueous dioxane, or the like) at 0 to 80 °C.

[0248] Prodrug derivatives of the compounds can be prepared by methods known to those of ordinary skill in the art (e.g., for further details see Saulnier *et al.* (1994), *Bioorganic and Medicinal Chemistry Letters*, Vol. 4, p. 1985). For example, appropriate prodrugs can be prepared by reacting a non-derivatized compound with a suitable carbamylating agent (e.g., 1,1-acyloxyalkylcarbonochloridate, *para*-nitrophenyl carbonate, or the like).

[0249] Protected derivatives of the compounds can be made by methods known to those of ordinary skill in the art. A detailed description of the techniques applicable to the creation of protecting groups and their removal can be found in T.W. Greene, *Protecting Groups in Organic Synthesis*, 3rd edition, John Wiley & Sons, Inc. 1999.

[0250] Compounds according to the present invention may be conveniently prepared, or formed during the process of the invention, as solvates (e.g. hydrates). Hydrates of compounds of the present invention may be conveniently prepared by recrystallization from an aqueous/organic solvent mixture, using organic solvents such as dioxin, tetrahydrofuran or methanol.

[0251] Compounds according to the present invention can also be prepared as their individual stereoisomers by reacting a racemic mixture of the compound with an optically active resolving agent to form a pair of diastereoisomeric compounds, separating the diastereomers and recovering the optically pure enantiomer. While resolution of enantiomers can be carried out using covalent diastereomeric derivatives of compounds, dissociable complexes are preferred (e.g., crystalline diastereoisomeric salts).

Diastereomers have distinct physical properties (e.g., melting points, boiling points, solubilities, reactivity, etc.) and can be readily separated by taking advantage of these dissimilarities. The diastereomers can be separated by chromatography or, preferably, by separation/resolution techniques based upon differences in solubility. The optically pure enantiomer is then recovered, along with the resolving agent, by any practical means that would not result in racemization. A more detailed description of the techniques applicable to the resolution of stereoisomers of compounds from their racemic mixture can be found in Jean Jacques Andre Collet, Samuel H. Wilen, *Enantiomers, Racemates and Resolutions*, John Wiley & Sons, Inc. (1981).

[0252] As used herein the symbols and conventions used in these processes, schemes and examples are consistent with those used in the contemporary scientific literature, for example, the Journal of the American Chemical Society or the Journal of Biological Chemistry. Standard single-letter or three-letter abbreviations are generally used to designate amino acid residues, which are assumed to be in the L-configuration unless otherwise noted. Unless otherwise noted, all starting materials were obtained from commercial suppliers and used without further purification. Specifically, the following abbreviations may be used in the examples and throughout the specification:

g (grams);	mg (milligrams);
L (liters);	mL (milliliters);
μ L (microliters);	psi (pounds per square inch);
M (molar);	mM (millimolar);
i.v. (intravenous);	Hz (Hertz);
MHz (megahertz);	mol (moles);
mmol (millimoles);	RT (ambient temperature);
min (minutes);	h (hours);
mp (melting point);	TLC (thin layer chromatography);
Tr (retention time);	RP (reverse phase);
MeOH (methanol);	i-PrOH (isopropanol);
TEA (triethylamine);	TFA (trifluoroacetic acid);
TFAA (trifluoroacetic anhydride);	THF (tetrahydrofuran);
DMSO (dimethylsulfoxide);	EtOAc (ethyl acetate);

DME (1,2-dimethoxyethane); DCM (dichloromethane);
DCE (dichloroethane); DMF (N,N-dimethylformamide);
DMPU (N,N'-dimethylpropyleneurea); CDI (1,1-carbonyldiimidazole);
IBCF (isobutyl chloroformate); HOAc (acetic acid);
HOSu (N-hydroxysuccinimino); HOBT (1-hydroxybenzotriazole);
Et₂O (diethyl ether);
EDCI (ethylcarbodiimino hydrochloride);
BOC (tert-butyloxycarbonyl); FMOC (9-fluorenylmethoxycarbonyl);
DCC (dicyclohexylcarbodiimino); CBZ (benzyloxycarbonyl);
Ac (acetyl); atm (atmosphere);
TMSE (2-(trimethylsilyl)ethyl); TMS (trimethylsilyl);
TIPS (triisopropylsilyl); TBS (t-butyldimethylsilyl);
DMAP (4-dimethylaminopyridine); Me (methyl);
OMe (methoxy); Et (ethyl);
Et (ethyl); tBu (tert-butyl);
HPLC (high pressure liquid chromatography);
BOP (bis(2-oxo-3-oxazolidinyl)phosphinic chloride);
TBAF (tetra-n-butylammonium fluoride); and
mCPBA (meta-chloroperbenzoic acid).

[0253] All references to ether or Et₂O are to diethyl ether; brine refers to a saturated aqueous solution of NaCl. Unless otherwise indicated, all temperatures are expressed in °C (degrees Centigrade). All reactions conducted under an inert atmosphere at RT unless otherwise noted.

[0254] ¹H NMR spectra were recorded on a Bruker Avance 400. Chemical shifts are expressed in parts per million (ppm). Coupling constants are in units of hertz (Hz). Splitting patterns describe apparent multiplicities and are designated as s (singlet), d (doublet), t (triplet), q (quartet), m (multiplet), br (broad).

[0255] Low-resolution mass spectra (MS) and compound purity data were acquired on a Waters ZQ LC/MS single quadrupole system equipped with electrospray ionization (ESI) source, UV detector (220 and 254 nm), and evaporative light scattering detector (ELSD).

Thin-layer chromatography was performed on 0.25 mm E. Merck silica gel plates (60F-254), visualized with UV light, 5% ethanolic phosphomolybdic acid, Ninhydrin or p-anisaldehyde solution. Flash column chromatography was performed on silica gel (230-400 mesh, Merck).

2. Synthetic Schemes For DPP-IV Inhibitors Of The Present Invention

[0256] DPP-IV inhibitors according to the present invention may be synthesized according to a variety of reaction schemes. Some illustrative schemes are provided herein in the examples. Other reaction schemes could be readily devised by those skilled in the art.

[0257] In the reactions described hereinafter it may be necessary to protect reactive functional groups, for example hydroxy, amino, imino, thio or carboxy groups, where these are desired in the final product, to avoid their unwanted participation in the reactions. Conventional protecting groups may be used in accordance with standard practice, for examples see T.W. Greene and P. G. M. Wuts in "Protective Groups in Organic Chemistry" John Wiley and Sons, 1991.

[0258] By varying the V, W, X, Y, Z, R₁, R₂, R₃, R₄, R₅, R₆, R₇, R₈, R₉, R₁₀, R₁₁, R₁₂, R₁₃, R₁₄, R₁₅, R₁₆, R₁₇, R₁₈, R₁₉, and R₂₀ groups, a wide variety of different DPP-IV inhibitors according to the present invention may be synthesized.

[0259] In each of the above reaction schemes, the various substituents may be selected from among the various substituents otherwise taught herein.

[0260] Descriptions of the syntheses of particular compounds according to the present invention based on the above reaction schemes are set forth herein.

3. Examples Of DPP-IV Inhibitors

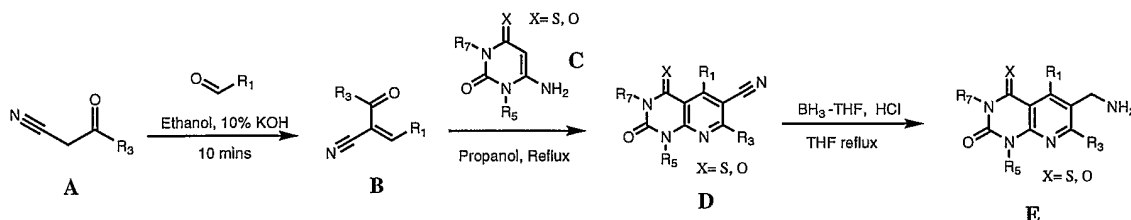
[0261] The present invention is further exemplified, but not limited by, the following examples that describe the synthesis of particular compounds according to the invention.

Experimental Methods

[0262] A general synthetic route for producing compounds of the present invention is shown in Scheme 1. Condensation of **Compound A** with an aldehyde provides

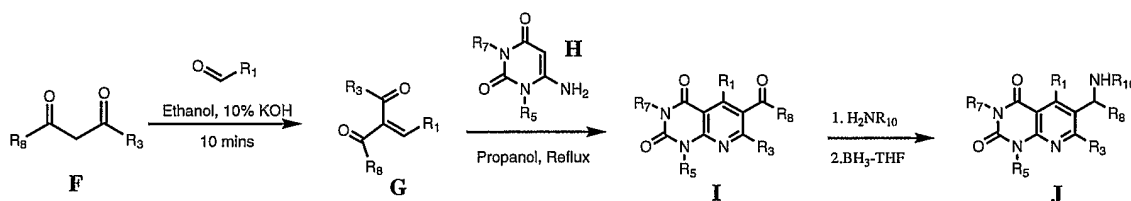
Compound B, which is then treated with **Compound C** to give **Compound D**. Finally, reduction gives the compound of the present invention.

Scheme 1:



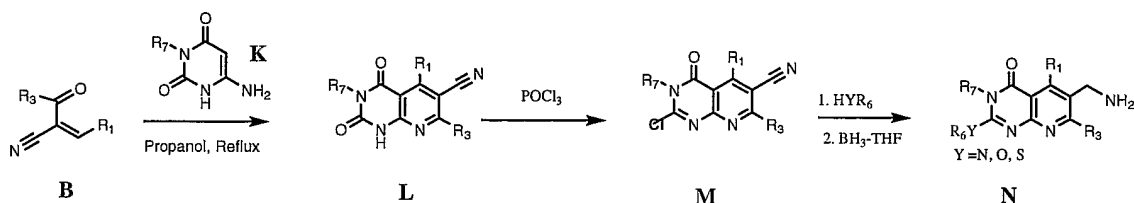
[0263] A synthetic route for producing other compounds of the present invention is shown in Scheme 2. Condensation of **Compound F** with an aldehyde provides **Compound G**, which is then treated with **Compound H** to give **Compound I**. Reductive amination gives the compound of the present invention.

Scheme 2:



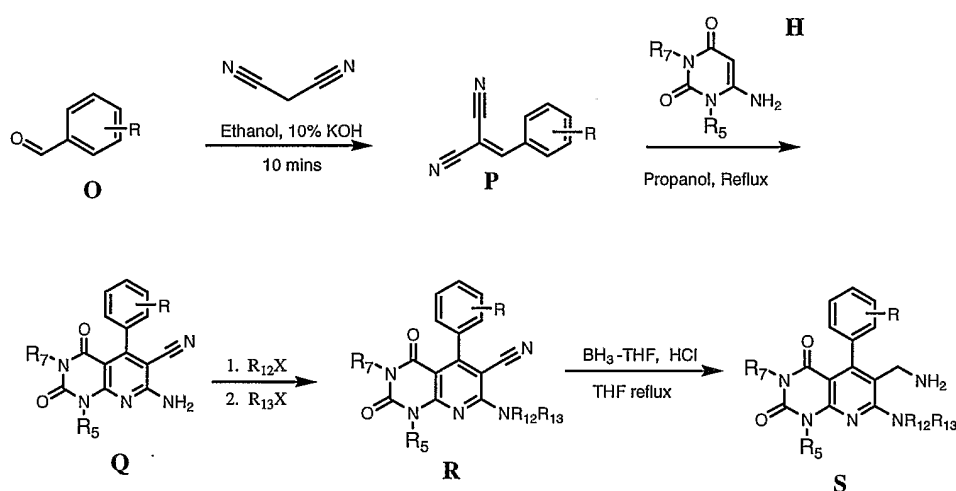
[0264] A synthetic route for producing other compounds of the present invention is shown in Scheme 3. Treatment of **Compound B** with **Compound K** provides **Compound L**, which is then halogenated to give **Compound M**. Amination followed by reduction gives the compound of the present invention.

Scheme 3:



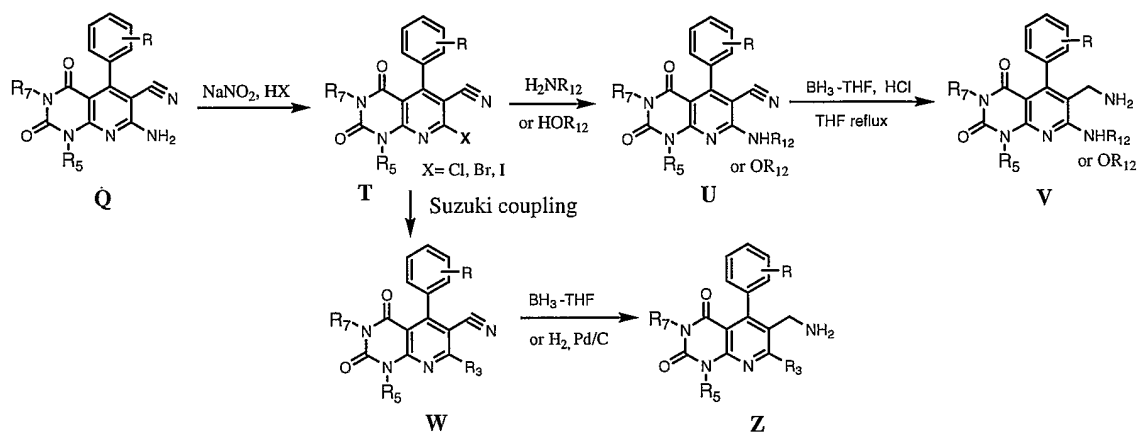
[0265] A synthetic route for producing other compounds of the present invention is shown in Scheme 4. Treatment of **Compound O** with malononitrile provides **Compound P**, which is then treated with **Compound H** to give **Compound Q**. Alkylation followed by reduction gives the compound of the present invention.

Scheme 4:



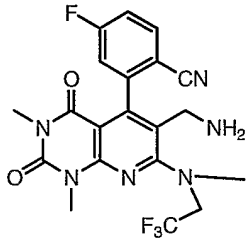
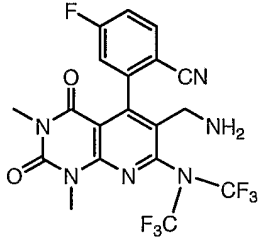
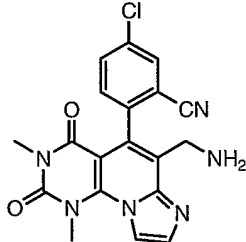
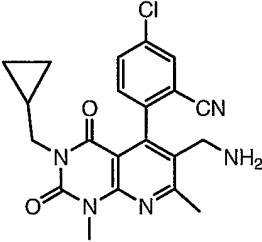
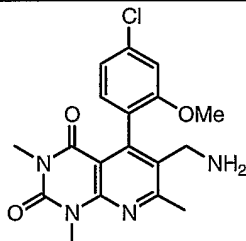
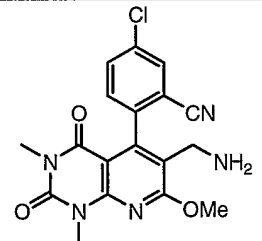
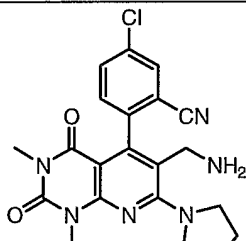
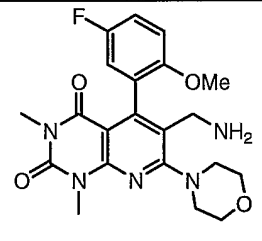
[0266] A synthetic route for producing other compounds of the present invention is shown in Scheme 5. Treatment of **Compound Q** with sodium nitrite and a halide source provides **Compound T**, which is then treated with an amine or an alcohol to give **Compound U**. Reduction gives **Compound V** of the present invention. Alternatively, **Compound T** is subjected to a Suzuki or other transition metal mediated coupling to provide **Compound W**. Reduction then gives **Compound Z** of the present invention.

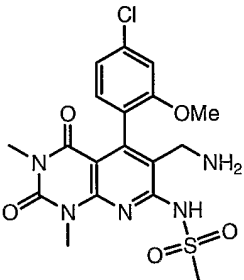
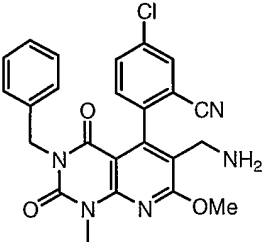
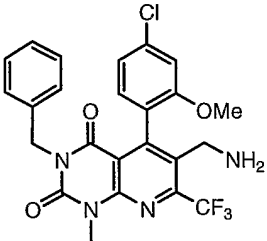
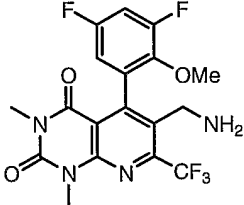
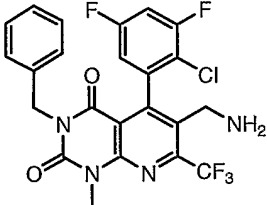
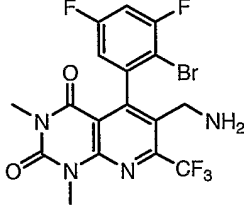
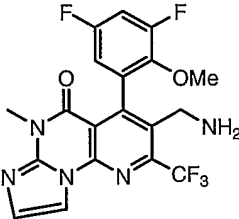
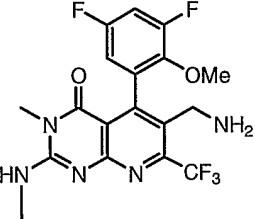
Scheme 5:

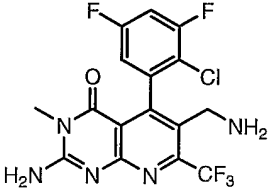
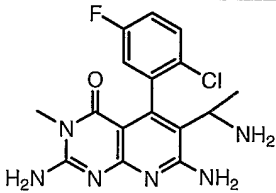
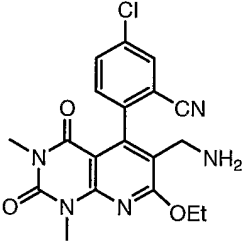
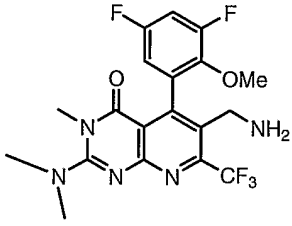


[0267] For example, the above reaction schemes, and variations thereof, can be used to prepare the following:

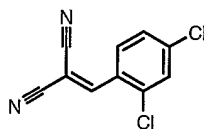
<p>2-(7-amino-6-(aminomethyl)-1,3-dimethyl-2,4-dioxo-1,2,3,4-tetrahydropyrido[2,3-<i>d</i>]pyrimidin-5-yl)-4-fluorobenzonitrile</p>	<p>2-(6-(aminomethyl)-7-chloro-1,3-dimethyl-2,4-dioxo-1,2,3,4-tetrahydropyrido[2,3-<i>d</i>]pyrimidin-5-yl)-4-fluorobenzonitrile</p>
<p>2-(6-(aminomethyl)-1,3,7-trimethyl-2,4-dioxo-1,2,3,4-tetrahydropyrido[2,3-<i>d</i>]pyrimidin-5-yl)-4-fluorobenzonitrile</p>	<p>2-(6-(aminomethyl)-1,3-dimethyl-2,4-dioxo-7-(trifluoromethyl)-1,2,3,4-tetrahydropyrido[2,3-<i>d</i>]pyrimidin-5-yl)-4-fluorobenzonitrile</p>
<p>2-(6-(aminomethyl)-1,3-dimethyl-2,4-dioxo-1,2,3,4-tetrahydropyrido[2,3-<i>d</i>]pyrimidin-5-yl)-4-fluorobenzonitrile</p>	<p>2-(6-(aminomethyl)-1,3-dimethyl-2,4-dioxo-7-(2,2,2-trifluoroethylamino)-1,2,3,4-tetrahydropyrido[2,3-<i>d</i>]pyrimidin-5-yl)-4-fluorobenzonitrile</p>

 <p>2-(6-(aminomethyl)-1,3-dimethyl-7-(methyl(2,2,2-trifluoroethyl)amino)-2,4-dioxo-1,2,3,4-tetrahydropyrido[2,3-d]pyrimidin-5-yl)-4-fluorobenzonitrile</p>	 <p>2-(6-(aminomethyl)-7-(bis(trifluoromethyl)amino)-1,3-dimethyl-2,4-dioxo-1,2,3,4-tetrahydropyrido[2,3-d]pyrimidin-5-yl)-4-fluorobenzonitrile</p>
 <p>2-(6-(aminomethyl)-1,3-dimethyl-2,4-dioxo-7,8-imidazo-[1,2-a]-1,2,3,4,7,8-hexahydropyrido[2,3-d]pyrimidin-5-yl)-5-chlorobenzonitrile</p>	 <p>2-(6-(aminomethyl)-3-(cyclopropylmethyl)-1,7-dimethyl-2,4-dioxo-1,2,3,4-tetrahydropyrido[2,3-d]pyrimidin-5-yl)-5-chlorobenzonitrile</p>
 <p>6-(aminomethyl)-5-(4-chloro-2-methoxyphenyl)-1,3,7-trimethylpyrido[2,3-d]pyrimidine-2,4(1H,3H)-dione</p>	 <p>2-(6-(aminomethyl)-7-methoxy-1,3-dimethyl-2,4-dioxo-1,2,3,4-tetrahydropyrido[2,3-d]pyrimidin-5-yl)-5-chlorobenzonitrile</p>
 <p>2-(6-(aminomethyl)-1,3-dimethyl-2,4-dioxo-7-(pyrrolidin-1-yl)-1,2,3,4-tetrahydropyrido[2,3-d]pyrimidin-5-yl)-5-chlorobenzonitrile</p>	 <p>6-(aminomethyl)-5-(5-fluoro-2-methoxyphenyl)-1,3-dimethyl-7-morpholinopyrido[2,3-d]pyrimidine-2,4(1H,3H)-dione</p>

 <p>N-(6-(aminomethyl)-5-(4-chloro-2-methoxyphenyl)-1,3-dimethyl-2,4-dioxo-1,2,3,4-tetrahydropyrido[2,3-<i>d</i>]pyrimidin-7-yl)methanesulfonamide</p>	 <p>2-(6-(aminomethyl)-3-benzyl-7-methoxy-1-methyl-2,4-dioxo-1,2,3,4-tetrahydropyrido[2,3-<i>d</i>]pyrimidin-5-yl)-5-chlorobenzonitrile</p>
 <p>6-(aminomethyl)-3-benzyl-5-(4-chloro-2-methoxyphenyl)-1-methyl-7-(trifluoromethyl)pyrido[2,3-<i>d</i>]pyrimidine-2,4(1H,3H)-dione</p>	 <p>6-(aminomethyl)-5-(3,5-difluoro-2-methoxyphenyl)-1,3-dimethyl-7-(trifluoromethyl)pyrido[2,3-<i>d</i>]pyrimidine-2,4(1H,3H)-dione</p>
 <p>6-(aminomethyl)-3-benzyl-5-(2-chloro-3,5-difluorophenyl)-1-methyl-7-(trifluoromethyl)pyrido[2,3-<i>d</i>]pyrimidine-2,4(1H,3H)-dione</p>	 <p>6-(aminomethyl)-5-(2-bromo-3,5-difluorophenyl)-1,3-dimethyl-7-(trifluoromethyl)pyrido[2,3-<i>d</i>]pyrimidine-2,4(1H,3H)-dione</p>
 <p>6-(aminomethyl)-5-(3,5-difluoro-2-methoxyphenyl)-1,2-imidazo[1,2-<i>a</i>]-3-methyl-7-(trifluoromethyl)-2,3-dihydropyrido[2,3-<i>d</i>]pyrimidin-4(1H)-one</p>	 <p>6-(aminomethyl)-5-(3,5-difluoro-2-methoxyphenyl)-3-methyl-2-(methylamino)-7-(trifluoromethyl)pyrido[2,3-<i>d</i>]pyrimidin-4(3H)-one</p>

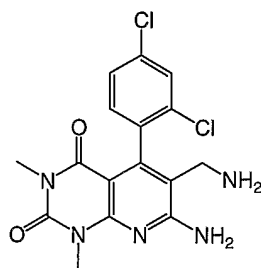
 <p>2-amino-6-(aminomethyl)-5-(2-chloro-3,5-difluorophenyl)-3-methyl-7-(trifluoromethyl)pyrido[2,3-<i>d</i>]pyrimidin-4(3H)-one</p>	 <p>2,7-diamino-6-(1-aminoethyl)-5-(2-chloro-5-fluorophenyl)-3-methylpyrido[2,3-<i>d</i>]pyrimidin-4(3H)-one</p>
 <p>2-(6-(aminomethyl)-7-ethoxy-1,3-dimethyl-2,4-dioxo-1,2,3,4-tetrahydropyrido[2,3-<i>d</i>]pyrimidin-5-yl)-5-chlorobenzonitrile</p>	 <p>6-(aminomethyl)-5-(3,5-difluoro-2-methoxyphenyl)-2-(dimethylamino)-3-methyl-7-(trifluoromethyl)pyrido[2,3-<i>d</i>]pyrimidin-4(3H)-one</p>

Compound 1A: 2-(2,4-Dichloro-benzylidene)-malononitrile



[0268] Referring to Scheme 4, to a solution of 2,4-dichlorobenzaldehyde (1.75g, 10 mmol) and malononitrile (660 mg, 10 mmol) in ethanol (10 ml) was added 200 μ L of 10% aqueous KOH. The mixture was stirred at room temperature for 15 min, allowed to stand for 30 min, cooled with ice-bath and then filtered to give **Compound 1A** as a white solid (1.8 g).

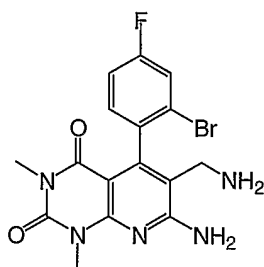
Example 1: 7-Amino-6-aminomethyl-5-(2,4-dichloro-phenyl)-1,3-dimethyl-1H-pyrido[2,3-*d*]pyrimidine-2,4-dione



[0269] A mixture of **Compound 1A** (150 mg, 0.6 mmol) and 6-Amino-1,3-dimethyl uracil (200 mg, 1.2 mmol) in propanol (5 ml) was refluxed overnight, concentrated, redissolved in DCM, washed with 5 % aqueous HCl, water, dried over Na₂SO₄, and concentrated to give the crude product **Compound 1B**.

[0270] To a solution of the crude **Compound 1B** in THF (3 mL), a solution of 1M BH₃-THF (2.4 mL, 2.4 mmol) and two drops of 4 M HCl in dioxane were added. The mixture was heated under reflux for 4 h, concentrated, co-evaporated with MeOH, redissolved in MeOH and acidified with TFA. The residue was purified by LC-MS to give the title compound as the TFA salt. ¹H NMR (400 MHz, CDCl₃-CD₃OD) δ 7.47 (d, *J*=2.0 Hz, 1 H) 7.32 (dd, *J*=8.1, 2.0 Hz, 1 H) 7.03 (d, *J*=8.1 Hz, 1 H) 3.74 and 3.58 (ABq, *J*=14.9 and 59.4 Hz, 2 H) 3.56 (s, 3 H) 3.19 (s, 3 H). [M-NH₂] calc'd for C₁₆H₁₃Cl₂N₄O₂, 363; found, 363.

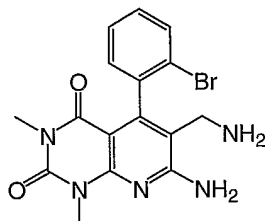
Example 2: 7-Amino-6-aminomethyl-5-(2-bromo-4-fluoro-phenyl)-1,3-dimethyl-1H-pyrido[2,3-d]pyrimidine-2,4-dione



[0271] The title compound was synthesized from 2-bromo-4-fluoro-benzaldehyde following the same procedure described in the synthesis of **Example 1**. ¹H NMR (400 MHz, CDCl₃-CD₃OD 10:1) 7.40 (dd, *J*=8.2, 2.4 Hz, 1 H) 7.12 (td, *J*=8.2, 2.5 Hz, 1 H)

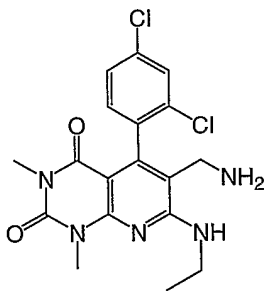
7.04 - 7.09 (dd, $J=5.9, 8.6$ Hz, 1H), 3.71 (d, $J=14.7$ Hz 1 H) 3.55 - 3.62 (m, 4 H), 3.20 (s, 3 H). [M-NH₂] calc'd for C₁₆H₁₃BrFN₄O₂, 391; found, 391.

Example 3: 7-Amino-6-aminomethyl-5-(2-bromo-phenyl)-1,3-dimethyl-1H-pyrido[2,3-d]pyrimidine-2,4-dione



[0272] The title compound was synthesized from 2-bromo-benzaldehyde following the same procedure described in the synthesis of **Example 1**. ¹H NMR (400 MHz, DMSO-D₆) δ 7.68 (dd, $J=7.96, 1.1$ Hz, 1 H) 7.43 - 7.47 (dd, $J=7.5, 1.5$ Hz, 1 H) 7.34 (td, $J=7.7, 1.5$ Hz, 1 H) 7.27 (dd, $J=7.6, 1.5$ Hz, 1 H) 3.81(d, $J=13.9$ Hz, 1 H) 3.53 (m, 4 H), 3.07 (s, 3 H). [M-NH₂] calc'd for C₁₆H₁₄BrN₄O₂, 373; found, 373.

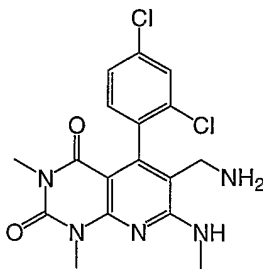
Example 4: 6-Aminomethyl-5-(2,4-dichloro-phenyl)-7-ethylamino-1,3-dimethyl-1H-pyrido[2,3-d]pyrimidine-2,4-dione



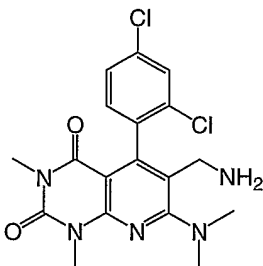
[0273] To a solution of **Compound 1B** (300 mg, 0.8 mmol) in a mixture of pyridine and DCM (5:1, 5 mL) was added AcCl (0.5 mL). The mixture was heated at 100 °C in a microwave for 10 min, concentrated, redissolved in DCM, washed with 5 % aqueous HCl and water. The crude product was dissolved in THF (2 mL), treated with BH₃-THF (4mL) and two drops of 4 M HCl in dioxane under reflux overnight. General workup as described in the synthesis of **Example 1** and LC-MS purification gave **Example 4** as the TFA salt. ¹H NMR (400 MHz, CDCl₃-CD₃OD 10:1) δ 7.46 (d, $J=1.8$ Hz, 1 H) 7.31 (dd,

$J=8.2$, 1.9 Hz, 1 H) 7.05 (d, $J=8.3$ Hz, 1 H) 3.74 (d, $J=14.7$ Hz, 1 H) 3.61 (s, 3 H) 3.51 - 3.59 (m, 3 H) 3.19 (s, 3 H) 1.24 (t, $J=7.074$ Hz, 3 H). $[M-NH_2]$ calc'd for $C_{18}H_{17}Cl_2N_4O_2$, 391; found, 391.

Example 5: 6-Aminomethyl-5-(2,4-dichloro-phenyl)-1,3-dimethyl-7-methylamino-1H-pyrido[2,3-d]pyrimidine-2,4-dione



Example 6: 6-Aminomethyl-5-(2,4-dichloro-phenyl)-7-dimethylamino-1,3-dimethyl-1H-pyrido[2,3-d]pyrimidine-2,4-dione

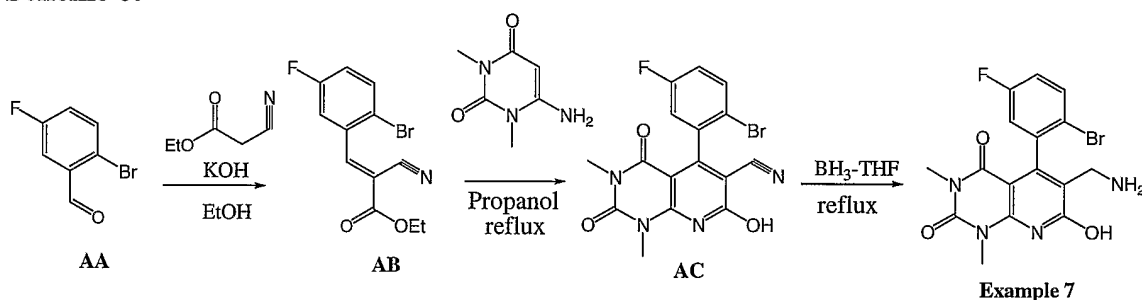


[0274] **Compound 1B** (200 mg, 0.5 mmol) in dry DMF (3 mL) was treated with 60 % NaH (22 mg, 0.55 mmol), followed by MeI (105 mg, 0.75 mmol). The mixture was stirred at room temperature for 2 h, and then concentrated to dryness. The crude product was dissolved in DCM and washed with water. The crude mixture was dissolved in THF (2 mL) and then treated with BH_3 -THF (2 mL) under reflux overnight. General workup as described in the synthesis of **Example 1** and LC-MS purification gave **Examples 5** and **6**.

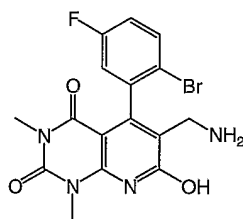
[0275] **Example 5:** 1H NMR (400 MHz, $CDCl_3$ - CD_3OD 10:1) δ 7.47 (d, $J=2.0$ Hz, 1 H) 7.32 (dd, $J=8.3$, 2.0 Hz, 1 H) 7.03 (d, $J=8.3$ Hz, 1 H) 3.72, 3.57 (ABq, $J=14.9$, 57.6 Hz, 2 H), 3.63 (s, 3 H), 3.20 (s, 3 H), 3.03 (s, 3H). $[M-NH_2]$ calc'd for $C_{17}H_{15}Cl_2N_4O_2$, 377; found, 377.

[0276] **Example 6:** ^1H NMR (400 MHz, $\text{CDCl}_3\text{-CD}_3\text{OD}$ 10:1) δ 7.47 (d, $J=2.0$ Hz, 1 H) 7.31 (dd, $J=8.1, 2.0$ Hz, 1 H) 7.07 (d, $J=8.3$ Hz, 1 H) 3.91, 3.72 (ABq, $J=14.9, 78.1$ Hz, 2 H), 3.63 (s, 3 H) 3.22 (s, 3 H) 3.02 (s, 6 H). $[\text{M-NH}_2]$ calc'd for $\text{C}_{18}\text{H}_{18}\text{Cl}_2\text{N}_4\text{O}_2$, 392; found, 392.

Scheme 6:



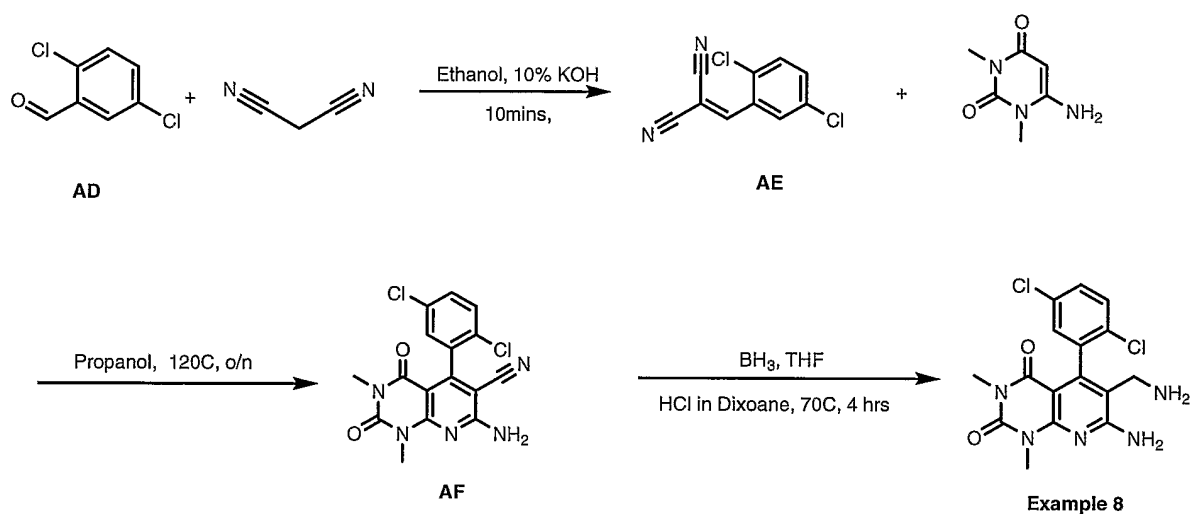
Example 7: 6-Aminomethyl-5-(2-bromo-5-fluoro-phenyl)-7-hydroxy-1,3-dimethyl-1H-pyrido[2,3-d]pyrimidine-2,4-dione



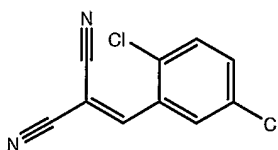
[0277] Referring to Scheme 6, to a solution of 2-bromo-5-fluoro-benzaldehyde (960 mg, 5 mmol), and cyano-acetic acid ethyl ester (600mg, 5.4 mmol) in EtOH (4mL) was added three drops of 10% aqueous KOH. After stirring for 15 min and standing at room temperature for 30 min, the mixture was filtered to give **Compound AB**.

[0278] **Compound AB** (300 mg) and 6-amino-1,3-dimethyl uracil (500 mg) in propanol (5 mL) was refluxed overnight. After general workup and BH_3 reduction as described in the synthesis of **Example 1**, **Example 7** was isolated by LC-MS as the TFA salt. ^1H NMR (400 MHz, $\text{CDCl}_3\text{-CD}_3\text{OD}$ 10:1) δ 7.56 (dd, $J=8.8, 5.1$ Hz, 1 H) 6.99 (td, $J=8.3, 2.8$ Hz, 1 H) 6.92 (dd, $J=8.3, 3.0$ Hz, 1 H) 3.79, 3.45 (ABq, $J=13.6, 135.9$ Hz, 2 H) 3.59 (s, 3 H), 3.22 (s, 3 H). $[\text{M-NH}_2]$ calc'd for $\text{C}_{16}\text{H}_{13}\text{BrFN}_3\text{O}_3$, 393; found, 393.

Scheme 7:

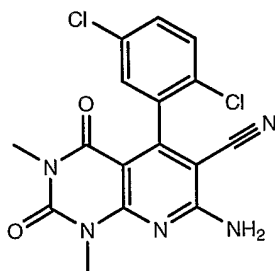


Compound AE: 2-(2,5-Dichloro-benzylidene)-malononitrile



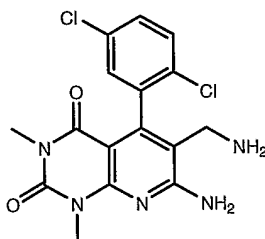
[0279] To a solution of 2,5-dichlorobenzaldehyde (4.0 g, 0.0228 mole) in ethanol (6 ml) was added malononitrile (1.52g, 0.0228 mole), followed by 100 uL of 10% KOH/H₂O. The mixture was stirred at room temperature for 2 hrs and then filtered to give the title compound (4.82 g) in 95% yield. ¹H-NMR (400 MHz, d₆-DMSO): δ ppm 8.66 (s, 1H), 8.07 (d, J= 2.0 Hz, 1H), 7.74 (s, 1H), 7.74 (s, 1H). MS [m+H] calc'd for C₁₀H₄Cl₂N₂, 223.0, 224.8; found 223.0, 224.8.

Compound AF: 7-Amino-5-(2,5-dichloro-phenyl)-1,3-dimethyl-2,4-dioxo-1,2,3,4-tetrahydropyrido[2,3-d]pyrimidine-6-carbonitrile



[0280] Compound AE (4.82g, 0.0204 mole) and 6-Amino-1,3-dimethyluracil (6.34g, 0.041 mole) were suspended in 6 ml of propanol. The mixture was heated to 120°C overnight, and then concentrated *in vacuo*. The residue was dissolved in EtOAc and washed with 10% HCl/H₂O and H₂O, dried (Na₂SO₄), filtered, then concentrated *in vacuo*. The crude product was carried onto the next step without further purification. An amount of 3.3g (43% yield) of the title compound was collected. ¹H-NMR (400 MHz, d₆-DMSO): δ ppm 8.03 (br s, 1H), 7.58(d, J= 8.4 Hz, 1H), 7.52 (dd, J₁= 2 Hz, J₂= 8.4 Hz, 2H), 7.42 (d, J= 2.4 Hz, 1H), 3.58 (s, 3H), 3.05(s, 3H). MS [m+H] calc'd for C₁₆H₁₁Cl₂N₅O₂, 375.9, 377.7; found 375.9, 377.7.

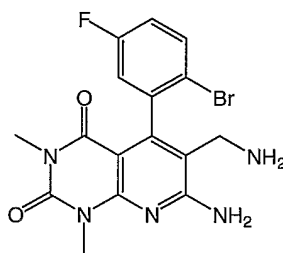
Example 8: 7-Amino-6-aminomethyl-5-(2,5-dichloro-phenyl)-1,3-dimethyl-1H-pyrido[2,3-d] pyrimidine-2, 4-dione



[0281] To a cold (0 °C - 2 °C) solution of **Compound AF** (50 mg, 0.1329 mmole) in 500 uL of anhydrous THF, was added a 1M solution of BH₃ • THF (531.6 uL, 0.5316 mmole) under nitrogen, followed by 400 uL of 1N HCl in Dioxane. The mixture was stirred at room temp. for about 10min., then heated to 70°C for 3 hrs. After cooling, to the reaction was added 1N HCl/H₂O until no more bubbling occurred, followed by MeOH, plus a few drops of TFA. The residue was then dried *in vacuo*. The product was purified by prep. HPLC and concentrated. The resulting product was washed in EtOAc, and

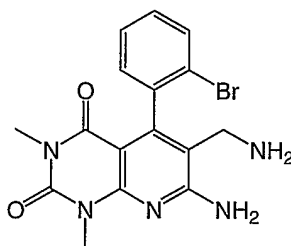
filtered to give 23.0 mg (46%) of the title compound. $^1\text{H-NMR}$ (400 MHz, d_6 -DMSO): δ ppm 8.08 (s, 3H), 7.642 (s, 2H), 7.6195 (d, $J=8.4$ Hz, 1H), 7.564 (dd, $J_1=2.4$ Hz, $J_2=8.4$ Hz, 1H), 7.494 (d, $J=2.4$ Hz, 1H), 3.59 (s, 3H), 3.32 (m, 1H), 3.31 (d, $J=9.2$ Hz, 1H), 3.23 (s, 3H). MS [$m+H$] calc'd for $\text{C}_{16}\text{H}_{11}\text{Cl}_2\text{N}_5\text{O}_2$, 379.85, 381.87; found 379.85, 381.87.

Example 9: 7-Amino-6-aminomethyl-5-(2-bromo-5-fluoro-phenyl)-1,3-dimethyl-1*H*-pyrido [2,3-*d*] pyrimidine-2, 4-dione



[0282] The title compound was prepared using the procedures described in the preparation of **Compounds AE and AF**, and **Example 8**. $^1\text{H-NMR}$ (400 MHz, d_6 -DMSO): δ ppm 7.94 (s, 3H), 7.64 (q, $J=4.8$ Hz, 1H), 7.50 (s, 2H), 7.16 (m, $J=14.8$ Hz, 2H), 3.77 (d, $J=7.2$ Hz, 1H), 3.45 (s, 3H), 3.17 (d, $J=6.4$ Hz, 1H), 3.02 (s, 3H). MS [$m+H$] calc'd for $\text{C}_{16}\text{H}_{15}\text{BrFN}_5\text{O}_2$, 407.81, 409.79; found 407.81, 409.79.

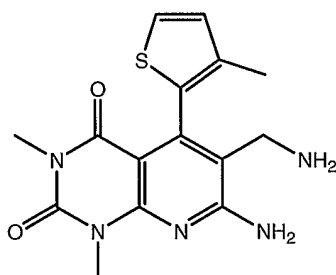
Example 10: 7-Amino-6-aminomethyl-5-(2-bromo-phenyl)-1,3-dimethyl-1*H*-pyrido [2,3-*d*] pyrimidine-2, 4-dione



[0283] The title compound was prepared using the procedures described in the preparation of **Compounds AE and AF**, and **Example 8**. $^1\text{H-NMR}$ (400 MHz, d_6 -DMSO): δ ppm 7.86 (br s, 3H), 7.81 (d, $J=8.0$ Hz, 1H), 7.59 (t, $J=7.6$ Hz, 1H), 7.56 (br s, 2H), 7.48 (td, $J_1=1.6$ Hz, $J_2=7.6$ Hz, 1H), 7.40 (dd, $J_1=1.6$ Hz, $J_2=7.6$ Hz, 1H), 3.94 (d,

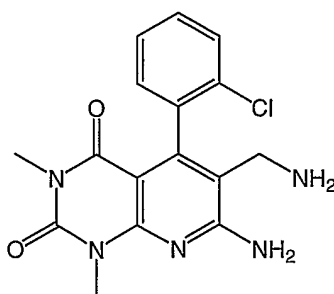
J= 14.8 Hz, 1H), 3.66 (s, 3H), 3.51 (d, J=8.4 Hz, 1H), 3.21 (s, 3H). MS [m+H] calc'd for C₁₆H₁₆BrN₅O₂, 391.87, 392.78; found 391.87, 392.78.

Example 11: 7-Amino-6-aminomethyl-1,3-dimethyl-5-(3-methyl-thiophen-2-yl)-1H-pyrido[2,3-d] pyrimidine-2,4-dione



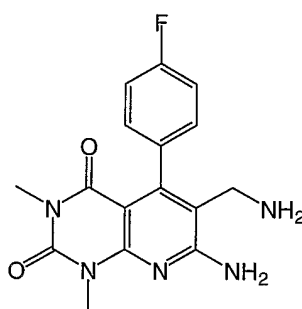
[0284] The title compound was prepared using the procedures described in the preparation of **Compounds AE and AF**, and **Example 8**. The only difference was that after the synthesis of 2-(3-Methyl-thiophen-2-ylmethylene)-malononitrile, the reaction was carried onto the next step without further work-up or purification, and propanol was used instead of ethanol. Furthermore, after the hydrogenation using BH₃ • THF, the reaction mixture was concentrated. An ample amount of MeOH was added until there was no more bubbling. The mixture was dried *in vacuo*, and purified by prep. HPLC. After washing the product with EtoAc, an amount of 82.4mg (17.1% yield) of the title compound was collected. ¹H-NMR (400 MHz, d₆-DMSO): δ ppm 7.80 (br s, 3H), 7.53 (d, J= 4.0 Hz, 1H), 7.36 (br s, 2H), 6.96 (d, J= 4.0 Hz, 1H), 3.80 (m, 2H), 3.51 (s, 3H), 3.10 (s, 3H). MS [m+H] calc'd for C₁₅H₁₇N₅O₂S, 332.0, 333.2; found 332.0, 333.2.

Example 12: 7-Amino-6-aminomethyl-5-(2-chloro-phenyl)-1,3-dimethyl-1H-pyrido [2,3-d] pyrimidine-2,4-dione



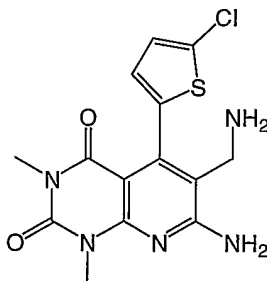
[0285] The title compound was prepared using the procedures described in the preparation of **Example 11**. $^1\text{H-NMR}$ (400 MHz, d_6 -DMSO): δ ppm 7.79 (br s, 3H), 7.51 (dd, $J_1=1.6$ Hz, $J_2=7.6$ Hz, 1H), 7.41 (m, 3H), 7.27 (dd, $J_1=2.0$ Hz, $J_2=7.2$ Hz, 1H), 3.83(d, $J=14.4$ Hz, 1H), 3.52(s, 3H), 3.24 (m, 1H), 3.07 (s, 3H). MS [m+H] calc'd for $\text{C}_{16}\text{H}_{16}\text{ClN}_5\text{O}_2$, 345.90, 347.91; found 345.90, 347.91.

Example 13: 7-Amino-6-aminomethyl-5-(4-fluoro-phenyl)-1,3-dimethyl-1*H*-pyrido [2,3-*d*] pyrimidine-2, 4-dione



[0286] The title compound was prepared using the procedures described in the preparation of **Example 11**. $^1\text{H-NMR}$ (400 MHz, d_6 -DMSO): δ ppm 7.40 (br s, 3H), 7.16 (m, 6H), 3.51 (s, 3H), 3.23 (s, 2H), 3.06 (s, 3H). MS [m+H] calc'd for $\text{C}_{16}\text{H}_{16}\text{FN}_5\text{O}_2$, 329.93, 330.91; found 329.93, 330.91.

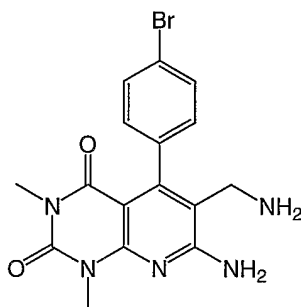
Example 14: 7-Amino-6-aminomethyl-5-(5-chloro-thiophen-2-yl)-1,3-dimethyl-1*H*-pyrido [2,3-*d*] pyrimidine-2, 4-dione



[0287] The title compound was prepared using the procedures described in the preparation of **Example 11**. $^1\text{H-NMR}$ (400 MHz, d_6 -DMSO): δ ppm 7.49 (br s, 2H), 7.08

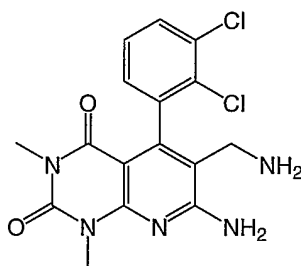
(d, J= 3.6 Hz, 1H), 6.77 (d, J= 3.6 Hz, 1H), 3.50(s, 3H), 3.38 (s, 2H), 3.12 (s, 3H). MS [m+H] calc'd for C₁₄H₁₄ClN₅O₂S, 351.87, 353.82; found 351.87, 353.82345.90, 347.91.

Example 15: 7-Amino-6-aminomethyl-5-(4-bromo-phenyl)-1,3-dimethyl-1*H*-pyrido [2,3-*d*] pyrimidine-2, 4-dione



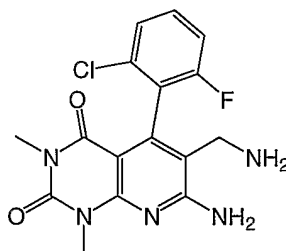
[0288] The title compound was prepared using the procedures described in the preparation of **Example 11**. ¹H-NMR (400 MHz, d₆-DMSO): δ ppm 7.54 (d, J= 8.0 Hz, 2H), 7.41 (br s, 2H), 7.08 (d, J= 8.4 Hz, 2H), 3.51(s, 3H), 3.20(s, 2H), 3.06 (s, 3H). MS [m+H] calc'd for C₁₆H₁₆BrN₅O₂, 391.80, 392.78; found 391.80, 392.78.

Example 16: 7-Amino-6-aminomethyl-5-(2,3-dichloro-phenyl)-1,3-dimethyl-1*H*-pyrido [2,3-*d*] pyrimidine-2, 4-dione



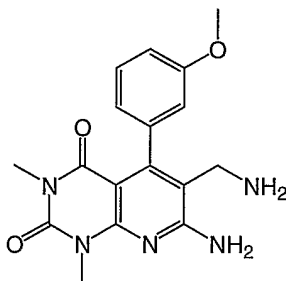
[0289] The title compound was prepared using the procedures described in the preparation of **Example 11**. ¹H-NMR (400 MHz, d₆-DMSO): δ ppm 7.62 (d, J= 8.0 Hz, 1H), 7.52 (b, 2H), 7.37 (t, J= 8.0 Hz, 1H), 7.17 (d, J= 7.6 Hz, 1H), 3.52(s, 3H), 3.26 (d, J= 14.0 Hz, 1H), 3.15 (d, J= 13.6 Hz, 1H), 3.08 (s, 3H). MS [m+H] calc'd for C₁₆H₁₅Cl₂N₅O₂, 379.79, 381.80; found 379.79, 381.80.

Example 17: 7-Amino-6-aminomethyl-5-(2-chloro-6-fluoro-phenyl)-1,3-dimethyl-1*H*-pyrido [2,3-*d*] pyrimidine-2, 4-dione



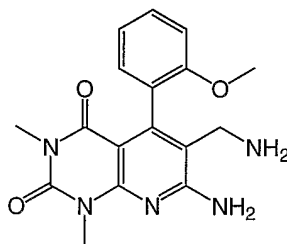
[0290] The title compound was prepared using the procedures described in the preparation of **Example 11**. ¹H-NMR (400 MHz, d₆-DMSO): δ ppm 7.84 (br s, 3H), 7.56 (br s, 2H), 7.52 (m, 1H), 7.42 (d, J= 8.0 Hz, 1H), 7.32 (t, J= 8.4 Hz, 1H), 3.72 (d, J= 14.4 Hz, 1H), 3.54 (s, 3H), 3.49 (d, J= 14.8 Hz, 1H), 3.1 (s, 3H). MS [m+H] calc'd for C₁₆H₁₅ClFN₅O₂, 363.88, 365.89, and 366.87; found 363.88, 365.89, and 366.87.

Example 18: 7-Amino-6-aminomethyl-5-(3-methoxy-phenyl)-1,3-dimethyl-1*H*-pyrido [2,3-*d*] pyrimidine-2, 4-dione



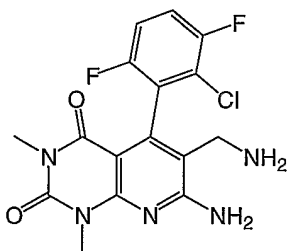
[0291] The title compound was prepared using the procedures described in the preparation of **Example 11**. ¹H-NMR (400 MHz, d₆-DMSO): δ ppm 7.88 (br s, 3H), 7.50 (br s, 2H), 7.44 (m, J= 8.0 Hz, 1H), 7.07 (dd, J₁= 2.8 Hz, J₂= 8.4 Hz, 1H), 6.88 (s, 1H), 6.82 (d, J= 7.6 Hz, 1H), 3.88 (s, 3H), 3.72 (d, J= 14.4 Hz, 1H), 3.65 (d, J= 14.4 Hz, 1H), 3.65 (s, 3H). MS [m+H] calc'd for C₁₇H₁₉N₅O₃, 342.2, 343.2; found 342.2, 343.2.

Example 19: 7-Amino-6-aminomethyl-5-(2-methoxy-phenyl)-1,3-dimethyl-1*H*-pyrido [2,3-*d*] pyrimidine-2, 4-dione



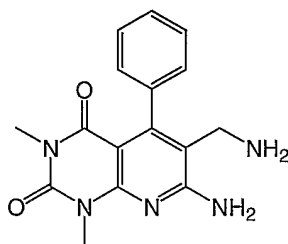
[0292] The title compound was prepared using the procedures described in the preparation of **Example 11**. ¹H-NMR (400 MHz, d₆-DMSO): δ ppm 7.69 (br s, 3H), 7.38 (td, J₁= 1.6 Hz, J₂= 8.8 Hz, 1H), 7.27 (br s, 2H), 7.02 (m, 3H), 3.74 (d, J= 16.8 Hz, 1H), 3.63 (s, 3H), 3.40 (d, J= 14.4 Hz, 1H), 3.51 (s, 3H). MS [m+H] calc'd for C₁₇H₁₉N₅O₃, 342.0, 343.1, and 344.2; found 342.0, 343.1, and 344.2.

Example 20: 7-Amino-6-aminomethyl-5-(2-chloro-3,6-difluoro-phenyl)-1,3-dimethyl-1H-pyrido [2,3-d] pyrimidine-2,4-dione



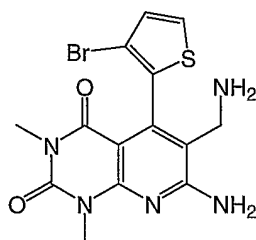
[0293] The title compound was prepared using the procedures described in the preparation of **Example 11**. ¹H-NMR (400 MHz, d₆-DMSO): δ ppm 7.64 (br s, 3H), 7.51 (td, J₁= 4.8 Hz, J₂= 8.8 Hz, 1H), 7.34 (td, J₁= 4.0 Hz, J₂= 8.8 Hz, 1H), 3.53 (s, 3H), 3.29 (d, J= 8.4 Hz, 2H), 3.10 (s, 3H). MS [m+H] calc'd for C₁₆H₁₄ClF₂N₅O₂, 381.80, 383.81 and 384.85; found 381.80, 383.81 and 384.85.

Example 21: 7-Amino-6-aminomethyl-5-phenyl-1,3-dimethyl-1H-pyrido [2,3-d] pyrimidine-2,4-dione



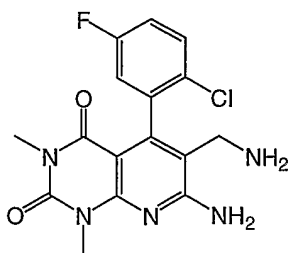
[0294] The title compound was prepared using the procedures described in the preparation of **Example 11**. ¹H-NMR (400 MHz, d₆-DMSO): δ ppm 7.34 (m, 5H), 7.10 (dd, J₁= 1.6 Hz, J₂= 7.2 Hz, 2H), 3.52 (s, 3H), 3.19 (s, 2H), 3.06 (s, 3H). MS [m+H] calc'd for C₁₆H₁₇N₅O₂, 311.96, 312.93; found 311.96, 312.93.

Example 22: 7-Amino-6-aminomethyl-5-(3-bromo-thiophen-2-yl)-1,3-dimethyl-1H-pyrido [2,3-*d*] pyrimidine-2, 4-dione



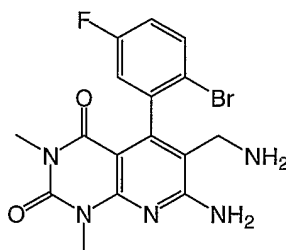
[0295] The title compound was prepared using the procedures described in the preparation of **Example 11**. ¹H-NMR (400 MHz, d₆-DMSO): δ ppm 7.88 (s, 3H), 7.80 (d, J= 5.2 Hz, 1H), 7.48 (s, 2H), 7.17 (d, J= 5.2 Hz, 1H), 3.87 (d, J= 14.4 Hz, 1H), 3.51 (s, 3H), 3.47 (d, J= 14.4 Hz, 1H), 3.06 (s, 3H). MS [m+H] calc'd for C₁₄H₁₄BrN₅O₂S, 397.8; found 397.8.

Example 23: 7-Amino-6-aminomethyl-5-(2-chloro-5-fluoro-phenyl)-1,3-dimethyl-1H-pyrido [2,3-*d*] pyrimidine-2, 4-dione



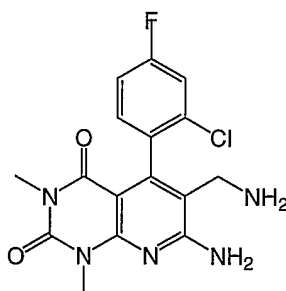
[0296] The title compound was prepared using the procedures described in the preparation of **Example 11**. ¹H-NMR (400 MHz, d₆-DMSO): δ ppm 7.75 (br s, 3H), 7.58(dd, J₁= 5.2 Hz, J₂= 9.2 Hz, 1H), 7.53 (br s, 2H), 7.33 (td, J₁= 2.8 Hz, J₂= 8.4 Hz, 1H), 7.20 (dd, J₁= 2.8 Hz, J₂= 8.8 Hz, 1H), 3.84 (d, J= 14.4 Hz, 1H), 3.53 (s, 3H), 3.23 (d, J= 14.4 Hz, 1H), 3.09 (s, 3H). MS [m+H] calc'd for C₁₆H₁₅ClFN₅O₂, 363.88, 365.83, and 366.87; found 363.88, 365.83, and 366.87.

Example 24: 7-Amino-6-aminomethyl-5-(2-bromo-5-fluoro-phenyl)-1,3-dimethyl-1H-pyrido [2,3-d] pyrimidine-2, 4-dione



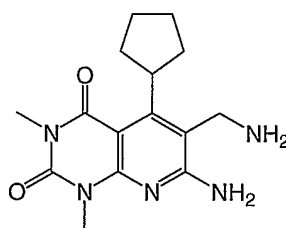
[0297] The title compound was prepared using the procedures described in the preparation of **Example 11**. ¹H-NMR (400 MHz, d₆-DMSO): δ ppm 8.11 (s, 3H), 7.70 (dd, J₁= 5.2 Hz, J₂= 8.4 Hz, 1H), 7.61 (s, 2H), 7.23 (m, 2H), 3.83 (d, J= 14.4 Hz, 1H), 3.51 (s, 3H), 3.22 (d, J= 14.4 Hz, 1H), 3.08 (s, 3H). MS [m+H] calc'd for C₁₆H₁₅BrFN₅O₂, 409.8, 411.0, and 412.0; found 409.8, 411.0, and 412.0.

Example 25: 7-Amino-6-aminomethyl-5-(2-chloro-4-fluoro-phenyl)-1,3-dimethyl-1H-pyrido [2,3-d] pyrimidine-2, 4-dione



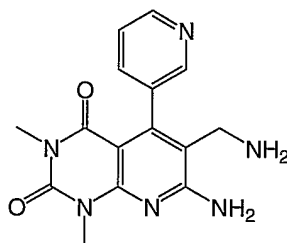
[0298] The title compound was prepared using the procedures described in the preparation of **Example 11**. ¹H-NMR (400 MHz, d₆-DMSO): δ ppm 7.80 (br s, 2H), 7.74 (d, J= 2.0 Hz, 1H), 7.52 (m, 2H), 7.32 (m, 2H), 3.79 (d, J= 8.8 Hz, 1H), 3.49 (s, 3H), 3.28 (d, J= 8.8 Hz, 1H), 3.08 (s, 3H). MS m+H] calc'd for C₁₆H₁₅ClFN₅O₂, 363.88, 365.83; found 363.88, 365.83.

Example 26: 7-Amino-6-aminomethyl-5-cyclopentyl-1,3-dimethyl-1H-pyrido [2,3-d] pyrimidine-2, 4-dione



[0299] The title compound was prepared using the procedures described in the preparation of **Example 11**, with the exception that it was extracted with saturated NaHCO₃ and EtOAc, instead of 1N HCl. ¹H-NMR (400 MHz, d₆-DMSO): δ ppm 7.22 (br s, 2H), 3.68 (s, 2H), 3.47 (s, 3H), 3.22 (s, 3H), 1.92 (m, 8H), 1.74 (m, 1H). MS m+H] calc'd for C₁₅H₂₁N₅O₂, 304.1, 305.2; found 304.1, 305.2.

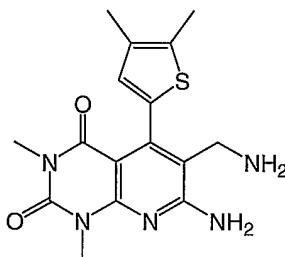
Example 27: 7-Amino-6-aminomethyl-1,3-dimethyl-5-pyridin-3-yl-1H-pyrido [2,3-d] pyrimidine-2, 4-dione



[0300] The title compound was prepared using the procedures described in the preparation of **Example 26**. ¹H-NMR (400 MHz, d₆-DMSO): δ ppm 8.63 (d, J= 5.2, 1H), 8.41 (br s, 1H), 7.77 (br s, 3H), 7.68 (d, J= 8.4 Hz, 1H), 7.53 (m, 3H), 3.57 (d, J= 5.6, 2H),

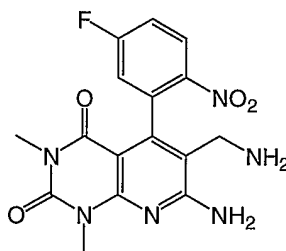
3.52 (s, 3H), 3.05 (s, 3H). MS [m+H] calc'd for C₁₅H₁₆N₆O₂, 313.2, 314.3; found 313.2, 314.3.

Example 28: 7-Amino-6-aminomethyl-5-(4,5-dimethyl-thiophen-2-yl)-1,3-dimethyl-1H-pyrido [2,3-d] pyrimidine-2, 4-dione



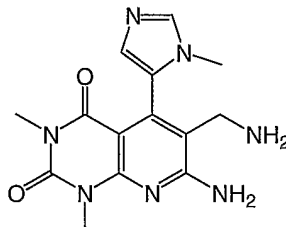
[0301] The title compound was prepared using the procedures described in the preparation of **Example 26**. ¹H-NMR (400 MHz, d₆-DMSO): δ ppm 7.78 (br s, 3H), 7.41 (br s, 2H), 6.67 (s, 1H), 3.75 (br s, 1H), 3.65 (br s, 1H), 3.51 (s, 3H), 3.12 (s, 3H), 2.34 (s, 3H), 2.12 (s, 3H). MS [m+H] calc'd for C₁₆H₁₉N₅O₂S, 346.1, 347.3; found 346.1, 347.3.

Example 29: 7-Amino-6-aminomethyl-5-(5-fluoro-2-nitro-phenyl)-1,3-dimethyl-1H-pyrido [2,3-d] pyrimidine-2, 4-dione



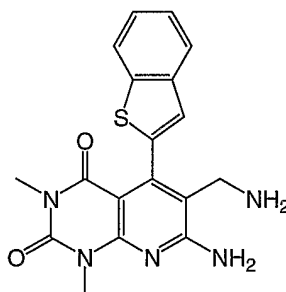
[0302] The title compound was prepared using the procedures described in the preparation of **Example 26**. ¹H-NMR (400 MHz, d₆-DMSO): δ ppm 8.40 (dd, J₁= 5.2 Hz, J₂= 9.2 Hz, 1H), 7.68 (br s, 4H), 7.57 (m, 1H), 7.25 (dd, J₁= 2.8 Hz, J₂= 8.8 Hz, 1H), 3.69 (d, J= 14.8 Hz, 1H), 3.53 (s, 3H), 3.49 (d, J= 13.6 Hz, 1H), 3.04 (s, 3H). MS [m+H] calc'd for C₁₆H₁₅FN₆O₄, 375.04, 376.21; found 375.04, 376.21.

Example 30: 7-Amino-6-aminomethyl-1,3-dimethyl-5-(3-methyl-3H-imidazol-4-yl)-1H-pyrido [2,3-d] pyrimidine-2, 4-dione



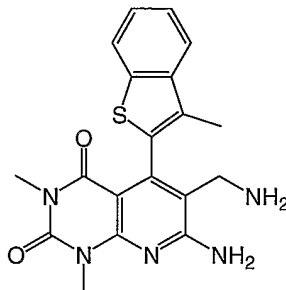
[0303] The title compound was prepared using the procedures described in the preparation of **Example 26**. ¹H-NMR (400 MHz, d6-DMSO): δ ppm 9.09 (bs, 1H), 7.92 (bs, 3H), 7.69 (bs, 2H), 7.59 (s, 1H), 3.90 (d, J= 15.2 Hz, 1H), 3.51 (s, 4H), 3.41 (s, 3H), 3.11 (s, 3H). MS [m+H] calc'd for C₁₄H₁₇N₇O₂, 316.1, 317.3; found 316.1, 317.3.

Example 31: 7-Amino-6-aminomethyl-5-benzo [b] thiophen-2-yl-1,3-dimethyl-1H-pyrido [2,3-d] pyrimidine-2, 4-dione



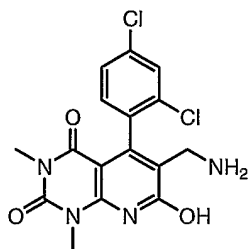
[0304] The title compound was prepared using the procedures described in the preparation of **Example 26**. ¹H-NMR (400 MHz, d6-DMSO): δ ppm 8.0 (d, J= 8.4 Hz, 1H), 7.85 (m, 4H), 7.53 (br s, 2H), 7.42 (m, 2H), 7.33 (s, 1H), 3.84 (d, J= 14.4 Hz, 1H), 3.62 (d, J= 14.4 Hz, 1H), 3.53 (s, 3H), 3.09 (s, 3H). MS [m+H] calc'd for C₁₈H₁₇N₅O₂S, 368.08, 369.25; found 368.08, 369.25.

Example 32: 7-Amino-6-aminomethyl-1, 3- dimethyl-5- (3-methyl-benzo [b] thiophen-2-yl)-1H-pyrido [2,3-d] pyrimidine-2, 4-dione

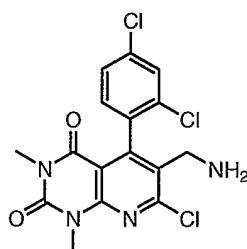


[0305] The title compound was prepared using the procedures described in the preparation of **Example 26**. ¹H-NMR (400 MHz, d₆-DMSO): δ ppm 7.96 (d, J= 8.0 Hz, 1H), 7.82 (br s, 3H), 7.77 (d, J= 7.2 Hz, 1H), 7.43 (m, 4H), 3.65 (b, 2H), 3.53 (s, 3H), 3.07 (s, 3H), 2.02 (s, 3H). MS [m+H] calc'd for C₁₉H₁₉N₅O₂S, 382.1, 383.2; found 382.1, 383.2.

Example 33: 6-(aminomethyl)-5-(2,4-dichlorophenyl)-7-hydroxy-1,3-dimethylpyrido[2,3-d]pyrimidine-2,4(1H,3H)-dione



Example 34: 6-(aminomethyl)-7-chloro-5-(2,4-dichlorophenyl)-1,3-dimethylpyrido[2,3-d]pyrimidine-2,4(1H,3H)-dione

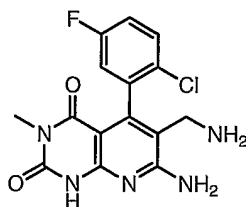


[0306] To a solution of **Compound 1B** (200 mg, 1.3 mmol) in a mixture of AcOH and concentrated HCl (2:1, 3 mL) was added a solution of NaNO₂ (400 mg) in water (0.5mL). After 30 minutes, the mixture was concentrated, diluted with water and extracted with DCM 3 times. The organic phase was washed with water and dried over Na₂SO₄. The crude residue was treated with 1M BH₃-THF (7.8 mL, 7.8 mmol) at rt for 5 min, and then at reflux for 1h. The mixture was concentrated *in vacuo*, co-evaporated with MeOH, and purified by LC-MS to give **Example 33** and **Example 34**.

[0307] **Example 33:** ¹H-NMR (400 MHz, CDCl₃-CD₃OD 10:1) δ 7.40 (d, *J*=2.0 Hz, 1 H) 7.24 - 7.28 (dd, *J*=1.7 and 8.4 Hz, 1 H) 7.05 (d, *J*=8.1 Hz, 1 H) 3.72 (d, *J*=13.9 Hz, 1 H) 3.55 (s, 3 H) 3.42 (d, *J*=13.9 Hz, 1 H) 3.16 (s, 3 H). [M-H] calc'd for C₁₆H₁₅Cl₂N₄O₃, 382; found, 382. [M-NH₂] calc'd for C₁₆H₁₂Cl₂N₃O₃, 364; found, 364.

[0308] **Example 34:** ¹H-NMR (400 MHz, CDCl₃-CD₃OD 10:1) δ 7.44 (d, *J*=1.5 Hz, 1 H) 7.31 (dd, *J*=8.1, 1.5 Hz, 1 H) 7.11 (d, *J*=8.1 Hz, 1 H) 3.96 (d, *J*=13.4 Hz, 1 H) 3.62 (s, 3 H) 3.26 (d, *J*=13.4 Hz, 1 H) 3.20 (s, 3 H).

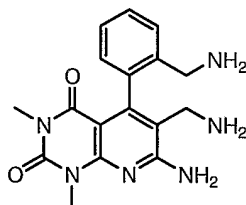
Example 35: 7-amino-6-(aminomethyl)-5-(2-chloro-5-fluorophenyl)-3-methylpyrido[2,3-d]pyrimidine-2,4(1H,3H)-dione



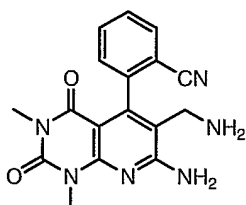
[0309] The title compound was synthesized using the procedure described in the synthesis of **Example 1**. ¹H-NMR (400 MHz, CDCl₃-CD₃OD 10:1) δ 7.55 (d, *J*=13.9 Hz, 1 H) 7.24 (td, *J*=8.5, 2.9 Hz, 1 H) 7.08 (dd, *J*=8.6, 3.0 Hz, 1 H) 3.91 (d, *J*=14.9 Hz, 1 H)

3.62 (d, $J=14.7$ Hz, 1 H) 3.17 (s, 3 H). [M-H] calc'd for $C_{15}H_{16}ClFN_5O_2$, 350; found, 350.
 [M-NH₂] calc'd for $C_{15}H_{11}ClFN_4O_2$, 333; found, 333.

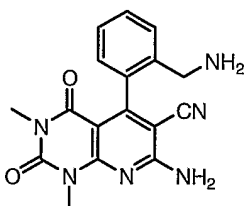
Example 36: 7-amino-6-(aminomethyl)-5-(2-(aminomethyl)phenyl)-1,3-dimethylpyrido[2,3-d]pyrimidine-2,4(1H,3H)-dione



Example 37: 2-(7-amino-6-(aminomethyl)-1,3-dimethyl-2,4-dioxo-1,2,3,4-tetrahydropyrido[2,3-d]pyrimidin-5-yl)benzonitrile



Example 38: 7-amino-5-(2-(aminomethyl)phenyl)-1,3-dimethyl-2,4-dioxo-1,2,3,4-tetrahydropyrido[2,3-d]pyrimidine-6-carbonitrile



[0310] Examples 36, 37 and 38 were synthesized using the procedures described in the synthesis of Example 1. The three compounds were isolated by LC-MS.

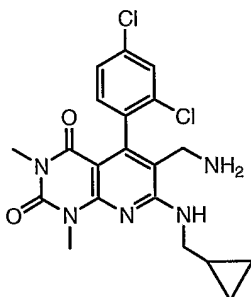
[0311] Example 36: ¹H-NMR (400 MHz, CDCl₃-CD₃OD 10:1) δ 7.37 - 7.44 (m, 2 H) 7.33 (td, $J=7.1, 2.0$ Hz, 1 H) 6.82 - 6.88 (d, $J=7.1$ Hz, 1 H) 3.82 (d, $J=14.4$ Hz, 2 H) 3.73

(d, $J=14.4$ Hz, 2 H) 3.60 (d, $J=1.5$ Hz, 2 H) 3.52 (s, 3 H) 3.11 (s, 3 H). [M-H] calc'd for $C_{17}H_{21}N_6O_2$, 341; found, 341. [M-NH₂] calc'd for $C_{17}H_{18}N_5O_2$, 324; found, 324.

[0312] **Example 37:** ¹H-NMR (400 MHz, CDCl₃-CD₃OD 10:1) δ 7.70 (dd, $J=7.4$, 1.1 Hz, 1 H) 7.62 (td, $J=7.7$, 1.3 Hz, 1 H) 7.47 (td, $J=7.8$, 1.1 Hz, 1 H) 7.21 (d, $J=7.3$ Hz, 1 H) 3.68 (d, $J=14.9$ Hz, 1 H) 3.54 (d, $J=14.9$ Hz, 1 H) 3.53 (s, 3 H) 3.12 (s, 3 H). [M-H] calc'd for $C_{17}H_{17}N_6O_2$, 336; found, 336. [M-NH₂] calc'd for $C_{17}H_{14}N_5O_2$, 320; found, 320.

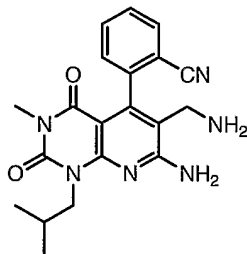
[0313] **Example 38:** ¹H-NMR (400 MHz, CDCl₃-CD₃OD 10:1) δ 7.46 - 7.52 (m, 2 H) 7.43 (td, $J=7.1$, 2.1 Hz, 1 H) 7.03 (dd, $J=7.2$, 1.1 Hz, 1 H) 3.92 (d, $J=13.9$ Hz, 1 H) 3.75 (d, $J=13.9$ Hz, 1 H) 3.56 - 3.59 (s, 3 H) 3.18 (s, 3 H). [M-H] calc'd for $C_{17}H_{17}N_6O_2$, 336; found, 336. [M-NH₂] calc'd for $C_{17}H_{14}N_5O_2$, 320; found, 320.

Example 39: 6-(aminomethyl)-7-(cyclopropylmethylamino)-5-(2,4-dichlorophenyl)-1,3-dimethylpyrido[2,3-d]pyrimidine-2,4(1H,3H)-dione



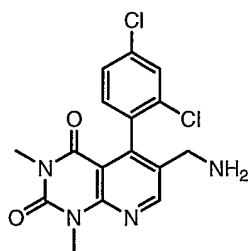
[0314] The title compound was synthesized using the procedures described in the synthesis of **Example 4**. **Example 39:** ¹H-NMR (400 MHz, CDCl₃-CD₃OD 10:1) δ 7.48 (d, $J=2.0$ Hz, 1 H) 7.32 (dd, $J=8.2$, 1.9 Hz, 1 H) 7.04 (d, $J=8.3$ Hz, 1 H) 3.75 (d, $J=14.6$ Hz, 1 H) 3.61 (s, 3 H) 3.59 (d, $J=14.6$ Hz, 1 H) 3.36 (d, $J=7.1$ Hz, 2 H) 3.20 (s, 3 H) 1.12 - 1.22 (m, 1 H) 0.45 - 0.51 (m, 2 H) 0.22 - 0.27 (m, 2 H). [M-H] calc'd for $C_{20}H_{22}Cl_2N_5O_2$, 434; found, 434. [M-NH₂] calc'd for $C_{20}H_{19}Cl_2N_4O_2$, 417; found, 417.

Example 40: 2-(7-amino-6-(aminomethyl)-1-isobutyl-3-methyl-2,4-dioxo-1,2,3,4-tetrahydropyrido[2,3-d]pyrimidin-5-yl)benzotrile



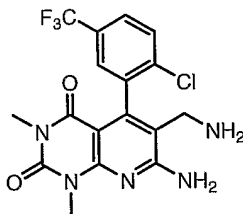
[0315] The title compound was synthesized using the procedures described in the preparation of **Example 1**. $^1\text{H-NMR}$ (400 MHz, $\text{CDCl}_3\text{-CD}_3\text{OD}$ 10:1) δ 7.74 (dd, $J=7.8$, 1.0Hz, 1 H) 7.67 (td, $J=7.7$, 1.3 Hz, 1 H) 7.52 (td, $J=7.7$, 1.0Hz, 1 H) 7.23 - 7.26 (m, 1 H) 4.07 (dd, $J=7.5$, 2.1 Hz, 2 H) 3.69 (d, $J=15.0$ Hz, 1 H) 3.60 (d, $J=15.0$ Hz, 1 H) 3.17 (s, 3 H) 2.13 - 2.25 (m, 1 H) 0.89 (dd, $J=6.8$, 2.3 Hz, 6 H). [M-H] calc'd for $\text{C}_{20}\text{H}_{23}\text{N}_6\text{O}_2$, 379; found, 379. [M-NH₂] calc'd for $\text{C}_{20}\text{H}_{20}\text{N}_5\text{O}_2$, 362; found, 362.

Example 41: 6-(aminomethyl)-5-(2,4-dichlorophenyl)-1,3-dimethylpyrido[2,3-d]pyrimidine-2,4(1H,3H)-dione



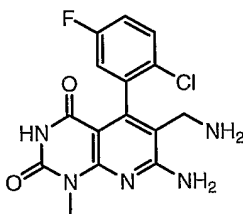
[0316] **Example 34** (70 mg, 0.19 mmol) in a mixture of THF (5mL) and DIPEA (0.2mL) was stirred with 10% Pd/C (20 mg) under H₂ atmosphere for 4 h, and then filtered and concentrated. The residue was purified by LC-MS to give the title compound. $^1\text{H-NMR}$ (400 MHz, $\text{CDCl}_3\text{-CD}_3\text{OD}$ 10:1) δ 8.83 (s, 1H) 7.49 (d, $J=1.5$ Hz, 1H) 7.35 (dd, $J=8.2$, 1.6 Hz, 1H) 7.10 (d, $J=8.1$ Hz, 1H) 3.85 (d, $J=14.1$ Hz, 1H) 3.69 (s, 3 H) 3.64 (d, $J=14.4$ Hz, 1H) 3.26 (s, 3 H). [M-H] calc'd for $\text{C}_{16}\text{H}_{15}\text{Cl}_2\text{N}_4\text{O}_2$, 365; found, 365. [M-NH₂] calc'd for $\text{C}_{16}\text{H}_{15}\text{Cl}_2\text{N}_3\text{O}_2$, 348; found, 348.

Example 42: 7-Amino-6-(aminomethyl)-5-(2-chloro-5-(trifluoromethyl) phenyl)-1,3-dimethylpyrido [2,3-*d*] pyrimidine-2, 4(1*H*, 3*H*)-dione



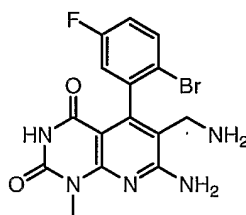
[0317] The title compound was prepared using the procedures described in the preparation of **Example 11**. ¹H-NMR (400 MHz, d₆-DMSO): δ ppm 7.81 (m, 4H), 7.73 (bs, 1H), 7.56 (bs, 2H), 3.82 (d, J= 14.4 Hz, 1H), 3.53 (s, 3H), 3.24 (d, J= 16.8 Hz, 1H), 3.08 (s, 3H). MS [m+H] calc'd for C₁₇H₁₅ClF₃N₅O₂, 414.0, 415.8 ; found 414.0, 415.8.

Example 43: 7-Amino-6-(aminomethyl)-5-(2-chloro-5-fluorophenyl)-1-methylpyrido [2,3-*d*] pyrimidine-2, 4(1*H*, 3*H*)-dione



[0318] The title compound was prepared using the procedures described in the preparation of **Compounds N and P**, and **Example 8**. ¹H-NMR (400 MHz, d₆-DMSO): δ ppm 11.07 (s, 1H), 7.82 (bs, 3H), 7.57 (dd, J₁= 5.2, J₂= 9.2, 1H), 7.51 (bs, 2H), 7.31(td, J₁= 2.8, J₂= 8.0, 1H), 7.21 (dd, J₁= 2.8, J₂= 8.8, 1H), 3.83 (d, J= 22.4, 1H), 3.43 (s, 3H), 3.23 (d, J= 20.0, 1H). MS [m+H] calc'd for C₁₅H₁₃ClFN₅O₂, 350.1, 352.0; found 350.1, 352.0.

Example 44: 7-Amino-6-(aminomethyl)-5-(2-bromo-5-fluorophenyl)-1-methylpyrido[2,3-*d*] pyrimidine-2, 4(1*H*,3*H*)-dione



[0319] The title compound was prepared using the procedures described in the preparation of **Compounds N and P**, and **Example 8**. $^1\text{H-NMR}$ (400 MHz, $\text{d}_6\text{-DMSO}$): δ ppm 11.07 (s, 1H), 7.82 (bs, 3H), 7.70 (dd, $J_1=5.2$, $J_2=8.8$, 1H), 7.50 (bs, 2H), 7.21 (m, 2H), 3.57 (dd, $J_1=4.8$, $J_2=14.4$, 1H), 3.43 (s, 3H), 3.20 (dd, $J_1=6.0$, $J_2=14.8$, 1H). MS [m+H] calc'd for $\text{C}_{15}\text{H}_{13}\text{BrFN}_5\text{O}_2$, 395.83, 396.80; found 395.83, 396.80.

4. Examples Of *In vitro* Assays

[0320] The protease inhibitory activities of DPP-IV inhibitors can be readily determined by methods known to those of ordinary skill in the art since suitable *in vitro* assays for measuring protease activity and the inhibition thereof by test compounds are known. Examples of assays that may be used for measuring protease inhibitory activity and selectivity are set forth below.

DPP-IV Assay

[0321] Solutions of test compounds in varying concentrations ($\leq 10\text{mM}$ final concentration) were prepared in Dimethyl Sulfoxide (DMSO) and then diluted into assay buffer comprising: 20mM Tris, pH 7.4; 20mM KCl; and 0.1mg/mL BSA. Human DPP-IV (0.1 nM final concentration) was added to the dilutions and pre-incubated for 10 minutes at ambient temperature before the reaction was initiated with A-P-7-amido-4-trifluoromethylcoumarin (AP-AFC; 10 μM final concentration). The total volume of the reaction mixture was 10-100 μL depending on assay formats used (384 or 96 well plates). The reaction was followed kinetically (excitation $\lambda=400$ nm; emission $\lambda=505$ nm) for 5-10 minutes or an end-point was measured after 10 minutes. Inhibition constants (IC_{50}) were calculated from the enzyme progress curves using standard mathematical models.

FAP α Assay

[0322] Solutions of test compounds in varying concentrations (≤ 10 mM final concentration) were prepared in Dimethyl Sulfoxide (DMSO) and then diluted into assay buffer comprising: 20 mM Tris, pH 7.4; 20 mM KCl; and 0.1 mg/mL BSA. Human FAP α (2 nM final concentration) was added to the dilutions and pre-incubated for 10 minutes at ambient temperature before the reaction was initiated with A-P-7-amido-4-trifluoromethylcoumarin (AP-AFC; 40 μ M final concentration). The total volume of the reaction mixture was 10-100 μ L depending on assay formats used (384 or 96 well plates). The reaction was followed kinetically (excitation $\lambda=400$ nm; emission $\lambda=505$ nm) for 5-10 minutes or an end-point was measured after 10 minutes. Inhibition constants (IC_{50}) were calculated from the enzyme progress curves using standard mathematical models.

PREP Assay

[0323] Solutions of test compounds in varying concentrations (≤ 10 mM final concentration) were prepared in Dimethyl Sulfoxide (DMSO) and then diluted into assay buffer comprising: 20 mM Sodium Phosphate, pH 7.4; 0.5 mM EDTA; 0.5 mM DTT; and 0.1 mg/mL BSA. PREP (EC3.4.21.26 from *Flavobacterium meningosepticum*; 0.2 nM final concentration) was added to the dilutions. The PREP and compound were pre-incubated for 10 minutes at ambient temperature before the reaction was initiated with Z-G-P-AMC (10 μ M final concentration). The total volume of the reaction mixture was 10-100 μ L depending on assay formats used (384 or 96 well plates). The reaction was followed kinetically (excitation $\lambda=375$ nm; emission $\lambda=460$ nm) for 10 minutes or an end-point was measured after 10 minutes. Inhibition constants (IC_{50}) were calculated from the enzyme progress curves using standard mathematical models.

Tryptase Assay

[0324] Solutions of test compounds in varying concentrations (≤ 10 mM final concentration) were prepared in Dimethyl Sulfoxide (DMSO) and then diluted into assay buffer comprising: 100 mM Hepes, pH 7.4; 0.01% Brij35; and 10% glycerol. Tryptase (rhLung beta; 0.1 nM final concentration) was added to the dilutions and pre-incubated with compound for 10 minutes at ambient temperature. The enzymatic reaction was initiated with 25 μ M Z-lys-SBzl and 400 μ M DTNB. The total volume of the reaction mixture was 100 μ L in Costar A/2 96 well plates. The reaction was followed

colorimetrically ($\lambda=405$ nm) for 10 minutes. Inhibition constants (IC_{50}) were calculated from the enzyme progress curves using standard mathematical models.

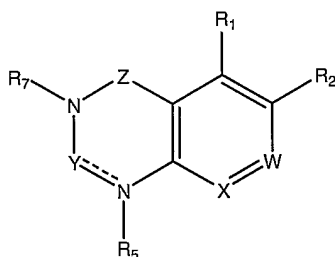
[0325] Compounds of the invention were tested according to the above-described assays for protease inhibition and observed to exhibit selective DPP-IV inhibitory activity. For example, compounds of the invention were found to inhibit DPP-IV activity at concentrations that are at least 50 fold less than those concentrations required to produce an equiaactive inhibition of protease activity for FAP α . The apparent inhibition constants (K_i) for compounds of the invention, against DPP-IV, were in the range from about 10^{-9} M to about 10^{-5} M.

[0326] It will be apparent to those skilled in the art that various modifications and variations can be made to the compounds, compositions, kits, and methods of the present invention without departing from the spirit or scope of the invention. Thus, it is intended that the present invention cover the modifications and variations of this invention provided they come within the scope of the appended claims and their equivalents.

[0327] While the present invention is disclosed with reference to certain embodiments and examples detailed above, it is to be understood that these embodiments and examples are intended to be illustrative rather than limiting. As such, it is contemplated that various modifications and variations will be apparent to those skilled in the art and intended that those modifications and variations fall within the scope of the invention and the appended claims. All patents, patent applications, papers, and books cited in this application are incorporated by reference herein in their entirety.

What is claimed is:

1. A compound comprising the formula:



wherein:

W is selected from the group consisting of CR₃ and N;

X is selected from the group consisting of CR₄ and N;

Y is selected from the group consisting of CO, CS, SO, SO₂, CR₆R₆' and C=NR₆;

Z is selected from the group consisting of CO, CS, SO, SO₂, and C=NR₆;

R₁ is selected from the group consisting of (C₁₋₁₀)alkyl, (C₃₋₁₂)cycloalkyl, hetero(C₃₋₁₂)cycloalkyl, aryl(C₁₋₁₀)alkyl, heteroaryl(C₁₋₅)alkyl, (C₉₋₁₂)bicycloaryl, hetero(C₄₋₁₂)bicycloaryl, carbonyl (C₁₋₃)alkyl, thiocarbonyl (C₁₋₃)alkyl, sulfonyl (C₁₋₃)alkyl, sulfinyl (C₁₋₃)alkyl, imino (C₁₋₃)alkyl, amino, aryl, heteroaryl, hydroxy, alkoxy, aryloxy, heteroaryloxy, alkenyl, alkynyl, carbonyl group, cyano, imino group, sulfonyl group and sulfinyl group, each substituted or unsubstituted;

R₂ is selected from the group consisting of amino (C₁₋₆)alkyl, hetero(C₃₋₁₂)cycloalkyl, hetero(C₄₋₁₂)bicycloaryl, heteroaryl, and cyano, each substituted or unsubstituted;

R₃ is selected from the group consisting of hydrogen, halo, perhalo(C₁₋₁₀)alkyl, amino, nitro, cyano, thio, sulfonamide, (C₁₋₁₀)alkyl, (C₃₋₁₂)cycloalkyl, hetero(C₃₋₁₂)cycloalkyl, aryl(C₁₋₁₀)alkyl, heteroaryl(C₁₋₅)alkyl, (C₉₋₁₂)bicycloaryl, hetero(C₄₋₁₂)bicycloaryl, carbonyl(C₁₋₃)alkyl, thiocarbonyl(C₁₋₃)alkyl, sulfonyl(C₁₋₃)alkyl, sulfinyl(C₁₋₃)alkyl, imino(C₁₋₃)alkyl, (C₁₋₁₀)alkylamino, amino (C₁₋₁₀)alkyl, aryl, heteroaryl, hydroxy, alkoxy,

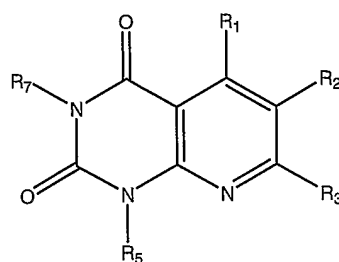
aryloxy, heteroaryloxy, carbonyl group, imino group, sulfonyl group and sulfinyl group, each substituted or unsubstituted, or R₂ and R₃ are taken together to form a ring;

R₄ is selected from the group consisting of hydrogen, halo, perhalo(C₁₋₁₀)alkyl, amino, nitro, cyano, thio, sulfonamide, (C₁₋₁₀)alkyl, (C₃₋₁₂)cycloalkyl, hetero(C₃₋₁₂)cycloalkyl, aryl(C₁₋₁₀)alkyl, heteroaryl(C₁₋₅)alkyl, (C₉₋₁₂)bicycloaryl, hetero(C₄₋₁₂)bicycloaryl, carbonyl(C₁₋₃)alkyl, thiocarbonyl(C₁₋₃)alkyl, sulfonyl(C₁₋₃)alkyl, sulfinyl(C₁₋₃)alkyl, sulfonylamino, imino(C₁₋₃)alkyl, aryl, heteroaryl, hydroxy, alkoxy, aryloxy, heteroaryloxy, carbonyl group, imino group, sulfonyl group and sulfinyl group, each substituted or unsubstituted, or R₃ and R₄ are taken together to form a ring;

R₅ and R₇ are independently selected from the group consisting of hydrogen, halo(C₁₋₁₀)alkyl, amino, nitro, thio, sulfonamide, (C₁₋₁₀)alkyl, (C₃₋₁₂)cycloalkyl, hetero(C₃₋₁₂)cycloalkyl, aryl(C₁₋₁₀)alkyl, heteroaryl(C₁₋₅)alkyl, (C₉₋₁₂)bicycloaryl, hetero(C₄₋₁₂)bicycloaryl, (C₃₋₁₂)cycloalkyl(C₁₋₁₀)alkyl, carbonyl(C₁₋₃)alkyl, thiocarbonyl(C₁₋₃)alkyl, sulfonyl(C₁₋₃)alkyl, sulfinyl(C₁₋₃)alkyl, imino(C₁₋₃)alkyl, aryl, heteroaryl, hydroxy, alkoxy, aryloxy, heteroaryloxy, carbonyl group, imino group, sulfonyl group and sulfinyl group, each substituted or unsubstituted, or R₅ is absent when the N to which it is bound forms part of a double bond; and

R₆ and R_{6'} are each independently selected from the group consisting of hydrogen, amino, alkyl, cycloalkyl, heterocycloalkyl, arylalkyl, heteroarylalkyl, bicycloaryl, and heterobicycloaryl, each substituted or unsubstituted, or R₅ and R₆ are taken together to form a ring, with the proviso that R_{6'} is absent when Y forms part of a double bond.

2. The compound according to claim 1, comprising the formula:



wherein:

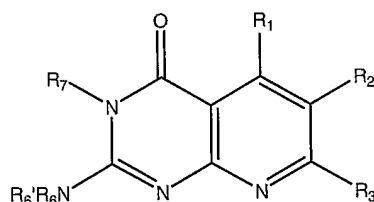
R₁ is selected from the group consisting of (C₁₋₁₀)alkyl, (C₃₋₁₂)cycloalkyl, hetero(C₃₋₁₂)cycloalkyl, aryl(C₁₋₁₀)alkyl, heteroaryl(C₁₋₅)alkyl, (C₉₋₁₂)bicycloaryl, hetero(C₄₋₁₂)bicycloaryl, carbonyl (C₁₋₃)alkyl, thiocarbonyl (C₁₋₃)alkyl, sulfonyl (C₁₋₃)alkyl, sulfinyl (C₁₋₃)alkyl, imino (C₁₋₃)alkyl, amino, aryl, heteroaryl, hydroxy, alkoxy, aryloxy, heteroaryloxy, alkenyl, alkynyl, carbonyl group, cyano, imino group, sulfonyl group and sulfinyl group, each substituted or unsubstituted;

R₂ is selected from the group consisting of amino (C₁₋₆)alkyl, hetero(C₃₋₁₂)cycloalkyl, hetero(C₄₋₁₂)bicycloaryl, heteroaryl, and cyano, each substituted or unsubstituted;

R₃ is selected from the group consisting of hydrogen, halo, perhalo(C₁₋₁₀)alkyl, amino, nitro, cyano, thio, sulfonamide, (C₁₋₁₀)alkyl, (C₃₋₁₂)cycloalkyl, hetero(C₃₋₁₂)cycloalkyl, aryl(C₁₋₁₀)alkyl, heteroaryl(C₁₋₅)alkyl, (C₉₋₁₂)bicycloaryl, hetero(C₄₋₁₂)bicycloaryl, carbonyl(C₁₋₃)alkyl, thiocarbonyl(C₁₋₃)alkyl, sulfonyl(C₁₋₃)alkyl, sulfinyl(C₁₋₃)alkyl, imino(C₁₋₃)alkyl, (C₁₋₁₀)alkylamino, amino (C₁₋₁₀)alkyl, aryl, heteroaryl, hydroxy, alkoxy, aryloxy, heteroaryloxy, carbonyl group, imino group, sulfonyl group and sulfinyl group, each substituted or unsubstituted, or R₂ and R₃ are taken together to form a ring; and

R₅ and R₇ are independently selected from the group consisting of hydrogen, halo(C₁₋₁₀)alkyl, amino, nitro, thio, sulfonamide, (C₁₋₁₀)alkyl, (C₃₋₁₂)cycloalkyl, hetero(C₃₋₁₂)cycloalkyl, aryl(C₁₋₁₀)alkyl, heteroaryl(C₁₋₅)alkyl, (C₉₋₁₂)bicycloaryl, hetero(C₄₋₁₂)bicycloaryl, (C₃₋₁₂)cycloalkyl(C₁₋₁₀)alkyl, carbonyl(C₁₋₃)alkyl, thiocarbonyl(C₁₋₃)alkyl, sulfonyl(C₁₋₃)alkyl, sulfinyl(C₁₋₃)alkyl, imino(C₁₋₃)alkyl, aryl, heteroaryl, hydroxy, alkoxy, aryloxy, heteroaryloxy, carbonyl group, imino group, sulfonyl group and sulfinyl group, each substituted or unsubstituted.

3. The compound according to claim 1, comprising the formula:



wherein:

R_1 is selected from the group consisting of (C₁₋₁₀)alkyl, (C₃₋₁₂)cycloalkyl, hetero(C₃₋₁₂)cycloalkyl, aryl(C₁₋₁₀)alkyl, heteroaryl(C₁₋₅)alkyl, (C₉₋₁₂)bicycloaryl, hetero(C₄₋₁₂)bicycloaryl, carbonyl (C₁₋₃)alkyl, thiocarbonyl (C₁₋₃)alkyl, sulfonyl (C₁₋₃)alkyl, sulfinyl (C₁₋₃)alkyl, imino (C₁₋₃)alkyl, amino, aryl, heteroaryl, hydroxy, alkoxy, aryloxy, heteroaryloxy, alkenyl, alkynyl, carbonyl group, cyano, imino group, sulfonyl group and sulfinyl group, each substituted or unsubstituted;

R_2 is selected from the group consisting of amino (C₁₋₆)alkyl, hetero(C₃₋₁₂)cycloalkyl, hetero(C₄₋₁₂)bicycloaryl, heteroaryl, and cyano, each substituted or unsubstituted;

R_3 is selected from the group consisting of hydrogen, halo, perhalo(C₁₋₁₀)alkyl, amino, nitro, cyano, thio, sulfonamide, (C₁₋₁₀)alkyl, (C₃₋₁₂)cycloalkyl, hetero(C₃₋₁₂)cycloalkyl, aryl(C₁₋₁₀)alkyl, heteroaryl(C₁₋₅)alkyl, (C₉₋₁₂)bicycloaryl, hetero(C₄₋₁₂)bicycloaryl, carbonyl(C₁₋₃)alkyl, thiocarbonyl(C₁₋₃)alkyl, sulfonyl(C₁₋₃)alkyl, sulfinyl(C₁₋₃)alkyl, imino(C₁₋₃)alkyl, (C₁₋₁₀)alkylamino, amino (C₁₋₁₀)alkyl, aryl, heteroaryl, hydroxy, alkoxy, aryloxy, heteroaryloxy, carbonyl group, imino group, sulfonyl group and sulfinyl group, each substituted or unsubstituted, or R_2 and R_3 are taken together to form a ring;

R_6 and R_6' are each independently selected from the group consisting of hydrogen, amino, alkyl, cycloalkyl, heterocycloalkyl, arylalkyl, heteroarylalkyl, bicycloaryl, and heterobicycloaryl, each substituted or unsubstituted; and

R_7 is selected from the group consisting of hydrogen, halo(C₁₋₁₀)alkyl, amino, nitro, thio, sulfonamide, (C₁₋₁₀)alkyl, (C₃₋₁₂)cycloalkyl, hetero(C₃₋₁₂)cycloalkyl, aryl(C₁₋₁₀)alkyl, heteroaryl(C₁₋₅)alkyl, (C₉₋₁₂)bicycloaryl, hetero(C₄₋₁₂)bicycloaryl, (C₃₋₁₂)cycloalkyl(C₁₋₁₀)alkyl, carbonyl(C₁₋₃)alkyl, thiocarbonyl(C₁₋₃)alkyl, sulfonyl(C₁₋₃)alkyl,

sulfinyl(C₁₋₃)alkyl, imino(C₁₋₃)alkyl, aryl, heteroaryl, hydroxy, alkoxy, aryloxy, heteroaryloxy, carbonyl group, imino group, sulfonyl group and sulfinyl group, each substituted or unsubstituted.

4. The compound according to any one of claims 1-3, wherein:

R_2 is $-CR_8R_9NR_{10}R_{11}$;

R_8 and R_9 are each independently selected from the group consisting of hydrogen, halogen, perhalo(C₁₋₁₀)alkyl, cyano, nitro, alkyl, cycloalkyl, alkene, alkyne, aryl, and heteroaryl, each substituted or unsubstituted, or where R_8 and R_9 are taken together to form a substituted or unsubstituted ring; and

R_{10} and R_{11} are independently selected from the group consisting of hydrogen, perhalo(C₁₋₁₀)alkyl, amino, thio, (C₁₋₁₀)alkyl, (C₃₋₁₂)cycloalkyl, hetero(C₃₋₁₂)cycloalkyl, aryl(C₁₋₁₀)alkyl, heteroaryl(C₁₋₅)alkyl, (C₉₋₁₂)bicycloaryl, hetero(C₄₋₁₂)bicycloaryl, carbonyl(C₁₋₃)alkyl, thiocarbonyl(C₁₋₃)alkyl, sulfonyl(C₁₋₃)alkyl, sulfinyl(C₁₋₃)alkyl, imino(C₁₋₃)alkyl, aryl, heteroaryl, hydroxy, alkoxy, aryloxy, heteroaryloxy, and imino group, each substituted or unsubstituted, or R_{10} and R_{11} are taken together to form a ring.

5. The compound according to any one of claims 1-3, wherein R_2 and R_3 are taken together to form a ring.

6. The compound according to claim 5, wherein the ring formed by taking R_2 and R_3 together is a substituted or unsubstituted 5 or 6 membered ring.

7. The compound according to claim 5, wherein the ring formed by taking R_2 and R_3 together is a substituted or unsubstituted cycloalkyl, bicycloalkyl, heterocycloalkyl, aryl, heteroaryl, (C₉₋₁₂)bicycloaryl, or hetero(C₈₋₁₂)bicycloaryl.

8. The compound according to any one of claims 1-7, wherein:

R_3 is $-NR_{12}R_{13}$; and

R_{12} and R_{13} are each independently selected from the group consisting of hydrogen, perhalo(C₁₋₁₀)alkyl, amino, thio, (C₁₋₁₀)alkyl, (C₃₋₁₂)cycloalkyl, hetero(C₃₋₁₂)cycloalkyl, aryl(C₁₋₁₀)alkyl, heteroaryl(C₁₋₅)alkyl, (C₉₋₁₂)bicycloaryl, hetero(C₄₋₁₂)bicycloaryl,

carbonyl(C₁₋₃)alkyl, thiocarbonyl(C₁₋₃)alkyl, sulfonyl(C₁₋₃)alkyl, sulfinyl(C₁₋₃)alkyl, imino(C₁₋₃)alkyl, aryl, heteroaryl, hydroxy, alkoxy, aryloxy, heteroaryloxy, and imino group, each substituted or unsubstituted, or R₁₂ and R₁₃ are taken together to form a ring.

9. The compound according to claim 8, wherein R₁₂ and R₁₃ are taken together to form a ring.

10. The compound according to claim 9, wherein the ring formed by taking R₁₂ and R₁₃ together is a substituted or unsubstituted 3, 4, 5 or 6 membered ring.

11. The compound according to claim 9, wherein the ring formed by taking R₁₂ and R₁₃ together is a substituted or unsubstituted heterocycloalkyl, heterobicycloalkyl, aryl, heteroaryl, or hetero(C₈₋₁₂)bicycloaryl.

12. The compound according to any one of claims 1 and 4-7, wherein R₃ and R₄ are taken together to form a ring.

13. The compound according to claim 12, wherein the ring formed by taking R₃ and R₄ together is a substituted or unsubstituted 5 or 6 membered ring.

14. The compound according to claim 12, wherein the ring formed by taking R₃ and R₄ together is a substituted or unsubstituted cycloalkyl, bicycloalkyl, heterocycloalkyl, aryl, heteroaryl, (C₉₋₁₂)bicycloaryl, or hetero(C₈₋₁₂)bicycloaryl.

15. The compound according to any one of claims 1-14, wherein R₁ is a substituted or unsubstituted (C₃₋₇)cycloalkyl.

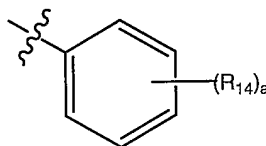
16. The compound according to any one of claims 1-14, wherein R₁ is a substituted or unsubstituted (C₃₋₇)heterocycloalkyl.

17. The compound according to any one of claims 1-14, wherein R₁ is a substituted or unsubstituted aryl.

18. The compound according to any one of claims 1-14, wherein R₁ is a substituted or unsubstituted phenyl.

19. The compound according to any one of claims 1-14, wherein R₁ is a substituted or unsubstituted heteroaryl.

20. The compound according to any one of claims 1-14, wherein R_1 is



wherein:

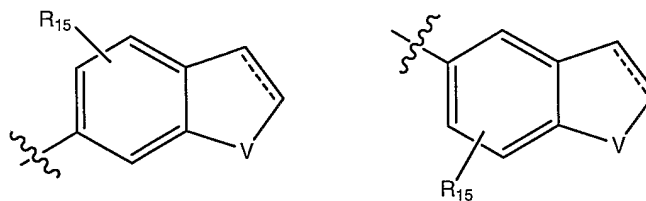
a is 0, 1, 2, 3, 4, or 5; and

R_{14} is selected from the group consisting of hydrogen, halo, perhalo(C_{1-10})alkyl, amino, nitro, cyano, thio, sulfonamide, (C_{1-10})alkyl, (C_{3-12})cycloalkyl, hetero(C_{3-12})cycloalkyl, aryl(C_{1-10})alkyl, heteroaryl(C_{1-5})alkyl, (C_{9-12})bicycloaryl, hetero(C_{4-12})bicycloaryl, carbonyl(C_{1-3})alkyl, thiocarbonyl(C_{1-3})alkyl, sulfonyl(C_{1-3})alkyl, sulfinyl(C_{1-3})alkyl, imino(C_{1-3})alkyl, aryl, heteroaryl, hydroxy, alkoxy, aryloxy, heteroaryloxy, carbonyl group, imino group, sulfonyl group and sulfinyl group, each substituted or unsubstituted.

21. The compound according to any one of claims 1-14, wherein R_1 is a cyclic substituent having a ring with a non-hydrogen substituent at a 2 or 3 position of the ring.

22. The compound according to any one of claims 1-14, wherein R_1 is a cyclic substituent having a ring with a non-hydrogen substituent at a 2 or 3 position of the ring selected from the group consisting of (C_{1-10})alkyl, (C_{3-12})cycloalkyl, hetero(C_{3-12})cycloalkyl, aryl(C_{1-10})alkyl, heteroaryl(C_{1-5})alkyl, (C_{9-12})bicycloaryl, hetero(C_{4-12})bicycloaryl, carbonyl (C_{1-3})alkyl, thiocarbonyl (C_{1-3})alkyl, sulfonyl (C_{1-3})alkyl, sulfinyl (C_{1-3})alkyl, imino (C_{1-3})alkyl, amino, aryl, heteroaryl, hydroxy, alkoxy, aryloxy, heteroaryloxy, carbonyl group, cyano, nitro, halo, imino group, sulfonyl group and sulfinyl group, each substituted or unsubstituted.

23. The compound according to any one of claims 1-14, wherein R_1 is selected from the group consisting of:



wherein:

V is selected from the group consisting of S, O, and NR₁₆;

R₁₅ is selected from the group consisting of hydrogen, halo, perhalo(C₁₋₁₀)alkyl, amino, nitro, cyano, thio, sulfonamide, (C₁₋₁₀)alkyl, (C₃₋₁₂)cycloalkyl, hetero(C₃₋₁₂)cycloalkyl, aryl(C₁₋₁₀)alkyl, heteroaryl(C₁₋₅)alkyl, (C₉₋₁₂)bicycloaryl, hetero(C₄₋₁₂)bicycloaryl, carbonyl(C₁₋₃)alkyl, thiocarbonyl(C₁₋₃)alkyl, sulfonyl(C₁₋₃)alkyl, sulfinyl(C₁₋₃)alkyl, imino(C₁₋₃)alkyl, aryl, heteroaryl, hydroxy, alkoxy, aryloxy, heteroaryloxy, carbonyl group, imino group, sulfonyl group and sulfinyl group, each substituted or unsubstituted; and

R₁₆ is selected from the group consisting of hydrogen, perhalo(C₁₋₁₀)alkyl, amino, (C₁₋₁₀)alkyl, (C₃₋₁₂)cycloalkyl, hetero(C₃₋₁₂)cycloalkyl, aryl(C₁₋₁₀)alkyl, heteroaryl (C₁₋₅)alkyl, (C₉₋₁₂)bicycloaryl, hetero(C₈₋₁₂)bicycloaryl, carbonyl (C₁₋₃)alkyl, thiocarbonyl (C₁₋₃)alkyl, aryl, heteroaryl, hydroxy, alkoxy, aryloxy, heteroaryloxy, imino group, carbonyl group, aminosulfonyl, alkylsulfonyl, arylsulfonyl, heteroarylsulfonyl, and sulfinyl group, each substituted or unsubstituted.

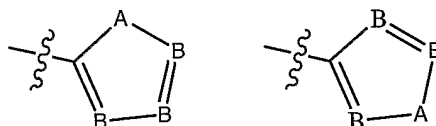
24. The compound according to any one of claims 1-14, wherein R₁ is a substituted or unsubstituted halophenyl or dihalophenyl.

25. The compound according to any one of claims 1-14, wherein R₁ is a substituted or unsubstituted haloaryl, haloheteroaryl, dihaloaryl or dihaloheteroaryl.

26. The compound according to any one of claims 1-14, wherein R₁ is selected from the group consisting of (2-cyano)phenyl; (3-cyano)phenyl; (2-hydroxy)phenyl; (3-hydroxy)phenyl; (2-alkenyl)phenyl; (3-alkenyl)phenyl; (2-alkynyl)phenyl; (3-alkynyl)phenyl; (2-

methoxy)phenyl; (3-methoxy)phenyl; (2-nitro)phenyl; (3-nitro)phenyl; (2-carboxy)phenyl; (3-carboxy)phenyl; -(CH₂)-(2-carboxamido)phenyl; (3-carboxamido)phenyl; (2-sulfonamido)phenyl; (3-sulfonamido)phenyl; (2-tetrazolyl)phenyl; (3-tetrazolyl)phenyl; (2-aminomethyl)phenyl; (3-aminomethyl)phenyl; (2-hydroxymethyl)phenyl; (3-hydroxymethyl)phenyl; (2-phenyl)phenyl; (3-phenyl)phenyl; (2-halo)phenyl; (3-halo)phenyl; (2-CONH₂)phenyl; (3-CONH₂)phenyl; (2-CONH(C₁₋₇)alkyl)phenyl; (3-CONH(C₁₋₇)alkyl)phenyl; (2-CO₂(C₁₋₇)alkyl)phenyl; (3-CO₂(C₁₋₇)alkyl)phenyl; (2-NH₂)phenyl; (3-NH₂)phenyl; (2-(C₃₋₇)alkyl)phenyl; (3-(C₃₋₇)alkyl)phenyl; (2-(C₃₋₇)cycloalkyl)phenyl; (3-(C₃₋₇)cycloalkyl)phenyl; (2-aryl)phenyl; (3-aryl)phenyl; (2-heteroaryl)phenyl; (3-heteroaryl)phenyl; 2-bromo-5-fluoro phenyl; 2-chloro-5-fluoro phenyl; 2-cyano-5-fluoro phenyl; 2,5-dichloro phenyl; 2,5-difluoro phenyl; 2,5-dibromo phenyl; 2-bromo-3,5-difluoro phenyl; 2-chloro-3,5-difluoro phenyl; 2,3,5-trifluoro phenyl; 2,3,5,6-tetrafluorophenyl; 2-bromo-3,5,6-trifluoro phenyl; 2-chloro-3,5,6-trifluoro phenyl; 2-cyano-3,5-difluoro phenyl; 2-cyano-3,5,6-trifluoro phenyl; (2-heterocycloalkyl)phenyl; and (3-heterocycloalkyl)phenyl, each substituted or unsubstituted.

27. The compound according to any one of claims 1-14, wherein R₁ is selected from the group consisting of:



wherein:

A is S, O or NR₁₇;

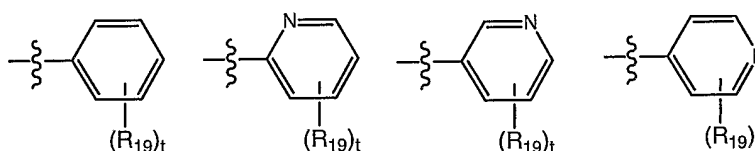
B is CR₁₈ or N;

R₁₇ is independently selected from the group consisting of hydrogen, perhalo(C₁₋₁₀)alkyl, amino, (C₁₋₁₀)alkyl, (C₃₋₁₂)cycloalkyl, hetero(C₃₋₁₂)cycloalkyl, aryl(C₁₋₁₀)alkyl, heteroaryl (C₁₋₅)alkyl, (C₉₋₁₂)bicycloaryl, hetero(C₈₋₁₂)bicycloaryl, carbonyl (C₁₋

₃)alkyl, thiocarbonyl (C₁₋₃)alkyl, aryl, heteroaryl, hydroxy, alkoxy, aryloxy, heteroaryloxy, imino group, carbonyl group, aminosulfonyl, alkylsulfonyl, arylsulfonyl, heteroarylsulfonyl, and sulfinyl group, each substituted or unsubstituted; and

R₁₈ is independently selected from the group consisting of hydrogen, halo, perhalo(C₁₋₁₀)alkyl, amino, thio, cyano, CF₃, nitro, (C₁₋₁₀)alkyl, (C₃₋₁₂)cycloalkyl, hetero(C₃₋₁₂)cycloalkyl, aryl(C₁₋₁₀)alkyl, heteroaryl (C₁₋₅)alkyl, (C₉₋₁₂)bicycloaryl, hetero(C₈₋₁₂)bicycloaryl, carbonyl (C₁₋₃)alkyl, thiocarbonyl (C₁₋₃)alkyl, aryl, heteroaryl, hydroxy, alkoxy, aryloxy, heteroaryloxy, imino group, carbonyl group, aminosulfonyl, alkylsulfonyl, arylsulfonyl, heteroarylsulfonyl, and sulfinyl group, each substituted or unsubstituted, or R₁₇ and R₁₈, or two R₁₈ are taken together to form an unsubstituted or substituted ring.

28. The compound according to any one of claims 1-14, wherein R₁ is selected from the group consisting of:

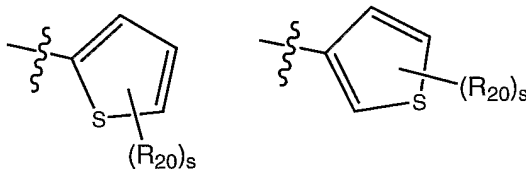


wherein:

t is 0, 1, 2, 3, 4 or 5; and

each R₁₉ is independently selected from the group consisting of halo, perhalo(C₁₋₁₀)alkyl, CF₃, (C₁₋₁₀)alkyl, alkenyl, alkynyl, aryl, heteroaryl, aminosulfonyl, alkylsulfonyl, arylsulfonyl, heteroarylsulfonyl, aryloxy, heteroaryloxy, arylalkyl, heteroarylalkyl, cycloalkyl, heterocycloalkyl, amino, thio, cyano, nitro, hydroxy, alkoxy, carbonyl group, imino group, sulfonyl group and sulfinyl group, each substituted or unsubstituted, or two R₁₉ are taken together to form an unsubstituted or substituted ring.

29. The compound according to any one of claims 1-14, wherein R_1 is selected from the group consisting of:



wherein:

s is 0, 1, 2, or 3; and

each R_{20} is independently selected from the group consisting of halo, perhalo(C_{1-10})alkyl, CF_3 , (C_{1-10})alkyl, alkenyl, alkynyl, aryl, heteroaryl, aminosulfonyl, alkylsulfonyl, arylsulfonyl, heteroarylsulfonyl, aryloxy, heteroaryloxy, arylalkyl, heteroarylalkyl, cycloalkyl, heterocycloalkyl, amino, thio, cyano, nitro, hydroxy, alkoxy, carbonyl group, imino group, sulfonyl group and sulfinyl group, each substituted or unsubstituted, or two R_{20} are taken together to an unsubstituted or substituted form a ring.

30. The compound according to any of claims 1-14, wherein R_1 is an aryl substituted with one or more substituents selected from the group consisting of halo; hydroxy (C_{1-6})alkyl; amino (C_{1-6})alkyl; and (C_{1-6})alkoxy.

31. A compound selected from the group consisting of:

7-Amino-6-aminomethyl-5-(2,4-dichloro-phenyl)-1,3-dimethyl-1H-pyrido[2,3-d]pyrimidine-2,4-dione;

7-Amino-6-aminomethyl-5-(2-bromo-4-fluoro-phenyl)-1,3-dimethyl-1H-pyrido[2,3-d]pyrimidine-2,4-dione;

7-Amino-6-aminomethyl-5-(2-bromo-phenyl)-1,3-dimethyl-1H-pyrido[2,3-d]pyrimidine-2,4-dione;

- 6-Aminomethyl-5-(2,4-dichloro-phenyl)-7-ethylamino-1,3-dimethyl-1H-pyrido[2,3-d]pyrimidine-2,4-dione;
- 6-Aminomethyl-5-(2,4-dichloro-phenyl)-1,3-dimethyl-7-methylamino-1H-pyrido[2,3-d]pyrimidine-2,4-dione;
- 6-Aminomethyl-5-(2,4-dichloro-phenyl)-7-dimethylamino-1,3-dimethyl-1H-pyrido[2,3-d]pyrimidine-2,4-dione;
- 7-Hydroxy-5-(2-bromo-5-fluoro-phenyl)-1,3-dimethyl-2,4-dioxo-1,2,3,4-tetrahydropyrido[2,3-*d*]pyrimidine-6-carbonitrile;
- 6-Aminomethyl-5-(2-bromo-5-fluoro-phenyl)-7-hydroxy-1,3-dimethyl-1H-pyrido[2,3-d]pyrimidine-2,4-dione;
- 7-Amino-5-(2,5-dichloro-phenyl)-1,3-dimethyl-2,4-dioxo-1,2,3,4-tetrahydropyrido[2,3-*d*]pyrimidine-6-carbonitrile;
- 7-Amino-6-aminomethyl-5-(2,5-dichloro-phenyl)-1,3-dimethyl-1H-pyrido[2,3-*d*]pyrimidine-2, 4-dione;
- 7-Amino-6-aminomethyl-5-(2-bromo-5-fluoro-phenyl)-1,3-dimethyl-1H-pyrido [2,3-*d*] pyrimidine-2, 4-dione;
- 7-Amino-6-aminomethyl—1,3-dimethyl- 5-(3-methyl-thiophen-2-yl)-1H-pyrido[2,3-*d*] pyrimidine-2, 4-dione;
- 7-Amino-6-aminomethyl-5-(2-chloro-phenyl)-1,3-dimethyl-1H-pyrido [2,3-*d*] pyrimidine-2, 4-dione;
- 7-Amino-6-aminomethyl-5-(4-fluoro-phenyl)-1,3-dimethyl-1H-pyrido [2,3-*d*] pyrimidine-2, 4-dione;
- 7-Amino-6-aminomethyl-5-(5-chloro-thiophen-2-yl)-1,3-dimethyl-1H-pyrido [2,3-*d*] pyrimidine-2, 4-dione;
- 7-Amino-6-aminomethyl-5-(4-bromo-phenyl)-1,3-dimethyl-1H-pyrido [2,3-*d*] pyrimidine-2, 4-dione;

- 7-Amino-6-aminomethyl-5- (2,3-dichloro-phenyl)-1,3-dimethyl-1*H*-pyrido [2,3-*d*]
pyrimidine-2, 4-dione;
- 7-Amino-6-aminomethyl-5- (2-chloro-6-fluoro-phenyl)-1,3-dimethyl-1*H*-pyrido [2,3-*d*]
pyrimidine-2, 4-dione;
- 7-Amino-6-aminomethyl-5- (3-methoxy-phenyl)-1,3-dimethyl-1*H*-pyrido [2,3-*d*]
pyrimidine-2, 4-dione;
- 7-Amino-6-aminomethyl-5- (2-methoxy-phenyl)-1,3-dimethyl-1*H*-pyrido [2,3-*d*]
pyrimidine-2, 4-dione;
- 7-Amino-6-aminomethyl-5- (2-chloro-3, 6-difluoro-phenyl)-1,3-dimethyl-1*H*-pyrido
[2,3-*d*] pyrimidine-2, 4-dione;
- 7-Amino-6-aminomethyl-5-phenyl-1,3-dimethyl-1*H*-pyrido [2,3-*d*] pyrimidine-2, 4-
dione;
- 7-Amino-6-aminomethyl-5- (3-bromo-thiophen-2-yl)-1,3-dimethyl-1*H*-pyrido [2,3-*d*]
pyrimidine-2, 4-dione;
- 7-Amino-6-aminomethyl-5- (2-chloro-5-fluoro-phenyl)-1,3-dimethyl-1*H*-pyrido [2,3-*d*]
pyrimidine-2, 4-dione;
- 7-Amino-6-aminomethyl-5- (2-bromo-5-fluoro-phenyl)-1,3-dimethyl-1*H*-pyrido [2,3-*d*]
pyrimidine-2, 4-dione;
- 7-Amino-6-aminomethyl-5-(2-chloro-4-fluoro-phenyl)-1,3-dimethyl-1*H*-pyrido [2,3-*d*]
pyrimidine-2, 4-dione;
- 7-Amino-6-aminomethyl-5-cyclopentyl-1,3-dimethyl-1*H*-pyrido [2,3-*d*] pyrimidine-2,
4-dione;
- 7-Amino-6-aminomethyl-1,3-dimethyl-5-pyridin-3-yl-1*H*-pyrido [2,3-*d*] pyrimidine-2,
4-dione;
- 7-Amino-6-aminomethyl-5-(4,5-dimethyl-thiophen-2-yl)-1,3-dimethyl-1*H*-pyrido [2,3-*d*]
pyrimidine-2, 4-dione;
- 7-Amino-6-aminomethyl-5- (5-fluoro-2-nitro-phenyl)-1,3-dimethyl-1*H*-pyrido [2,3-*d*]
pyrimidine-2, 4-dione;

- 7-Amino-6-aminomethyl-1,3-dimethyl-5-(3-methyl-3H-imidazol-4-yl)-1H-pyrido [2,3-d] pyrimidine-2, 4-dione;
- 7-Amino-6-aminomethyl-5-benzo [b] thiophen-2-yl-1,3-dimethyl-1H-pyrido [2,3-d] pyrimidine-2, 4-dione;
- 7-Amino-6-aminomethyl-1, 3- dimethyl-5- (3-methyl-benzo [b] thiophen-2-yl)-1H-pyrido [2,3-d] pyrimidine-2, 4-dione;
- 6-(aminomethyl)-5-(2,4-dichlorophenyl)-7-hydroxy-1,3-dimethylpyrido[2,3-d]pyrimidine-2,4(1H,3H)-dione;
- 6-(aminomethyl)-7-chloro-5-(2,4-dichlorophenyl)-1,3-dimethylpyrido[2,3-d]pyrimidine-2,4(1H,3H)-dione;
- 7-amino-6-(aminomethyl)-5-(2-chloro-5-fluorophenyl)-3-methylpyrido[2,3-d]pyrimidine-2,4(1H,3H)-dione;
- 7-amino-6-(aminomethyl)-5-(2-(aminomethyl)phenyl)-1,3-dimethylpyrido[2,3-d]pyrimidine-2,4(1H,3H)-dione;
- 2-(7-amino-6-(aminomethyl)-1,3-dimethyl-2,4-dioxo-1,2,3,4-tetrahydropyrido[2,3-d]pyrimidin-5-yl)benzotrile;
- 7-amino-5-(2-(aminomethyl)phenyl)-1,3-dimethyl-2,4-dioxo-1,2,3,4-tetrahydropyrido[2,3-d]pyrimidine-6-carbonitrile;
- 6-(aminomethyl)-7-(cyclopropylmethylamino)-5-(2,4-dichlorophenyl)-1,3-dimethylpyrido[2,3-d]pyrimidine-2,4(1H,3H)-dione;
- 2-(7-amino-6-(aminomethyl)-1-isobutyl-3-methyl-2,4-dioxo-1,2,3,4-tetrahydropyrido[2,3-d]pyrimidin-5-yl)benzotrile;
- 6-(aminomethyl)-5-(2,4-dichlorophenyl)-1,3-dimethylpyrido[2,3-d]pyrimidine-2,4(1H,3H)-dione;
- 7-Amino-6- (aminomethyl)-5-(2-chloro-5- (trifluoromethyl) phenyl)-1,3-dimethylpyrido [2,3-*d*] pyrimidine-2, 4(*1H*, *3H*)-dione;

- 7-Amino-6-(aminomethyl)-5-(2-chloro-5-fluorophenyl)-1-methylpyrido [2,3-*d*]
pyrimidine-2, 4(*IH*, 3*H*)-dione;
- 7-Amino-6-(aminomethyl)-5-(2-bromo-5-fluorophenyl)-1-methylpyrido[2,3-*d*]
pyrimidine-2, 4(*IH*,3*H*)-dione;
- 2-(7-amino-6-(aminomethyl)-1,3-dimethyl-2,4-dioxo-1,2,3,4-tetrahydropyrido[2,3-*d*]
pyrimidin-5-yl)-4-fluorobenzonitrile;
- 2-(6-(aminomethyl)-7-chloro-1,3-dimethyl-2,4-dioxo-1,2,3,4-tetrahydropyrido[2,3-*d*]
pyrimidin-5-yl)-4-fluorobenzonitrile;
- 2-(6-(aminomethyl)-1,3,7-trimethyl-2,4-dioxo-1,2,3,4-tetrahydropyrido[2,3-*d*]
pyrimidin-5-yl)-4-fluorobenzonitrile;
- 2-(6-(aminomethyl)-1,3-dimethyl-2,4-dioxo-7-(trifluoromethyl)-1,2,3,4-
tetrahydropyrido[2,3-*d*]pyrimidin-5-yl)-4-fluorobenzonitrile;
- 2-(6-(aminomethyl)-1,3-dimethyl-2,4-dioxo-1,2,3,4-tetrahydropyrido[2,3-*d*]pyrimidin-
5-yl)-4-fluorobenzonitrile;
- 2-(6-(aminomethyl)-1,3-dimethyl-2,4-dioxo-7-(2,2,2-trifluoroethylamino)-1,2,3,4-
tetrahydropyrido[2,3-*d*]pyrimidin-5-yl)-4-fluorobenzonitrile;
- 2-(6-(aminomethyl)-1,3-dimethyl-7-(methyl(2,2,2-trifluoroethyl)amino)-2,4-dioxo-
1,2,3,4-tetrahydropyrido[2,3-*d*]pyrimidin-5-yl)-4-fluorobenzonitrile;
- 2-(6-(aminomethyl)-7-(bis(trifluoromethyl)amino)-1,3-dimethyl-2,4-dioxo-1,2,3,4-
tetrahydropyrido[2,3-*d*]pyrimidin-5-yl)-4-fluorobenzonitrile;
- 2-(6-(aminomethyl)-1,3-dimethyl-2,4-dioxo-7,8-imidazo-[1,2-*a*]-1,2,3,4,7,8-
hexahydropyrido[2,3-*d*]pyrimidin-5-yl)-5-chlorobenzonitrile;
- 2-(6-(aminomethyl)-3-(cyclopropylmethyl)-1,7-dimethyl-2,4-dioxo-1,2,3,4-
tetrahydropyrido[2,3-*d*]pyrimidin-5-yl)-5-chlorobenzonitrile;
- 6-(aminomethyl)-5-(4-chloro-2-methoxyphenyl)-1,3,7-trimethylpyrido[2,3-*d*]
pyrimidine-2,4(1*H*,3*H*)-dione;

- 2-(6-(aminomethyl)-7-methoxy-1,3-dimethyl-2,4-dioxo-1,2,3,4-tetrahydropyrido[2,3-*d*]pyrimidin-5-yl)-5-chlorobenzonitrile;
- 2-(6-(aminomethyl)-1,3-dimethyl-2,4-dioxo-7-(pyrrolidin-1-yl)-1,2,3,4-tetrahydropyrido[2,3-*d*]pyrimidin-5-yl)-5-chlorobenzonitrile;
- 6-(aminomethyl)-5-(5-fluoro-2-methoxyphenyl)-1,3-dimethyl-7-morpholinopyrido[2,3-*d*]pyrimidine-2,4(1H,3H)-dione;
- N-(6-(aminomethyl)-5-(4-chloro-2-methoxyphenyl)-1,3-dimethyl-2,4-dioxo-1,2,3,4-tetrahydropyrido[2,3-*d*]pyrimidin-7-yl)methanesulfonamide;
- 2-(6-(aminomethyl)-3-benzyl-7-methoxy-1-methyl-2,4-dioxo-1,2,3,4-tetrahydropyrido[2,3-*d*]pyrimidin-5-yl)-5-chlorobenzonitrile;
- 6-(aminomethyl)-3-benzyl-5-(4-chloro-2-methoxyphenyl)-1-methyl-7-(trifluoromethyl)pyrido[2,3-*d*]pyrimidine-2,4(1H,3H)-dione;
- 6-(aminomethyl)-5-(3,5-difluoro-2-methoxyphenyl)-1,3-dimethyl-7-(trifluoromethyl)pyrido[2,3-*d*]pyrimidine-2,4(1H,3H)-dione;
- 6-(aminomethyl)-3-benzyl-5-(2-chloro-3,5-difluorophenyl)-1-methyl-7-(trifluoromethyl)pyrido[2,3-*d*]pyrimidine-2,4(1H,3H)-dione;
- 6-(aminomethyl)-5-(2-bromo-3,5-difluorophenyl)-1,3-dimethyl-7-(trifluoromethyl)pyrido[2,3-*d*]pyrimidine-2,4(1H,3H)-dione;
- 6-(aminomethyl)-5-(3,5-difluoro-2-methoxyphenyl)-1,2-imidazo-[1,2-*a*]-3-methyl-7-(trifluoromethyl)-2,3-dihydropyrido[2,3-*d*]pyrimidin-4(1H)-one;
- 6-(aminomethyl)-5-(3,5-difluoro-2-methoxyphenyl)-3-methyl-2-(methylamino)-7-(trifluoromethyl)pyrido[2,3-*d*]pyrimidin-4(3H)-one;
- 2-amino-6-(aminomethyl)-5-(2-chloro-3,5-difluorophenyl)-3-methyl-7-(trifluoromethyl)pyrido[2,3-*d*]pyrimidin-4(3H)-one;
- 2,7-diamino-6-(1-aminoethyl)-5-(2-chloro-5-fluorophenyl)-3-methylpyrido[2,3-*d*]pyrimidin-4(3H)-one;

2-(6-(aminomethyl)-7-ethoxy-1,3-dimethyl-2,4-dioxo-1,2,3,4-tetrahydropyrido[2,3-*d*]pyrimidin-5-yl)-5-chlorobenzonitrile; and
6-(aminomethyl)-5-(3,5-difluoro-2-methoxyphenyl)-2-(dimethylamino)-3-methyl-7-(trifluoromethyl)pyrido[2,3-*d*]pyrimidin-4(3H)-one.

32. The compound according to any one of claims 1-31, wherein the compound is in the form of a pharmaceutically acceptable salt.
33. The compound according to any one of claims 1-31, wherein the compound is present in a mixture of stereoisomers.
34. The compound according to any one of claims 1-31, wherein the compound comprises a single stereoisomer.
35. A pharmaceutical composition comprising, as an active ingredient, a compound according to any one of claims 1-31.
36. The pharmaceutical composition according to claim 35, wherein the composition is a solid formulation adapted for oral administration.
37. The pharmaceutical composition according to claim 35, wherein the composition is a tablet.
38. The pharmaceutical composition according to claim 35, wherein the composition is a liquid formulation adapted for oral administration.
39. The pharmaceutical composition according to claim 35, wherein the composition is a liquid formulation adapted for parenteral administration.
40. The pharmaceutical composition comprising a compound according to any one of claims 1-31, wherein the composition is adapted for administration by a route selected from the group consisting of orally, parenterally, intraperitoneally, intravenously, intraarterially, transdermally, sublingually, intramuscularly, rectally, transbuccally, intranasally, liposomally, via inhalation, vaginally, intraocularly, via local delivery (for example by catheter or stent), subcutaneously, intraadiposally, intraarticularly, and intrathecally.
41. A kit comprising:

a compound according to any one of claims 1-31; and

instructions which comprise one or more forms of information selected from the group consisting of indicating a disease state for which the compound is to be administered, storage information for the compound, dosing information and instructions regarding how to administer the compound.

42. The kit according to claim 41, wherein the kit comprises the compound in a multiple dose form.

43. An article of manufacture comprising:

a compound according to any one of claims 1-31; and

packaging materials.

44. The article of manufacture of claim 43, wherein the packaging material comprises a container for housing the compound.

45. The article of manufacture of claim 43, wherein the container comprises a label indicating one or more members of the group consisting of a disease state for which the compound is to be administered, storage information, dosing information and/or instructions regarding how to administer the composition.

46. The article of manufacture of claim 43, wherein the article of manufacture comprises the compound in a multiple dose form.

47. A method of inhibiting DPP-IV comprising:

contacting DPP-IV with a compound according to any one of claims 1-31.

48. A method of inhibiting DPP-IV comprising:

causing a compound according to any one of claims 1-31 to be present in a subject in order to inhibit DPP-IV *in vivo*.

49. A method of inhibiting DPP-IV comprising:

administering a first compound to a subject that is converted *in vivo* to a second compound wherein the second compound inhibits DPP-IV *in vivo*, the second compound being a compound according to any one of claims 1-31.

50. A therapeutic method comprising:

administering a compound according to any one of claims 1-31 to a subject.

51. A method of treating a disease state for which DPP-IV possesses activity that contributes to the pathology and/or symptomology of the disease state, the method comprising causing a compound according to any one of claims 1-31 to be present in a subject in a therapeutically effective amount for the disease state.

52. The method according to claim 51, wherein the disease is type I or type II diabetes.

53. A method of treating cancer in a patient in need thereof, comprising administering to said patient a therapeutically effective amount of a compound according to any one of claims 1-31.

54. The method of claim 53, wherein the cancer treated is colorectal, prostate, breast, thyroid, skin, lung, or head and neck.

55. A method of treating autoimmune disorders such as, but not limited to, rheumatoid arthritis, psoriasis, and multiple sclerosis in a patient in need thereof, comprising administering to said patient a therapeutically effective amount of a compound according to any one of claims 1-31.

56. A method of treating a condition characterized by inadequate lymphocyte or hemapoietic cell activation or concentration in a patient in need thereof, comprising administering to said patient a therapeutically effective amount of a compound according to any one of claims 1-31.

57. The method of claim 56, wherein said condition is a side effect of chemotherapy or radiation therapy.

58. The method of claim 56, wherein said condition is a result of kidney failure.

59. The method of claim 56, wherein said condition is a result of a bone marrow disorder.

60. A method of treating HIV infection in a patient in need thereof, comprising administering to said patient a therapeutically effective amount of a compound according to any one of claims 1-31.

61. A method of treating a condition characterized by immunodeficiency symptoms in a patient in need thereof, comprising administering to said patient a therapeutically effective amount of a compound according to any one of claims 1-31.