



(12) **United States Design Patent**
Clyne et al.

(10) **Patent No.:** **US D780,111 S**
(45) **Date of Patent:** **** Feb. 28, 2017**

(54) **BATTERY**

(71) Applicant: **GoPro, Inc.**, San Mateo, CA (US)
(72) Inventors: **Joshua Randall Clyne**, Sunnyvale, CA (US); **William Drew Atkinson**, San Francisco, CA (US); **Sameer Venugopal**, Milpitas, CA (US); **David Andres Guasca**, San Mateo, CA (US)
(73) Assignee: **GoPro, Inc.**, San Mateo, CA (US)

(**) Term: **14 Years**

(21) Appl. No.: **29/515,982**

(22) Filed: **Jan. 28, 2015**

Related U.S. Application Data

(63) Continuation of application No. 29/496,419, filed on Jul. 11, 2014, now Pat. No. Des. 725,590.
(51) **LOC (10) Cl.** **13-02**
(52) **U.S. Cl.**
USPC **D13/103**
(58) **Field of Classification Search**
USPC D13/102-104, 110, 118-121, 184, 199;
429/96-100, 163, 176
CPC Y02E 60/12; Y02E 60/122; Y02E 60/124;
Y02E 60/50; H01M 2/02; H01M 2/022;
H01M 2/0202; H01M 2/0207; H01M
2/0212; H01M 2/1061; H01M
2/1022; H01M 2/1055; H01M
2/1066; H01M 2/105; H01M 2/204;
H01M 10/4257; H01M 10/0436; H01M
10/48

See application file for complete search history.

(56) **References Cited**

U.S. PATENT DOCUMENTS

D260,513 S	9/1981	Comstock	
D299,651 S	1/1989	Preussner	
5,216,371 A	6/1993	Nagai	
D354,739 S	1/1995	Durham et al.	
D408,796 S	4/1999	Georgopoulos	
D409,160 S	5/1999	Sonntag	
D412,153 S	7/1999	Chen	
D418,107 S *	12/1999	Murray	D13/103
D423,449 S	4/2000	Naskali	
6,153,834 A *	11/2000	Cole	H01M 2/20 174/254
D449,577 S	10/2001	Nishio et al.	

(Continued)

Primary Examiner — Rosemary K Tarcza
(74) *Attorney, Agent, or Firm* — Fenwick & West LLP



(57) **CLAIM**

The ornamental design for a battery, as shown and described.

DESCRIPTION

FIG. 1 is a front, top, and left side perspective view of a battery showing our new design;
FIG. 2 is a rear, top, and right side perspective view thereof;
FIG. 3 is a rear, bottom, and right side perspective view thereof;
FIG. 4 is a front, bottom, and left side perspective view thereof;
FIG. 5 is an enlarged detail view of a front and left side perspective view thereof;
FIG. 6 is a front elevational view thereof;
FIG. 7 is a rear elevational view thereof;
FIG. 8 is a left side elevational view thereof;
FIG. 9 is a right side elevational view thereof;
FIG. 10 is a top plan view thereof; and,
FIG. 11 is a bottom plan view thereof.
The broken lines in the drawings showing portions of the battery are included for the purpose of illustrating environmental structure and form no part of the claimed design.

1 Claim, 11 Drawing Sheets



(56)

References Cited

U.S. PATENT DOCUMENTS

D456,006	S	4/2002	Maher et al.	
D480,682	S	10/2003	Kawase	
D481,995	S *	11/2003	Yokota	D13/103
D483,329	S	12/2003	Kuo	
D494,940	S	8/2004	Fiocchi	
D516,502	S	3/2006	Small	
D516,503	S	3/2006	Takeshita et al.	
D524,241	S	7/2006	Takeshita et al.	
D526,612	S	8/2006	Sugeno et al.	
D546,277	S *	7/2007	Andre	D13/103
D584,683	S	1/2009	Preliasco et al.	
D610,539	S	2/2010	Dahan et al.	
D621,860	S *	8/2010	Fukano	D13/107
D631,835	S	2/2011	Neidhart	
D637,552	S *	5/2011	Inman	D13/103
D642,517	S *	8/2011	Inman	D13/103
D644,988	S	9/2011	Finney et al.	
D646,222	S *	10/2011	Tatehata	D13/103
D647,944	S	11/2011	Jannard et al.	
D648,270	S *	11/2011	Jiang	D13/103
D660,788	S	5/2012	Ziring et al.	
D665,340	S	8/2012	Obata	
8,247,106	B2	8/2012	Takeshita et al.	
D682,777	S	5/2013	Gupta et al.	
D682,778	S	5/2013	Baumgartner et al.	
D708,189	S *	7/2014	An	D13/108
D708,571	S *	7/2014	Ji	D13/103
D724,013	S *	3/2015	Zsolcsak	D13/103
D724,538	S	3/2015	Baumgartner et al.	
D725,590	S *	3/2015	Clyne	D13/103
D765,594	S *	9/2016	Li	D13/103
D766,175	S *	9/2016	Tsiopanos	D13/103
2015/0318579	A1 *	11/2015	Kwon	H01M 10/0585 429/156

* cited by examiner




FIG. 1




FIG. 2

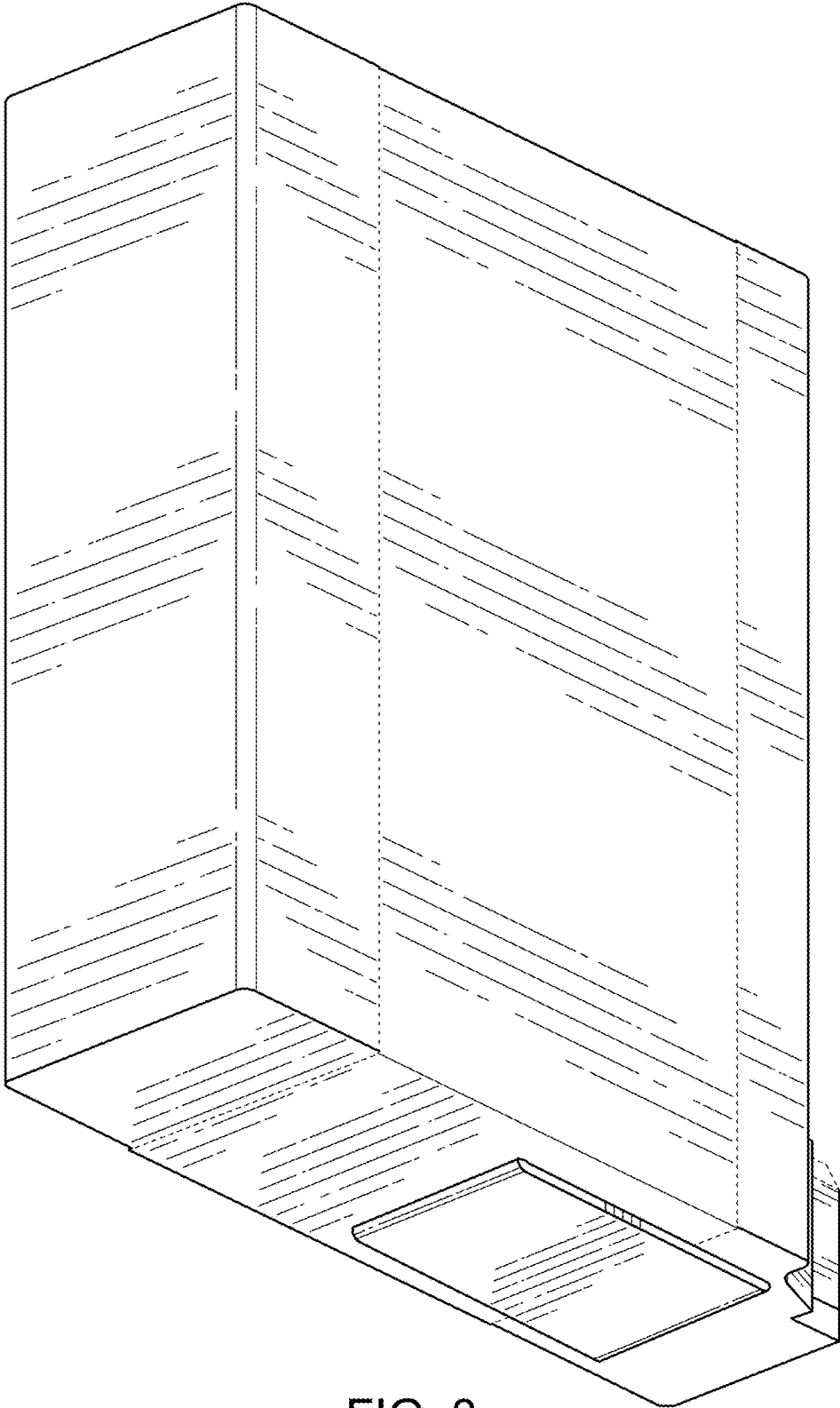


FIG. 3




FIG. 4

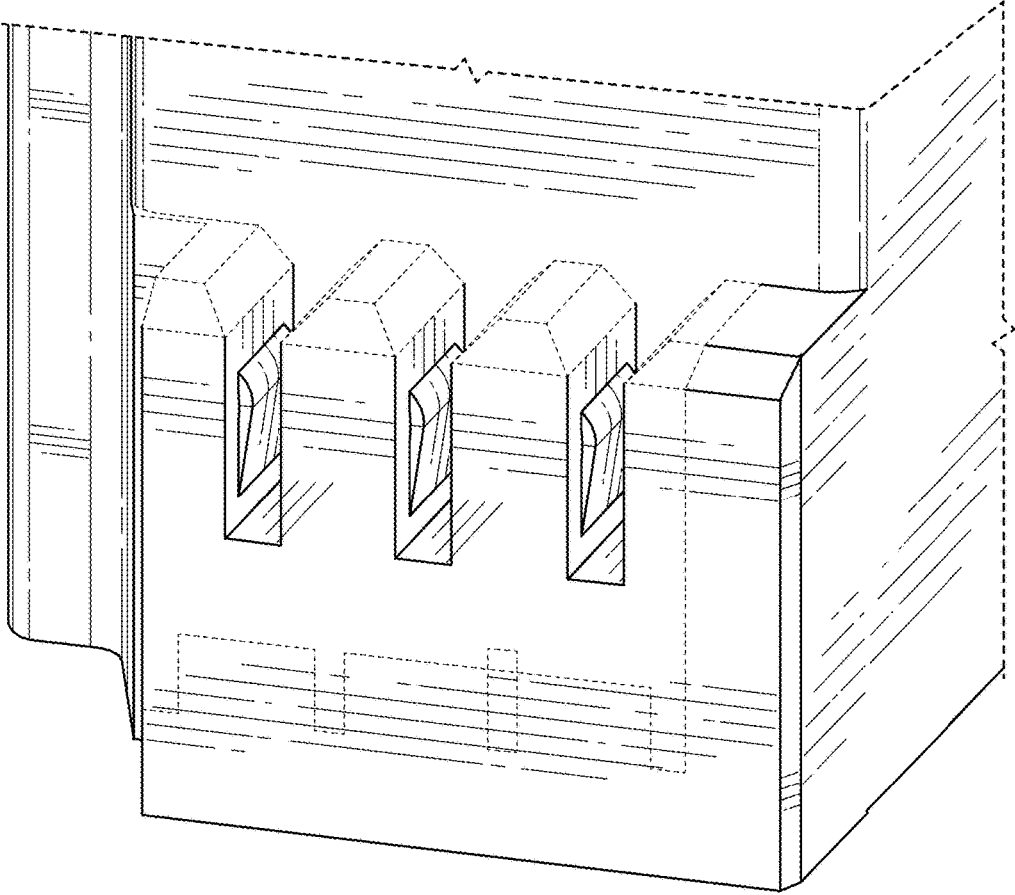


FIG. 5




FIG. 6




FIG. 7

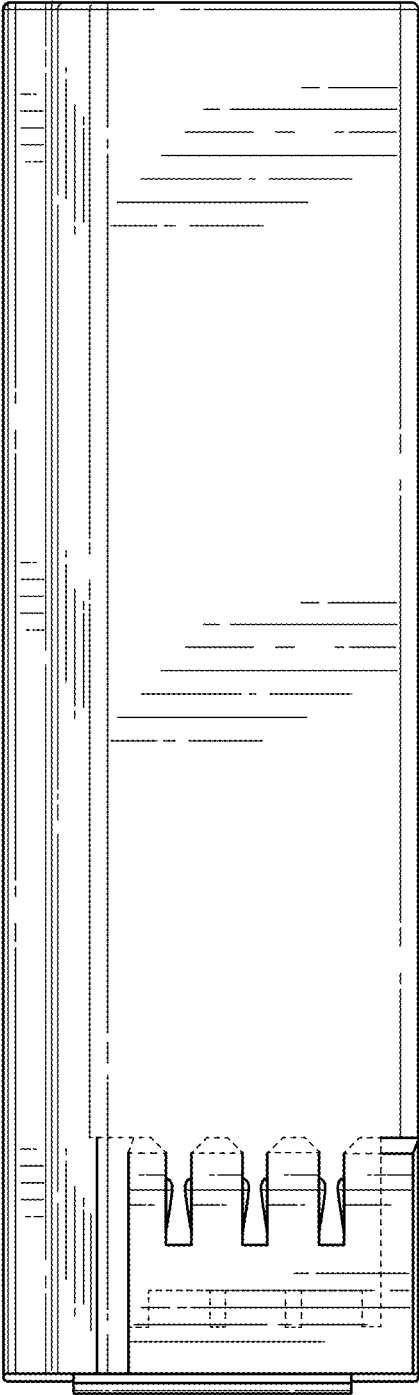


FIG. 8

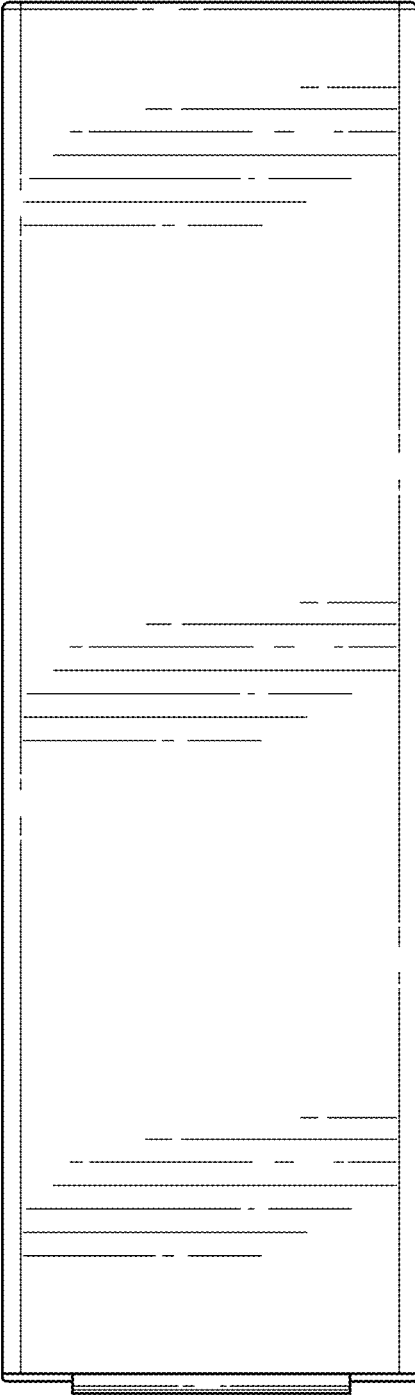


FIG. 9

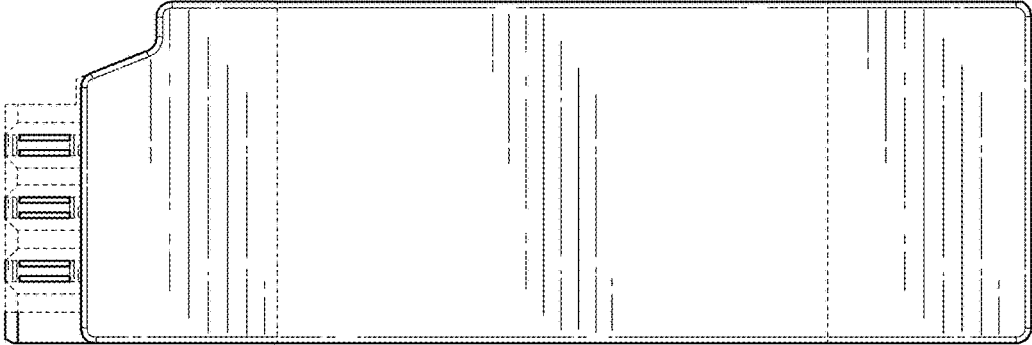


FIG. 10

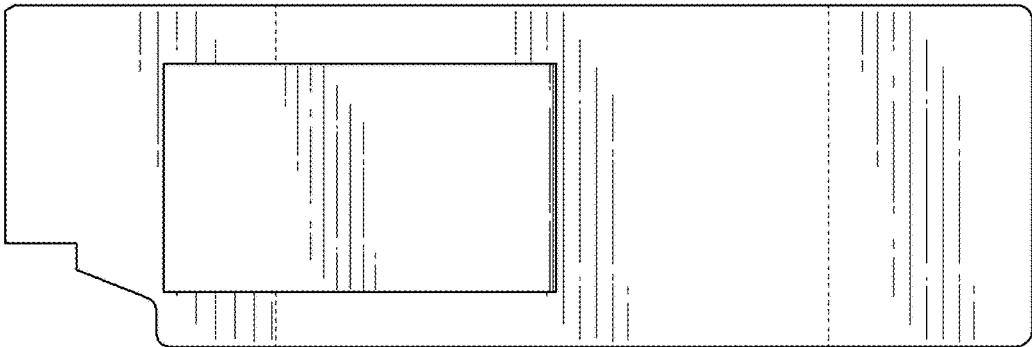


FIG. 11