



US00D775924S

(12) **United States Design Patent**  
**Lin**

(10) **Patent No.:** **US D775,924 S**

(45) **Date of Patent:** **\*\* Jan. 10, 2017**

(54) **HANDLE FOR HAND TOOLS**  
(71) Applicant: **Yih Cheng Factory Co., Ltd.**, Nantuo (TW)  
(72) Inventor: **Jack Lin**, Nantuo (TW)  
(73) Assignee: **YIH CHENG FACTORY CO., LTD.**, Nantuo (TW)

D540,644	S	*	4/2007	Song	.....	D8/25
D634,172	S	*	3/2011	Robinson	.....	D8/83
D635,430	S	*	4/2011	Robinson	.....	D8/83
D639,969	S	*	6/2011	Pukall	.....	D24/196
D714,114	S	*	9/2014	Robinson	.....	D8/25
D714,604	S	*	10/2014	Robinson	.....	D8/25
D725,749	S	*	3/2015	Mezzalira	.....	D23/259
D725,787	S	*	3/2015	Brown	.....	D24/194
D752,234	S	*	3/2016	Moore	.....	D24/194
D755,629	S	*	5/2016	Marraccini	.....	D9/447
2011/0214539	A1	*	9/2011	Grand	.....	B25G 1/08 81/439

(\*\*) Term: **15 Years**

\* cited by examiner

(21) Appl. No.: **29/534,162**

*Primary Examiner* — Philip S Hyder

(22) Filed: **Jul. 27, 2015**

*Assistant Examiner* — Roselynn Cody

(51) **LOC (10) Cl.** ..... **08-04**

(74) *Attorney, Agent, or Firm* — Chun-Ming Shih; HDLS IPR Services

(52) **U.S. Cl.**  
USPC ..... **D8/83**

(57) **CLAIM**

(58) **Field of Classification Search**  
USPC ..... D8/21, 24–25, 82–87, 107; 81/52, 53.1, 81/58.3, 177.1–177.4, 177.7, 438–439, 81/467, 480, 489–491  
CPC ..... B25B 13/56; B25B 15/00; B25B 15/007; B25B 15/02; B25B 23/106; B25B 23/12; B25B 23/18; B25F 1/04; B25G 1/085; D06F 53/005; D06F 57/00  
See application file for complete search history.

The ornamental design for a handle for hand tools, as shown and described.

**DESCRIPTION**

(56) **References Cited**

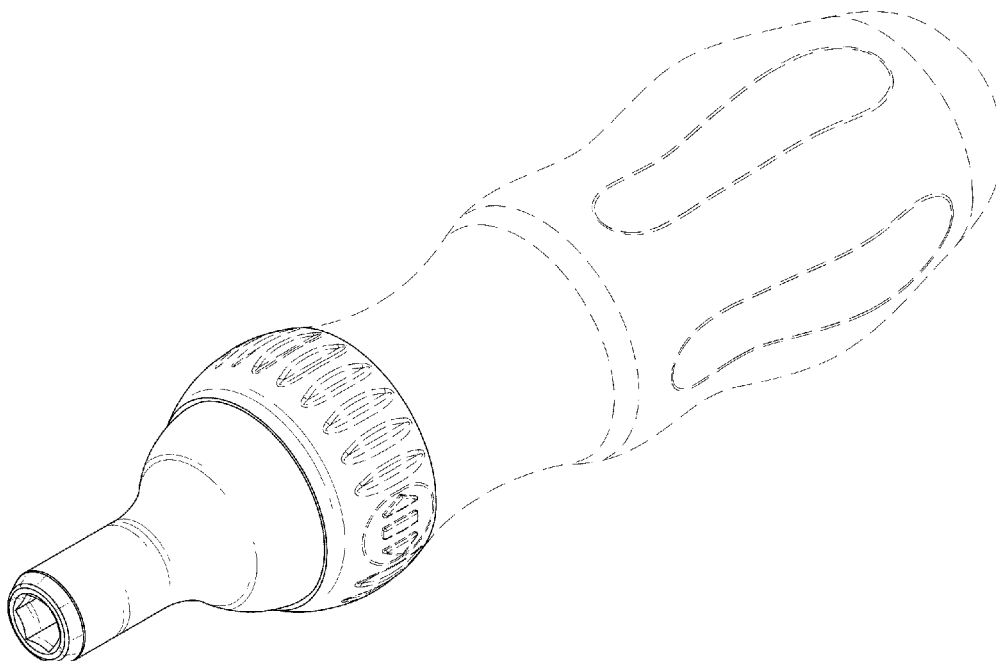
**U.S. PATENT DOCUMENTS**

D175,056	S	*	6/1955	Wilson	.....	D8/84
D371,946	S	*	7/1996	Giblin	.....	D8/82
D422,727	S	*	4/2000	McCalla	.....	D26/38
D448,645	S	*	10/2001	Lin	.....	D8/107
D526,875	S	*	8/2006	Chen	.....	D8/107

FIG. 1 is a perspective view of a handle for hand tools showing my new design;  
FIG. 2 is a front view thereof;  
FIG. 3 is a rear view thereof;  
FIG. 4 is a left side view thereof;  
FIG. 5 is a right side view thereof;  
FIG. 6 is a top view thereof;  
FIG. 7 is a bottom view thereof; and,  
FIG. 8 is second perspective view showing the handle for hand tools.

The broken lines shown represent unclaimed subject matter and form no part of the claimed design.

**1 Claim, 7 Drawing Sheets**



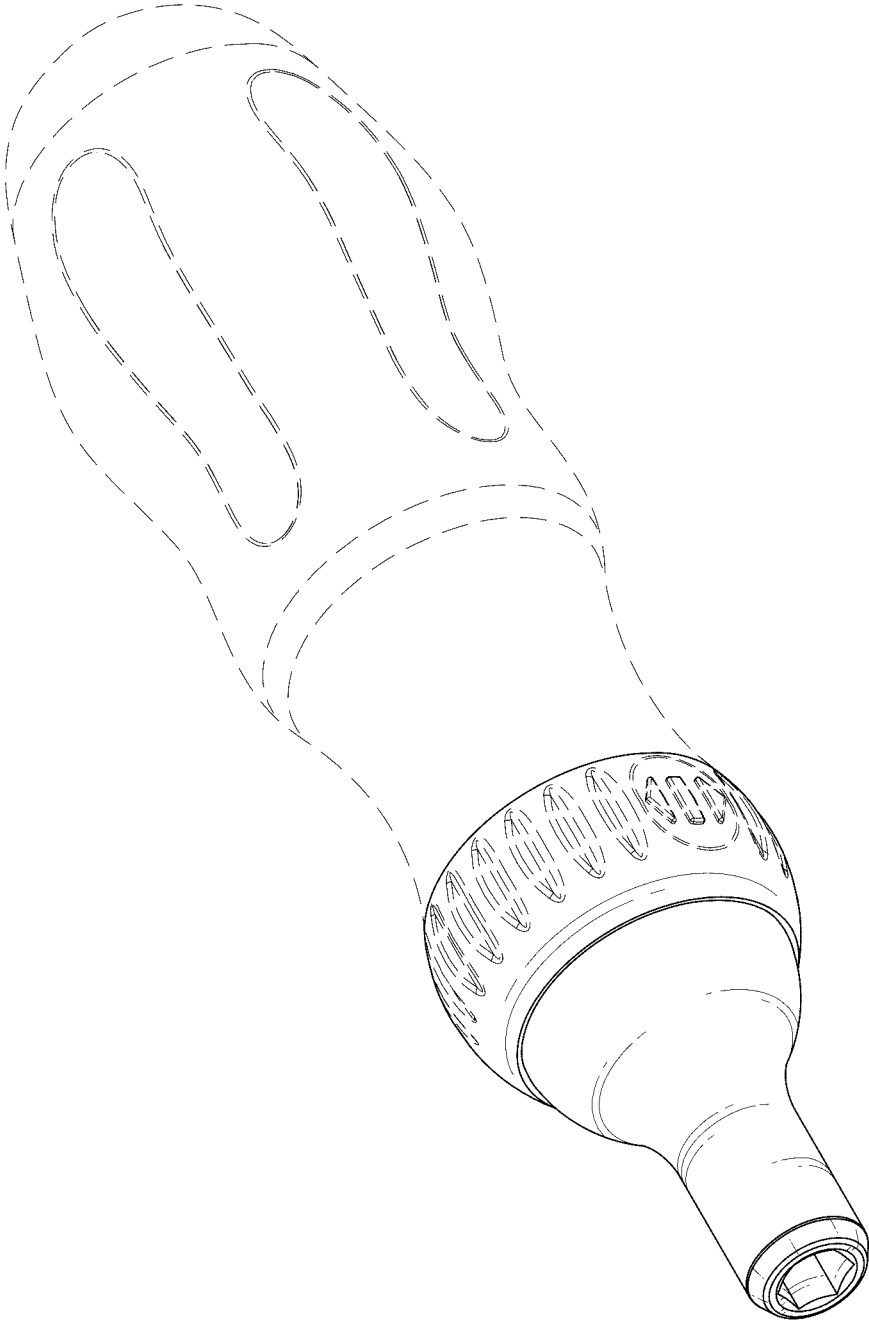


FIG.1

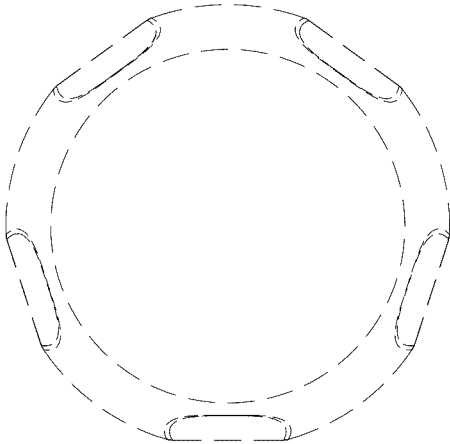


FIG.3

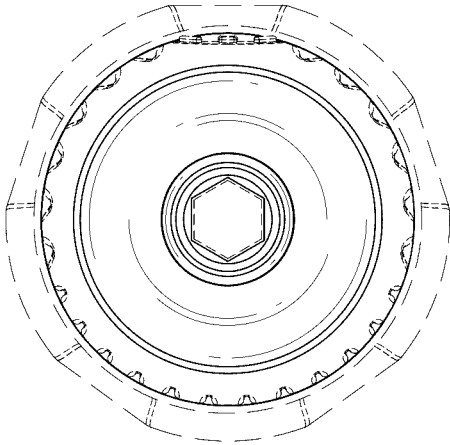


FIG.2

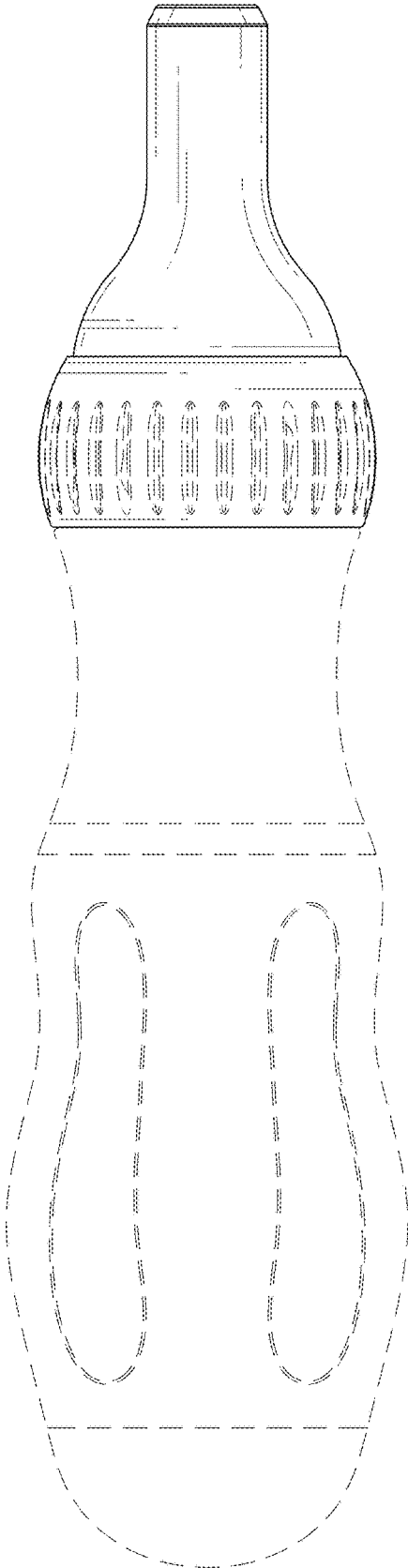


FIG.4

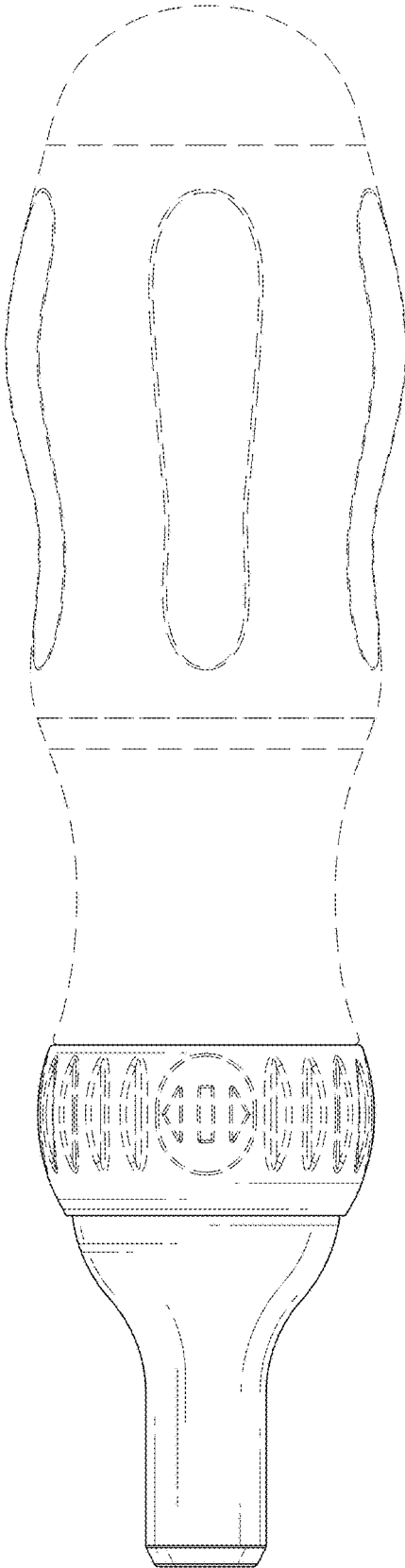


FIG. 5

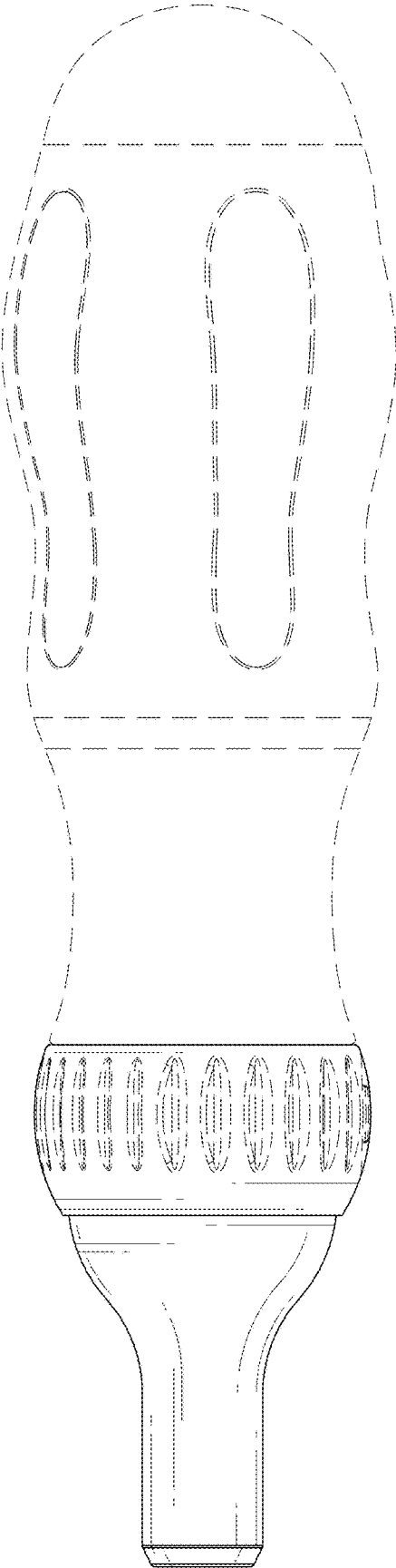


FIG. 6

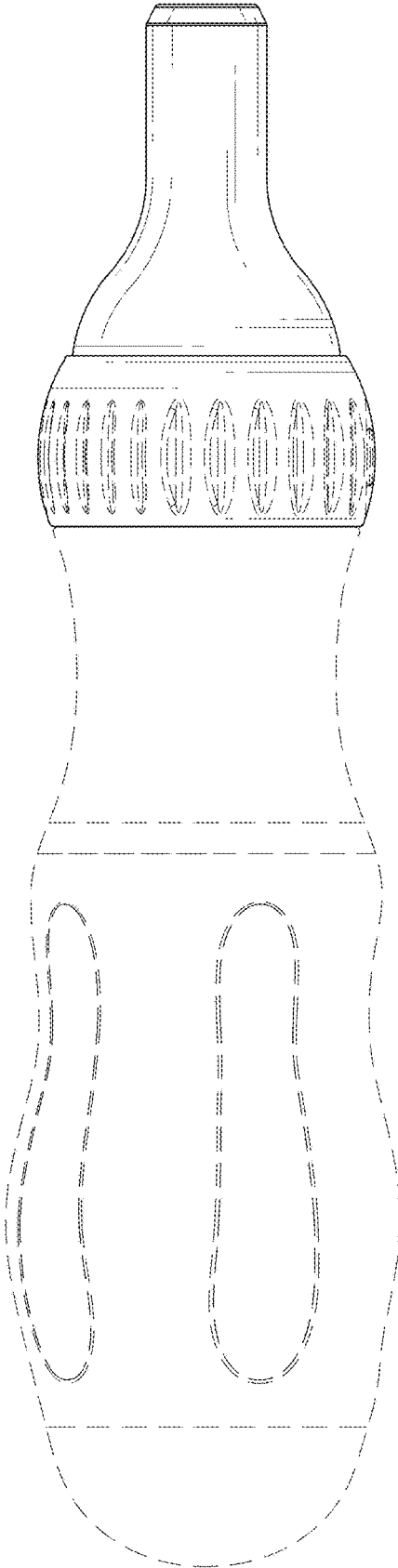


FIG.7

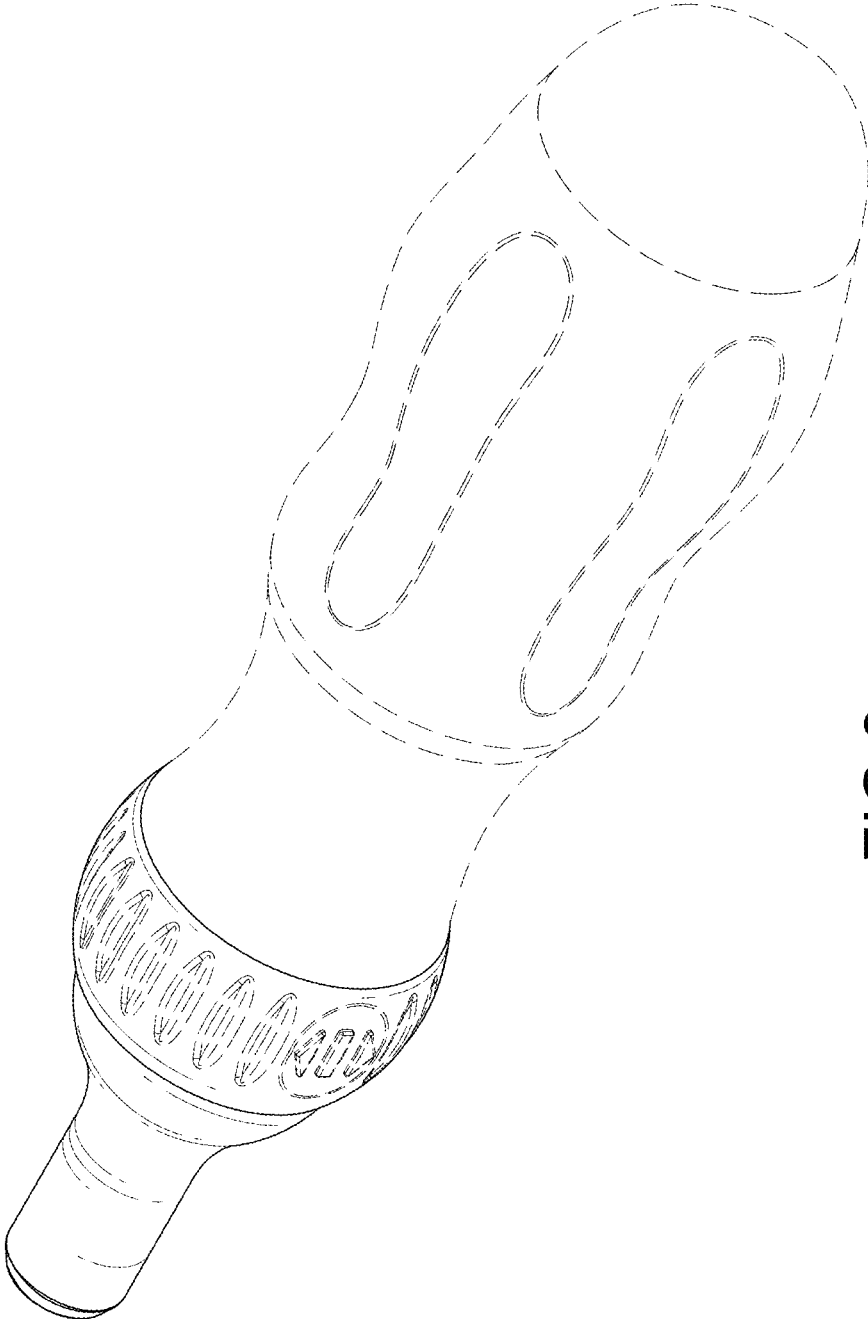


FIG.8