



US00D394640S

United States Patent [19]

[11] Patent Number: **Des. 394,640**

Pestone

[45] Date of Patent: ****May 26, 1998**

[54] CARGO RETAINING BAR

242551 11/1925 United Kingdom 410/153

[75] Inventor: **William J. Pestone**, Cohasset, Mass.

Primary Examiner—James Gandy

[73] Assignee: **The Lehigh Group**, Macungie, Pa.

Attorney, Agent, or Firm—Samuels, Gauthier, Stevens & Reppert

[**] Term: **14 Years**

[57] CLAIM

[21] Appl. No.: **3,884**

The ornamental design for cargo retaining bar, as shown and described.

[22] Filed: **Jan. 21, 1993**

DESCRIPTION

[51] LOC (6) Cl. **12-16**

[52] U.S. Cl. **D12/414**

[58] Field of Search D12/406, 414;
410/117, 143, 145, 151, 153

FIG. 1 is a perspective view of a cargo retaining bar showing my new design;

FIG. 2 is a top plan view thereof, the bottom plan view being identical thereto;

FIG. 3 is a front elevational view, the rear being identical thereto; and,

FIG. 4 is an enlarged right side elevational view, the left side being identical thereto.

The cargo retaining bar has been broken away in the middle in FIGS. 2 and 3 of the drawing for convenience of illustration.

[56] References Cited

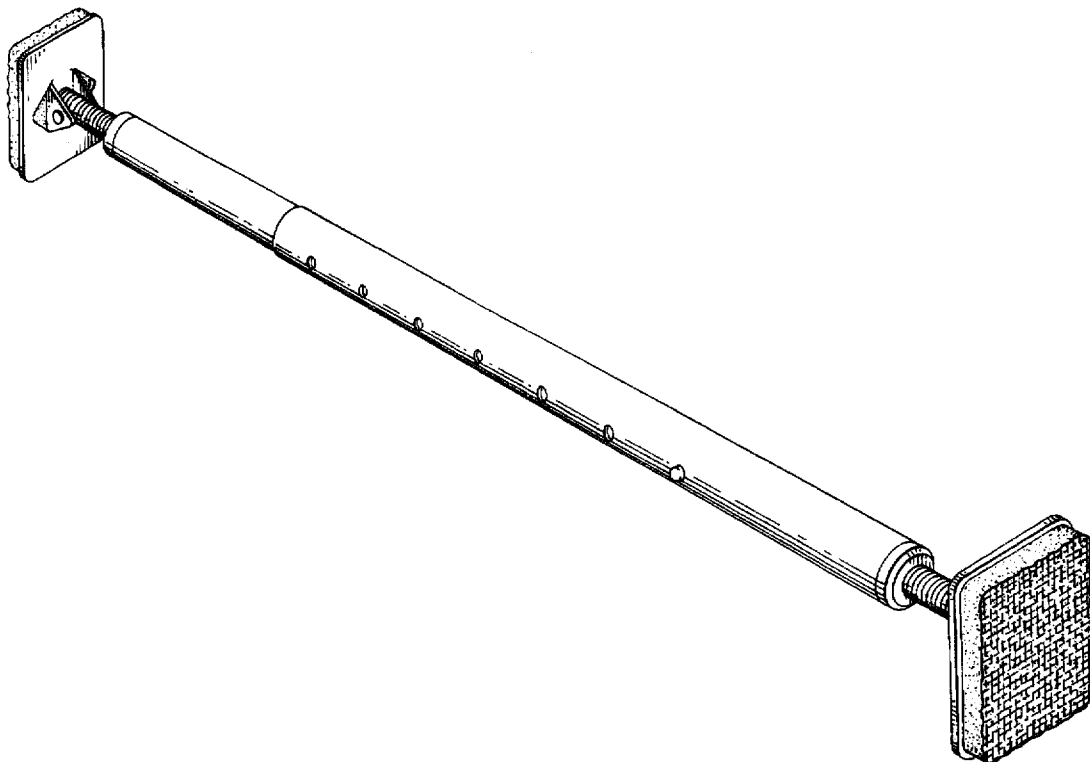
U.S. PATENT DOCUMENTS

3,110,506	11/1963	O'Brien	410/151
4,023,819	5/1977	Holman, Jr.	410/151
4,343,578	8/1982	Barnes	410/143
4,737,056	4/1988	Hunt	410/151
5,104,269	4/1992	Hardison	410/145
5,192,187	3/1993	Sweet	410/145

FOREIGN PATENT DOCUMENTS

645666	7/1962	Canada	410/143
--------	--------	--------------	---------

1 Claim, 2 Drawing Sheets



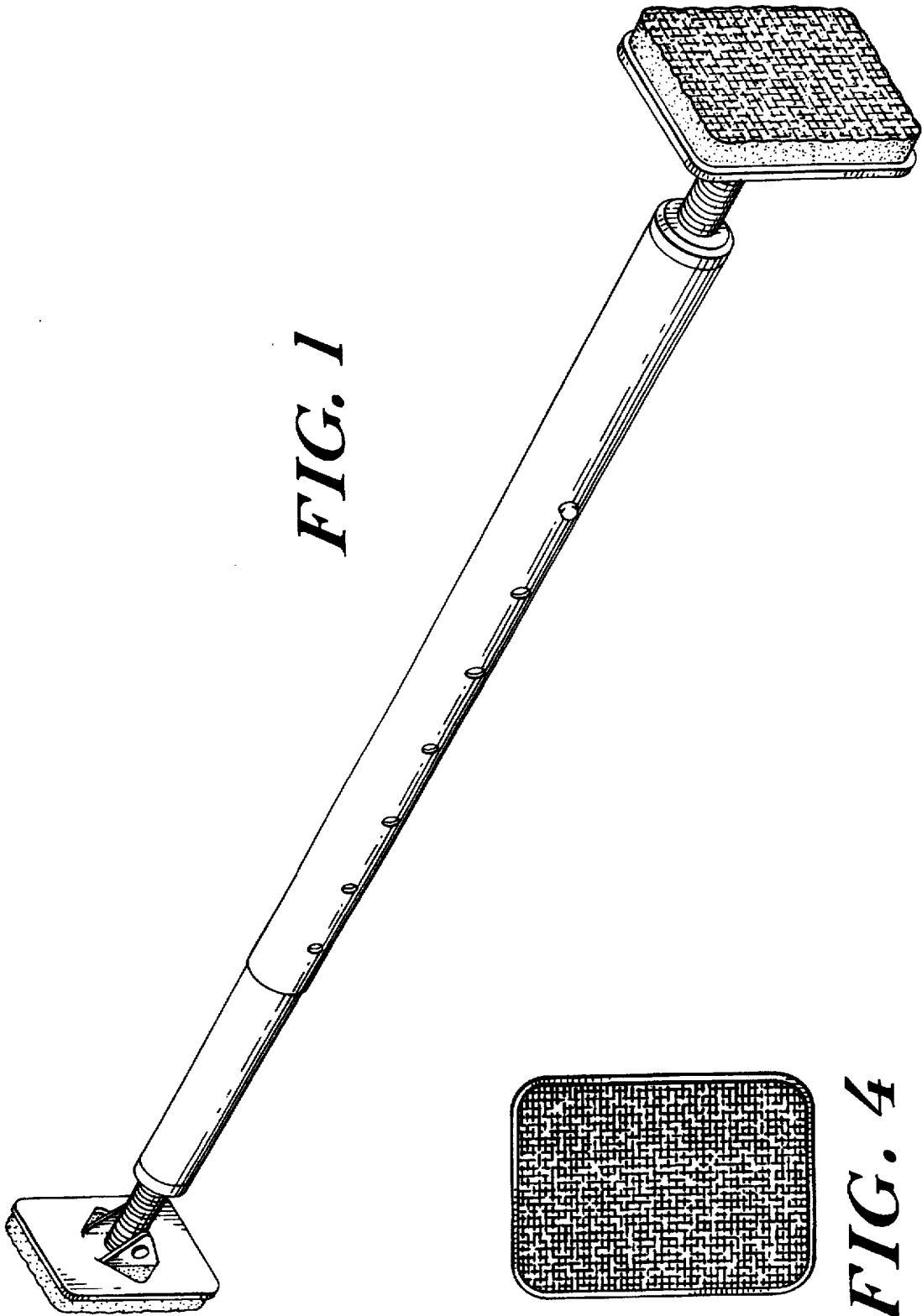


FIG. 1

FIG. 4

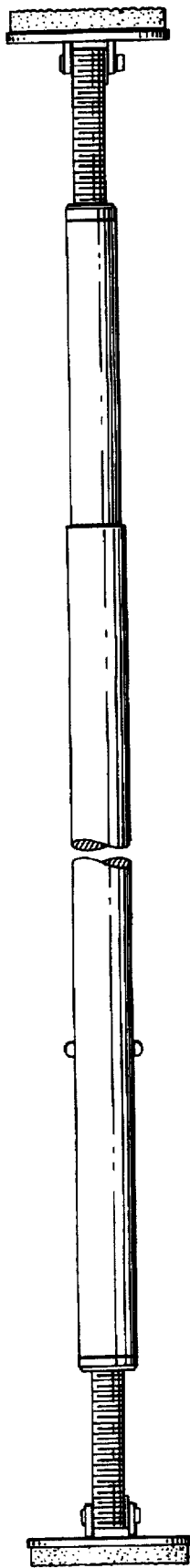


FIG. 2

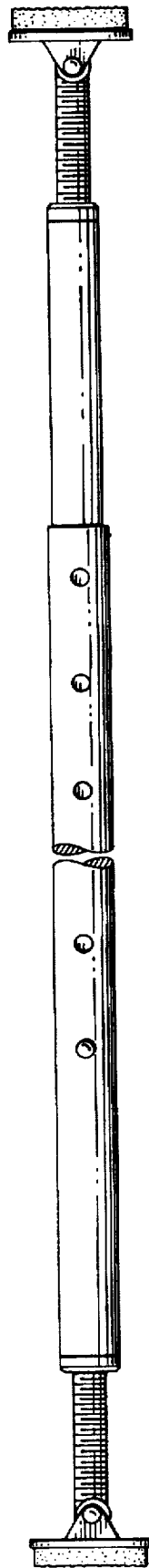


FIG. 3