



US00D878313S

(12) **United States Design Patent**  
**Gilbreath**

(10) **Patent No.:** **US D878,313 S**

(45) **Date of Patent:** **\*\* Mar. 17, 2020**

- (54) **SERVER CABINET**
- (71) Applicant: **Taylor L. Gilbreath**, Papillion, NE (US)
- (72) Inventor: **Taylor L. Gilbreath**, Papillion, NE (US)
- (\*\*) Term: **15 Years**
- (21) Appl. No.: **29/680,258**
- (22) Filed: **Feb. 14, 2019**

10,039,212 B2	7/2018	Slessman	
D843,335 S *	3/2019	Gilbreath	D13/184
D851,968 S *	6/2019	Etelaaho	D6/681.2
2005/0133473 A1 *	6/2005	Lesperance	A47B 81/005
			211/64
2007/0210679 A1 *	9/2007	Adducci	H02B 1/202
			312/7.2

\* cited by examiner

*Primary Examiner* — Keli L Hill  
*Assistant Examiner* — Harold E Blackwell, II  
 (74) *Attorney, Agent, or Firm* — Erik M. Antonson; Advent, LLP

**Related U.S. Application Data**

- (63) Continuation-in-part of application No. 29/596,633, filed on Mar. 9, 2017, now Pat. No. Des. 843,335.
- (51) **LOC (12) Cl.** ..... **13-03**
- (52) **U.S. Cl.**  
USPC ..... **D13/184**
- (58) **Field of Classification Search**  
USPC ..... D13/184, 177, 162, 158, 133, 139.4; 312/236, 239, 327–329  
CPC ... G02B 6/12; G02B 6/26; G02B 6/36; G02B 6/42; G02B 6/43; G02B 6/44; H01R 13/62  
See application file for complete search history.

**References Cited**

**U.S. PATENT DOCUMENTS**

D325,829 S *	5/1992	Cury	D13/184
6,185,098 B1 *	2/2001	Benavides	H05K 7/1488
			174/387
D663,134 S *	7/2012	Wu	D6/708
8,917,513 B1 *	12/2014	Hazzard	H05K 7/1498
			361/724
9,019,706 B2 *	4/2015	Ning	H05K 7/1492
			312/223.2
D801,291 S *	10/2017	Gerber	D13/184
9,872,562 B2 *	1/2018	Brunner	A47B 31/00
D812,025 S *	3/2018	Cagliani	D13/184

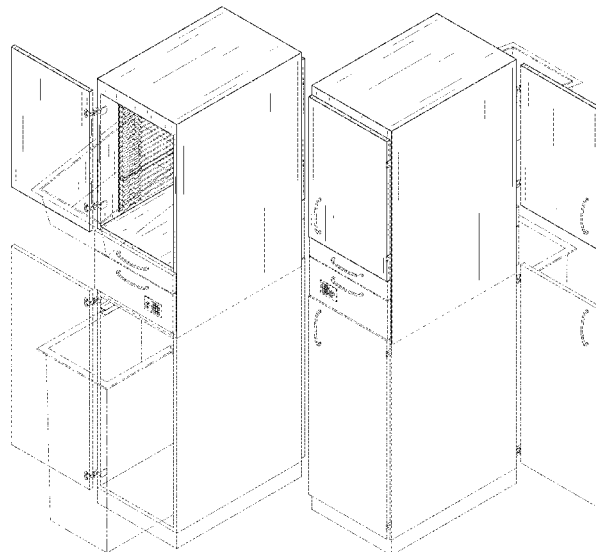
(57) **CLAIM**

The ornamental design for a server cabinet, as shown and described.

**DESCRIPTION**

FIG. 1 is a top plan view of a server cabinet.  
 FIG. 2 is a bottom view of the server cabinet of FIG. 1.  
 FIG. 3 is a left side elevation view of the server cabinet of FIG. 1.  
 FIG. 4 is a right side elevation view of the server cabinet of FIG. 1.  
 FIG. 5 is a front elevation view of the server cabinet of FIG. 1.  
 FIG. 6 is a rear elevation view of the server cabinet of FIG. 1.  
 FIG. 7 is an isometric view of the server cabinet of FIG. 1; and  
 FIG. 8 is another isometric view of the server cabinet of FIG. 1.  
 The dash-dot-dot-dash lines in FIGS. 1 through 8 are directed to environment and form no part of the claimed design. All other broken lines, including the dash-dot-dash boundary lines are directed to unclaimed features and form no part of the claimed design.

**1 Claim, 8 Drawing Sheets**



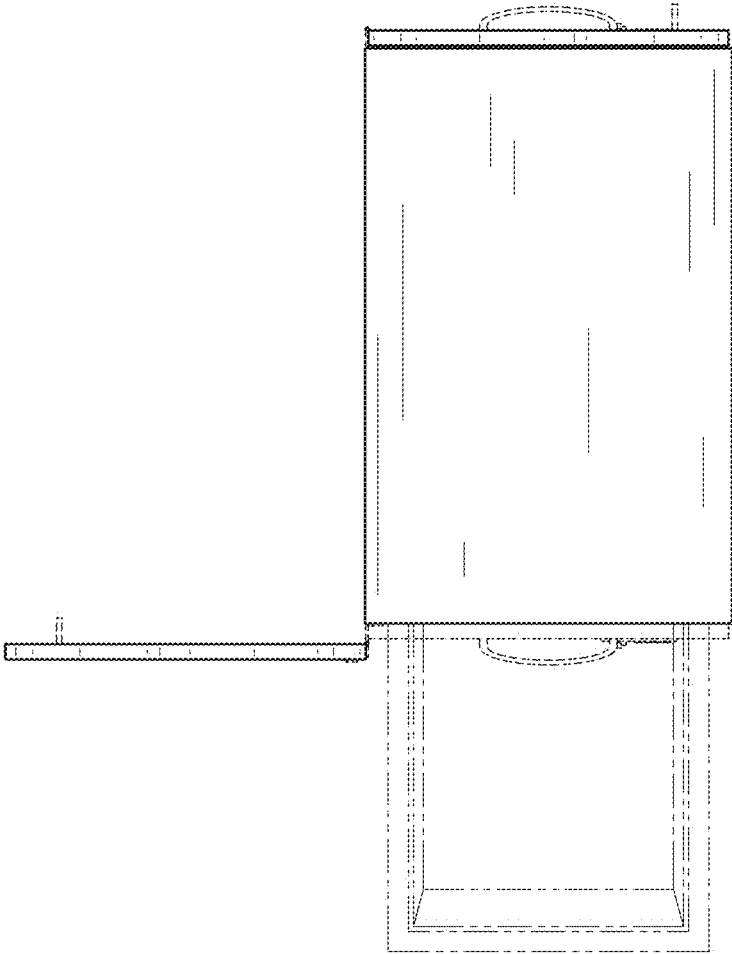


FIG. 1

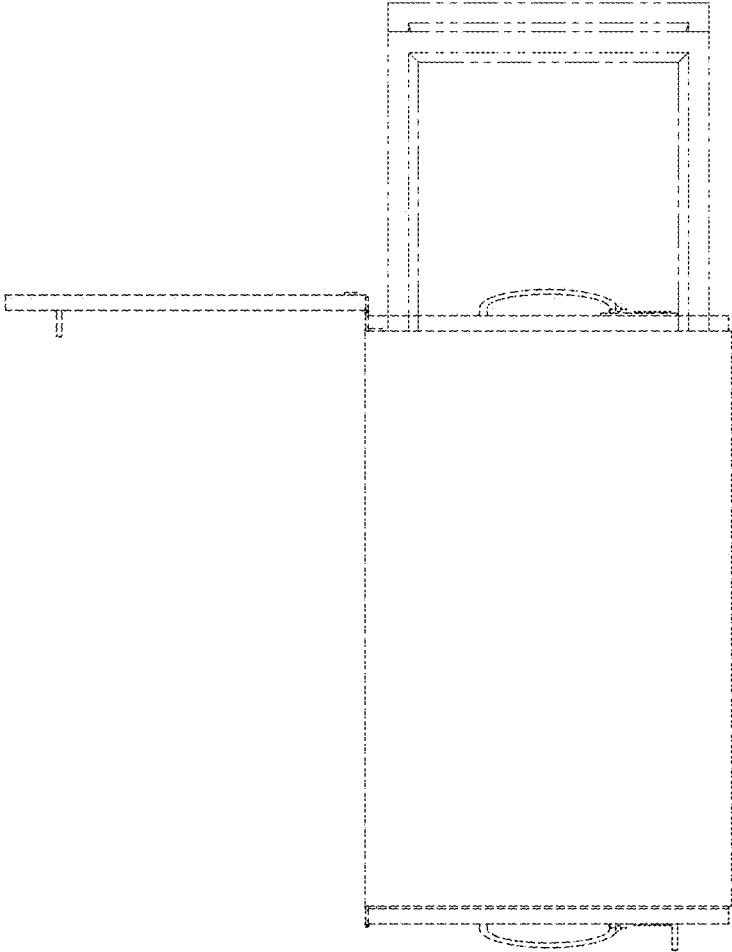


FIG. 2

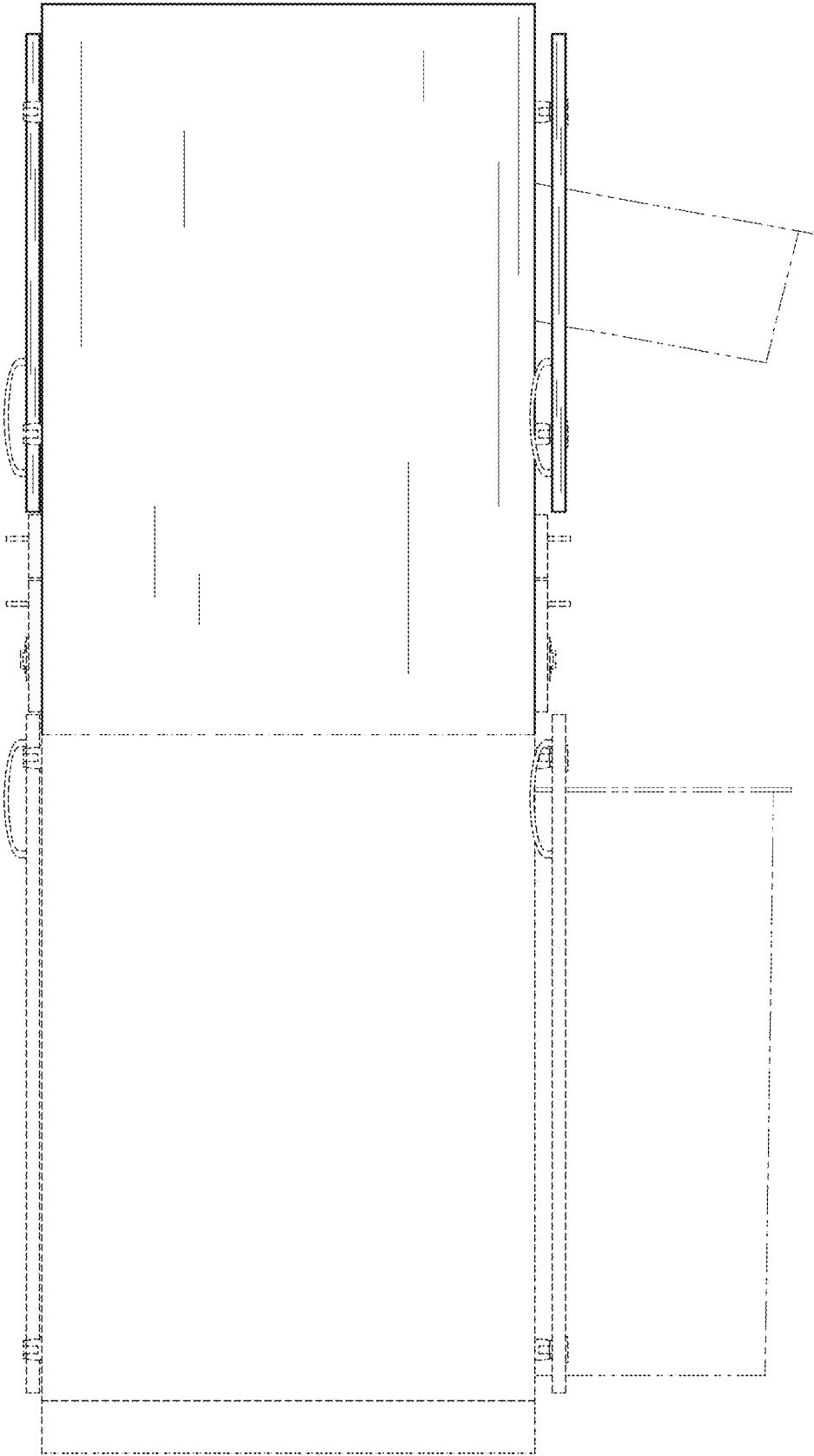


FIG. 3

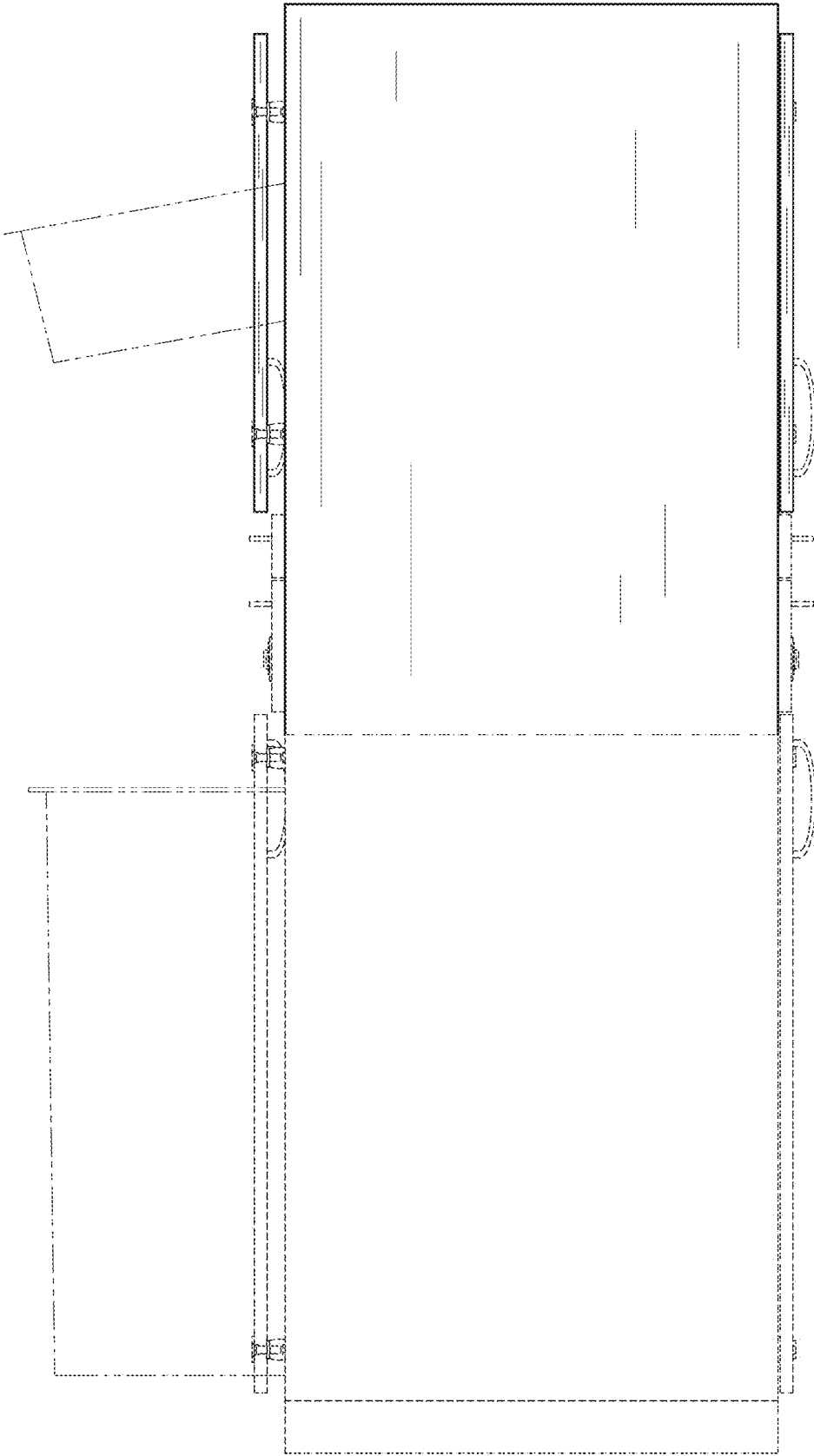


FIG. 4

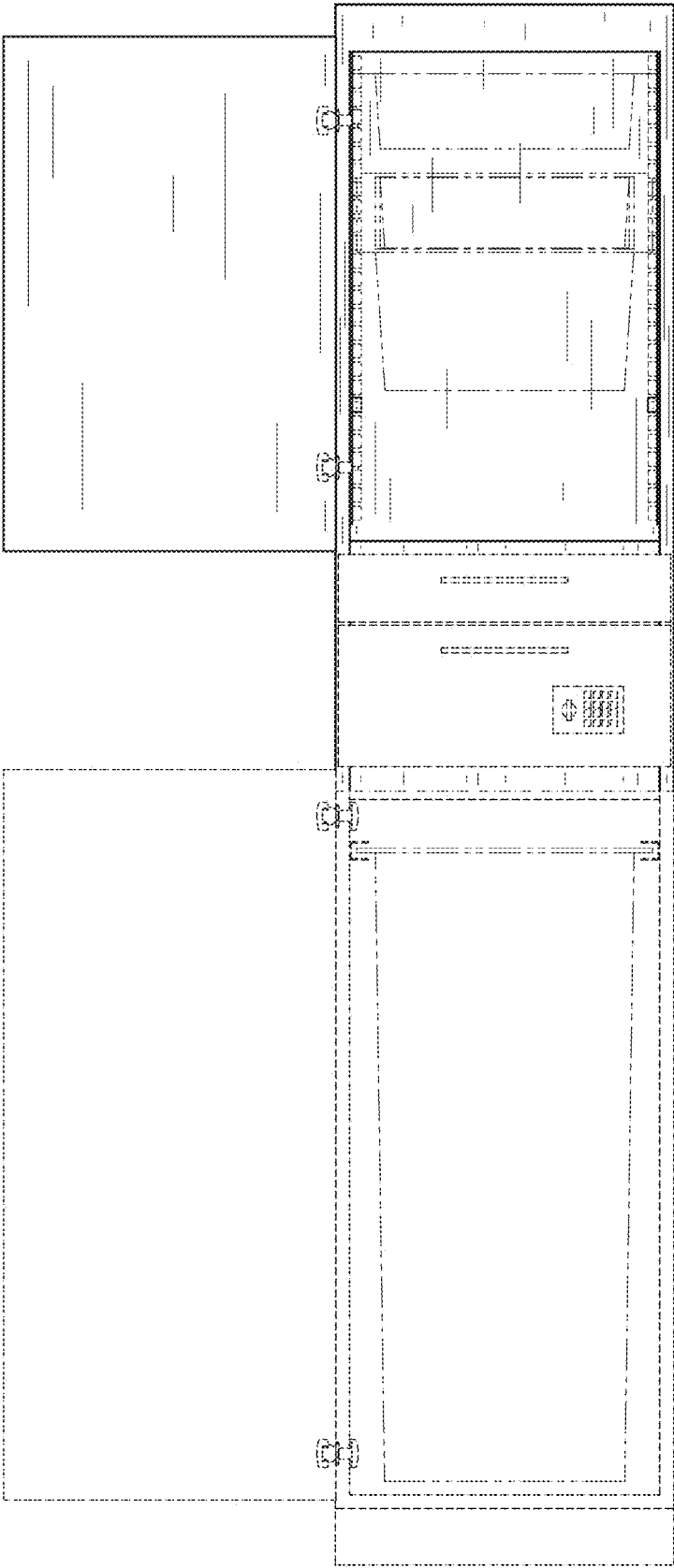


FIG. 5




FIG. 6

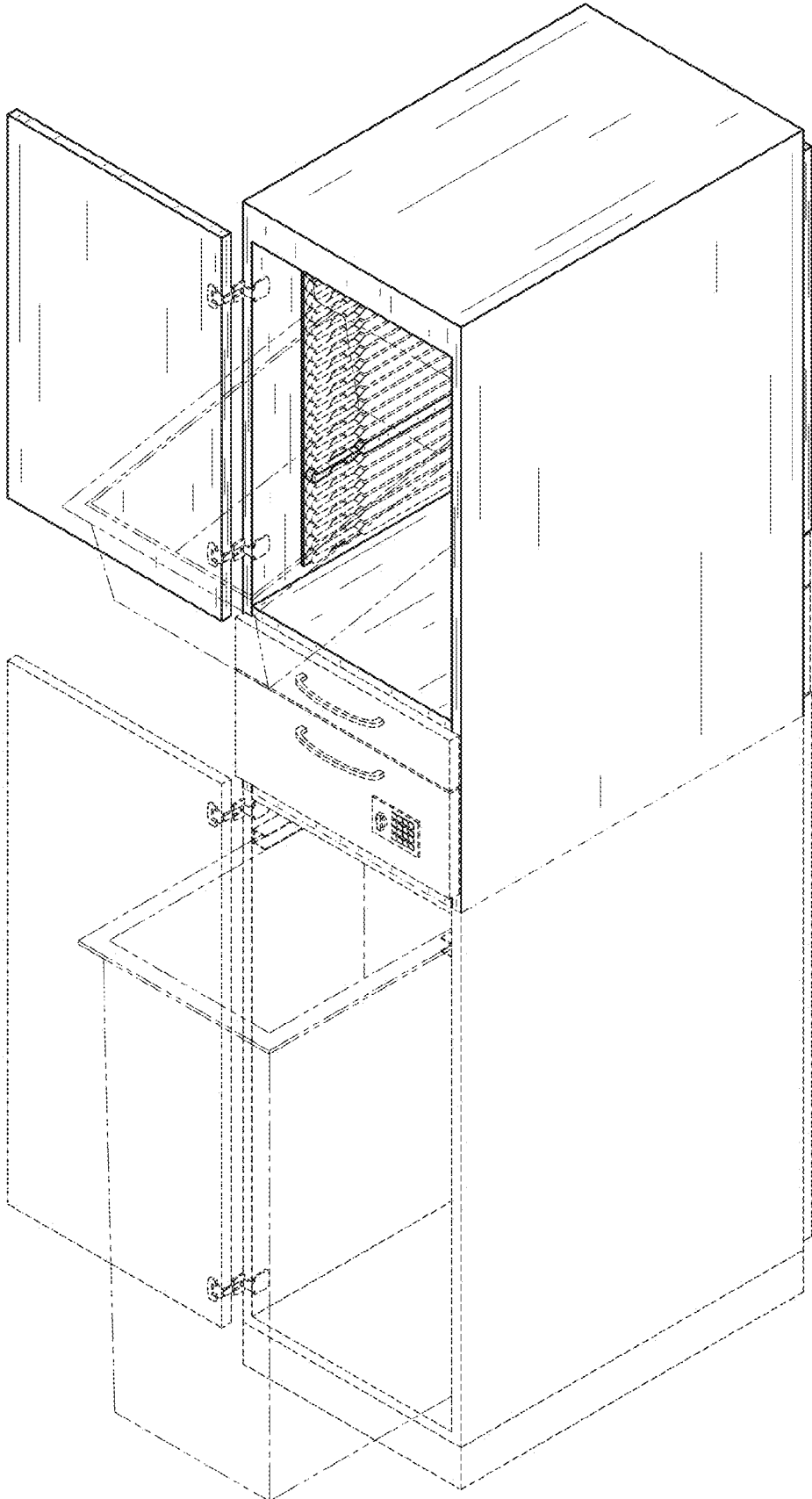


FIG. 7



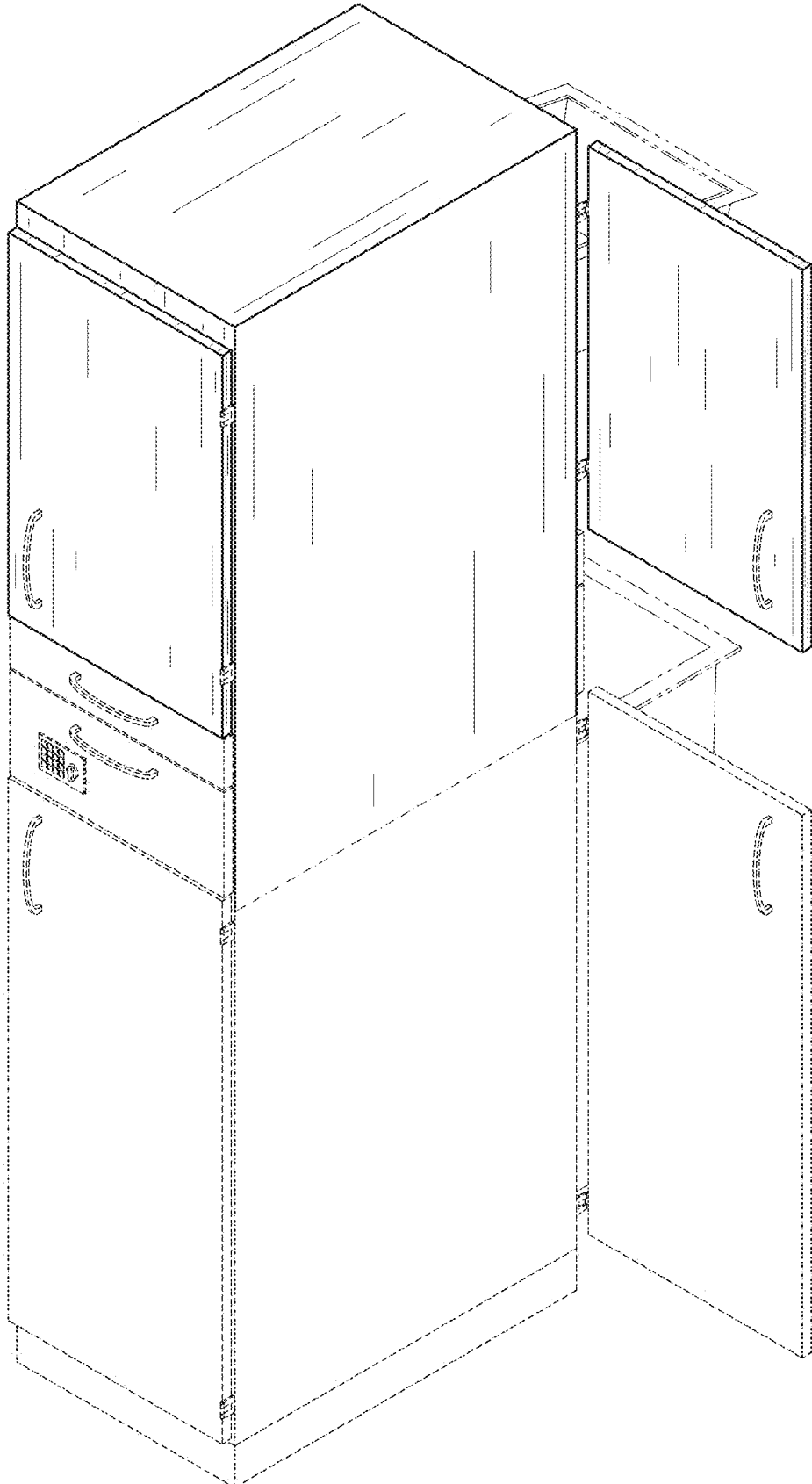


FIG. 8