



US00D413064S

United States Patent [19]
Bansal

[11] **Patent Number: Des. 413,064**
[45] **Date of Patent: ** Aug. 24, 1999**

[54] **CLOSURE**

[75] Inventor: **Vinod Kumar Bansal**, Edison, N.J.

[73] Assignee: **Lipton**, Englewood Cliffs, N.J.

[**] Term: **14 Years**

[21] Appl. No.: **29/077,956**

[22] Filed: **Oct. 14, 1997**

[51] **LOC (6) Cl.** **09-07**

[52] **U.S. Cl.** **D9/449**

[58] **Field of Search** D9/435, 446, 447,
D9/449, 454; 215/235, 236, 237; 220/334-339;
222/481, 546, 556, 562

[56] **References Cited**

U.S. PATENT DOCUMENTS

D. 320,746	10/1991	Bolen, Jr. et al.	D9/447 X
D. 334,538	4/1993	Bolen, Jr. et al.	D9/447
4,700,858	10/1987	Bennett	215/237
4,993,606	2/1991	Bolen et al.	222/546
5,251,793	10/1993	Bolen et al.	222/546
5,271,536	12/1993	Wilson	222/556 X
5,358,130	10/1994	Mengeu	215/235 X
5,395,015	3/1995	Bolen et al.	222/546

Primary Examiner—Doris V. Coles
Assistant Examiner—Cathron B. Matta
Attorney, Agent, or Firm—James J. Farrell

[57] **CLAIM**

The ornamental design for a closure, as shown and described.

DESCRIPTION

FIG. 1 is a perspective view of a closure showing my new design;
FIG. 2 is a top plan view thereof;
FIG. 3 is a rear elevational view thereof;
FIG. 4 is a side elevational view, the undisclosed opposite side being a mirror image thereof;
FIG. 5 is a front elevational view thereof;
FIG. 6 is a perspective view of the closure with the top open;
FIG. 7 is a top plan view with the top open;
FIG. 8 is a rear elevational with view the top open;
FIG. 9 is a side elevational view with the top open, the undisclosed opposite side being a mirror image thereof; and
FIG. 10 is a front elevational view with the top open.
The broken line showing of the hinge portion is for illustrative purposes only and forms no part of the claimed design.

1 Claim, 2 Drawing Sheets

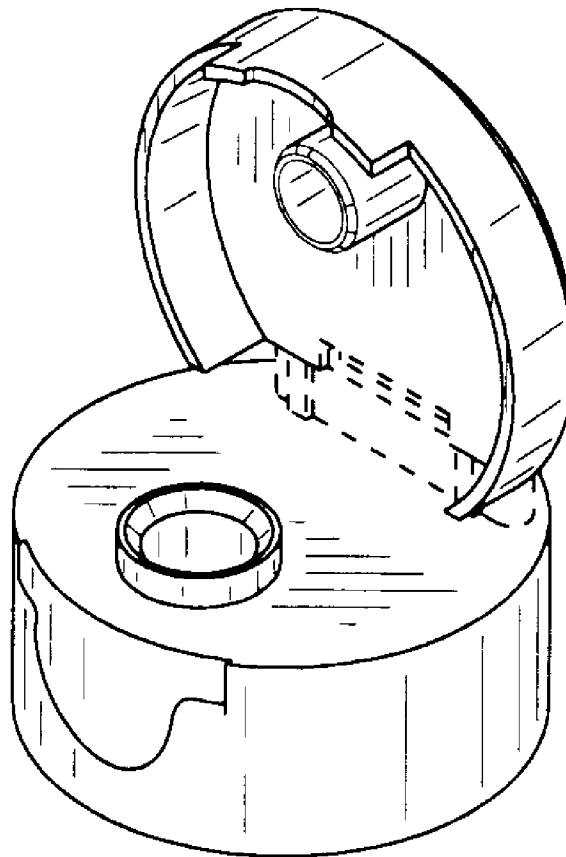


FIG. 1

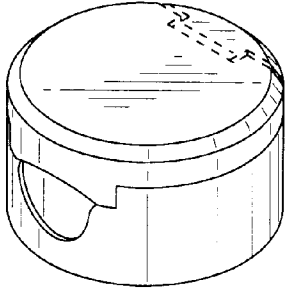


FIG. 2

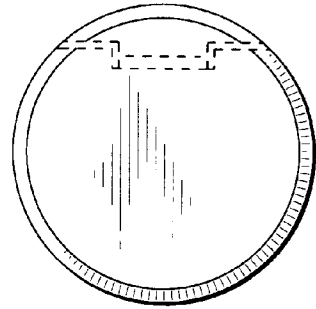


FIG. 3




FIG. 4




FIG. 5

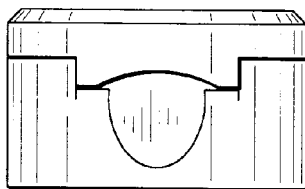


FIG. 6

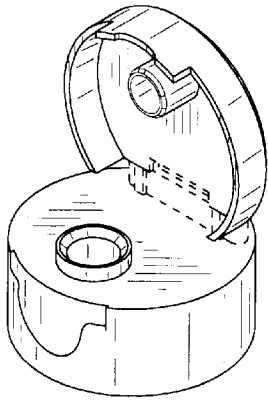


FIG. 7

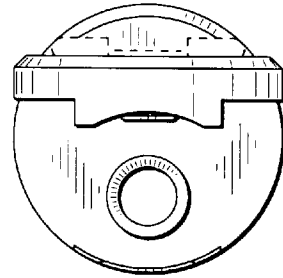


FIG. 8

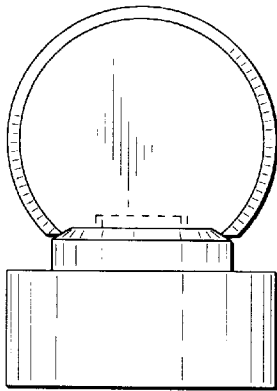


FIG. 9

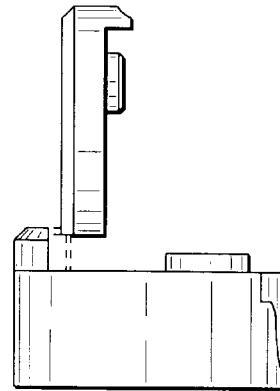


FIG. 10

