



US00D613181S

(12) **United States Design Patent**
Friedland et al.

(10) **Patent No.:** **US D613,181 S**

(45) **Date of Patent:** **** Apr. 6, 2010**

(54) **RECTANGLE SHAPED MULTI-PACK
VACUUM POUCH**

(75) Inventors: **Jason Friedland**, Franklin, TN (US);
Angel Hernandez, Nolensville, TN
(US); **Rebecca Morgan Valentine**,
Franklin, TN (US); **Peter Slusarczyk**,
Nolensville, TN (US)

(73) Assignee: **Mars, Incorporated**, McLean, VA (US)

(**) Term: **14 Years**

(21) Appl. No.: **29/319,191**

(22) Filed: **Jun. 5, 2008**

Related U.S. Application Data

(62) Division of application No. 29/287,511, filed on Aug.
17, 2007, now Pat. No. Des. 577,606.

(51) **LOC (9) Cl.** **09-05**

(52) **U.S. Cl.** **D9/707**

(58) **Field of Classification Search** D9/703-710,
D9/713-714, 720-722, 430-432, 414, 418,
D9/424; 383/103, 107, 113, 114, 45, 47,
383/200, 203, 100, 108; 229/200, 87.06;
426/106

See application file for complete search history.

(56) **References Cited**

U.S. PATENT DOCUMENTS

D87,540 S	8/1932	Picker
D103,562 S	3/1937	Cook
D113,440 S	2/1939	Salfisberg
D115,526 S	7/1939	Salfisberg
D130,224 S	11/1941	Guttman
D134,061 S	10/1942	Salfisberg
D137,262 S	2/1944	Hiemenz
2,654,471 A	10/1953	Kopald et al.
2,973,006 A	2/1961	Nelson
D193,811 S	10/1962	Ebbet
D195,903 S	8/1963	Bogart

D201,644 S	7/1965	Cave
3,294,224 A	12/1966	Horwitz
3,387,766 A	6/1968	Emanuel
3,502,487 A	3/1970	Byrd
3,623,653 A	11/1971	Work
3,650,461 A	3/1972	Hutcheson et al.
D226,285 S	2/1973	Bateman

(Continued)

OTHER PUBLICATIONS

U.S. Appl. No. 29/287,518, filed Aug. 17, 2007, by Beyer et al.,
entitled "Vacuum Package".

(Continued)

Primary Examiner—Caron Veynar
Assistant Examiner—Abraham Bahta
(74) *Attorney, Agent, or Firm*—Arent Fox LLP

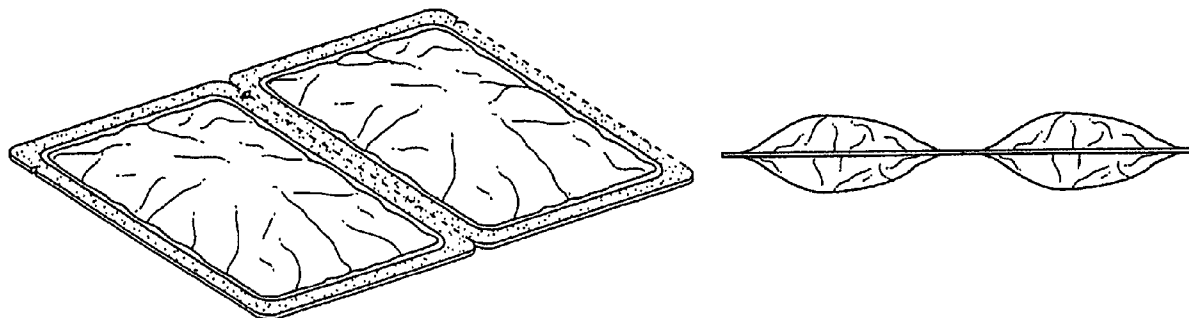
(57) **CLAIM**

The ornamental design for a rectangle shaped multi-pack
vacuum pouch, as shown.

DESCRIPTION

FIG. 1 is a perspective view of a rectangle shaped multi-pack
vacuum pouch design showing our new design;
FIG. 2 is a top view of the design shown in FIG. 1, wherein the
bottom view is identical thereto;
FIG. 3 is a front view of the design shown in FIG. 1;
FIG. 4 is a rear view of the design shown in FIG. 1; and,
FIG. 5 is a right side view of the design shown in FIG. 1,
wherein the left side view is identical thereto.

1 Claim, 2 Drawing Sheets



U.S. PATENT DOCUMENTS

3,768,712 A	10/1973	Pilaro	D477,992 S	8/2003	Dennis et al.
D229,894 S	1/1974	Relfers	D486,730 S	2/2004	Rasmussen
D242,900 S	1/1977	Seiferth et al.	7,004,632 B2	2/2006	Hamilton et al.
D250,880 S	1/1979	Stone et al.	D522,374 S	6/2006	Nova et al.
4,378,069 A	3/1983	Franco	D541,668 S	5/2007	Pokusa et
4,543,279 A	9/1985	Kai	D542,152 S	5/2007	Klis
4,602,394 A	7/1986	Allen et al.	D545,689 S	7/2007	Peel
D285,412 S	9/1986	Harwell, Jr.	D551,567 S	9/2007	Berman
D297,306 S	8/1988	King	D555,009 S	11/2007	Lin
4,784,864 A	11/1988	Ikeda	D558,594 S	1/2008	Kirou et al.
4,903,841 A	2/1990	Ohsima et al.	D558,601 S	1/2008	Berman
D306,555 S	3/1990	Lane et al.	D577,606 S	9/2008	Friedland et al.
D314,885 S	2/1991	Brunner	D577,607 S	9/2008	Friedland et al.
D318,611 S	7/1991	Sherman	D578,010 S	10/2008	Friedland et al.
5,038,547 A	8/1991	Kai et al.	D578,011 S	10/2008	Friedland et al.
D326,222 S	5/1992	McAtarian	D578,012 S	10/2008	Friedland et al.
D354,906 S	1/1995	Lane, Jr. et al.	D578,013 S	10/2008	Friedland et al.
D363,604 S	10/1995	Koenig et al.	D578,014 S	10/2008	Friedland et al.
D386,698 S	11/1997	Giardiello	D578,015 S	10/2008	Friedland et al.
D396,002 S	7/1998	Bell	D578,016 S	10/2008	Friedland et al.
5,779,052 A	7/1998	Woodford et al.	D578,017 S	10/2008	Friedland et al.
6,083,584 A	7/2000	Smith et al.	D578,018 S	10/2008	Friedland et al.
D429,459 S	8/2000	Berman	D578,019 S	10/2008	Friedland et al.
D436,847 S	1/2001	Berman	D579,346 S	10/2008	Friedland et al.
D440,868 S	4/2001	Berman	D583,679 S	12/2008	Friedland et al.
D442,078 S	5/2001	Fuquen	D585,302 S	1/2009	Beyer et al.
D446,445 S	8/2001	Croft et al.	D585,744 S	2/2009	Shields
D450,574 S	11/2001	Campbell	D585,762 S	2/2009	Friedland et al.
D452,144 S	12/2001	Tedeschi et al.	D586,231 S	2/2009	Friedland et al.
D452,817 S	1/2002	Berman	D587,131 S	2/2009	Friedland et al.
D454,457 S	3/2002	Ou-Young	D587,132 S	2/2009	Friedland et al.
D454,487 S	3/2002	Bell et al.	D587,568 S	3/2009	Shields
D462,897 S	9/2002	Amundson	D587,597 S	3/2009	Friedland et al.
D463,266 S	9/2002	Zappa	2009/0047394 A1	2/2009	Willcocks et al.
D463,738 S	10/2002	Jones			
D463,974 S	10/2002	Berman			
D465,726 S	11/2002	Tet			
D466,003 S	11/2002	Jones et al.			
D468,630 S	1/2003	Ambrose			
D469,120 S	1/2003	Maloney			
D471,090 S	3/2003	Jones			
D473,131 S	4/2003	Berman			
D473,132 S	4/2003	Berman			
D475,614 S	6/2003	Jones			
D475,915 S	6/2003	Lawrie et al.			

OTHER PUBLICATIONS

- U.S. Appl. No. 29/319,642, filed Dec. 18, 2008, by Beyer et al., entitled "Rectangle Shaped Vacuum Pouch".
- U.S. Appl. No. 29/329,989, filed Dec. 24, 2008, by Shields, entitled "Combined Pouch and Holder".
- U.S. Appl. No. 29/322,019, filed Jul. 28, 2008, by Friedland et al., entitled "Concave Thermoform Base With Food Placement".
- U.S. Appl. No. 29/322,018, filed Jul. 28, 2008, by Friedland et al., entitled "Pointer Shaped Vacuum Pouch".
- U.S. Appl. No. 29/331,522, filed Jul. 28, 2008, by Friedland et al., entitled "Combined Pouch and Tub Mix".

FIG.1

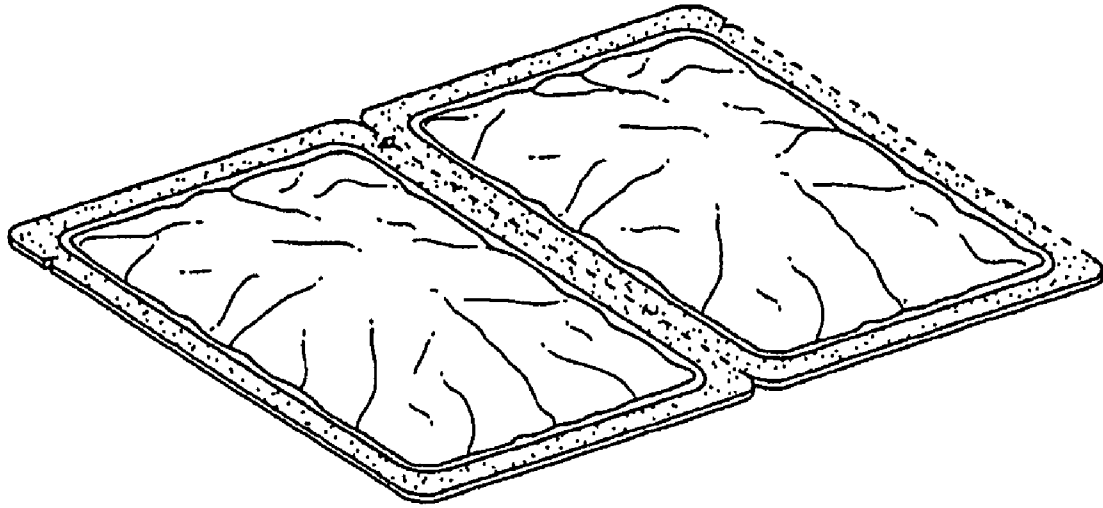


FIG.2

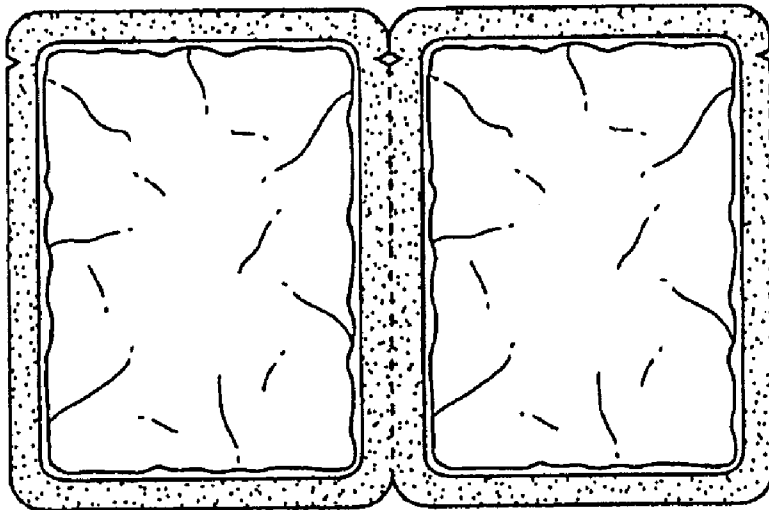


FIG.3



FIG.4

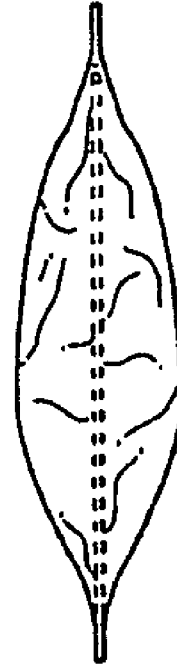


FIG.5

