



US00D550318S

(12) **United States Design Patent** (10) **Patent No.:** **US D550,318 S**
Oldknow (45) **Date of Patent:** **** Sep. 4, 2007**

(54) **PORTION OF A GOLF CLUB HEAD**

D524,397 S 7/2006 Madore et al.
D524,890 S 7/2006 Foster et al.
D528,619 S 9/2006 Tang et al.
D532,471 S 11/2006 Oldknow

(75) Inventor: **Andrew G. V. Oldknow**, Beaverton,
OR (US)

(73) Assignee: **Nike, Inc.**, Beaverton, OR (US)

(Continued)

(**) Term: **14 Years**

FOREIGN PATENT DOCUMENTS

(21) Appl. No.: **29/280,299**

JP 848069 9/1992
JP 848069-1 9/1992
JP 848070 9/1992
JP 862425 3/1993
JP 919615 2/1995

(22) Filed: **May 23, 2007**

Related U.S. Application Data

(63) Continuation of application No. 29/276,551, filed on
Jan. 29, 2007, which is a continuation of application
No. 29/248,432, filed on Aug. 16, 2006.

(Continued)

(51) **LOC (8) Cl.** **21-02**

(52) **U.S. Cl.** **D21/759**

(58) **Field of Classification Search** D21/733,
D21/752, 759; 473/324-331, 343-346
See application file for complete search history.

OTHER PUBLICATIONS

Edwin Watts Golf Catalog Late Spring 2004, pp. 12 and 22.

(Continued)

(56) **References Cited**

Primary Examiner—Mitchell Siegel
(74) *Attorney, Agent, or Firm*—Banner & Witcoff, Ltd.

U.S. PATENT DOCUMENTS

1,774,590 A * 9/1930 Buhrke 473/328
D229,431 S 11/1973 Baker
D374,899 S 10/1996 Mahaffey
D394,687 S 5/1998 Mahaffey et al.
D433,073 S 10/2000 Sodano
6,217,461 B1 * 4/2001 Galy 473/328
D442,244 S 5/2001 Olsavsky et al.
D469,141 S 1/2003 Poynor et al.
D489,425 S 5/2004 Rice et al.
D490,489 S 5/2004 Madore
D508,544 S 8/2005 Madore
D515,157 S 2/2006 Madore
D518,129 S 3/2006 Poynor et al.
D518,543 S 4/2006 Aguinaldo et al.
D524,392 S 7/2006 Madore et al.
D524,393 S 7/2006 Madore et al.
D524,394 S 7/2006 Madore et al.
D524,395 S 7/2006 Madore et al.
D524,396 S 7/2006 Madore et al.

(57) **CLAIM**

The ornamental design for a portion of a golf club head, as
shown and described.

DESCRIPTION

FIG. 1 is a bottom plan view of a portion of a golf club head
showing my new design;

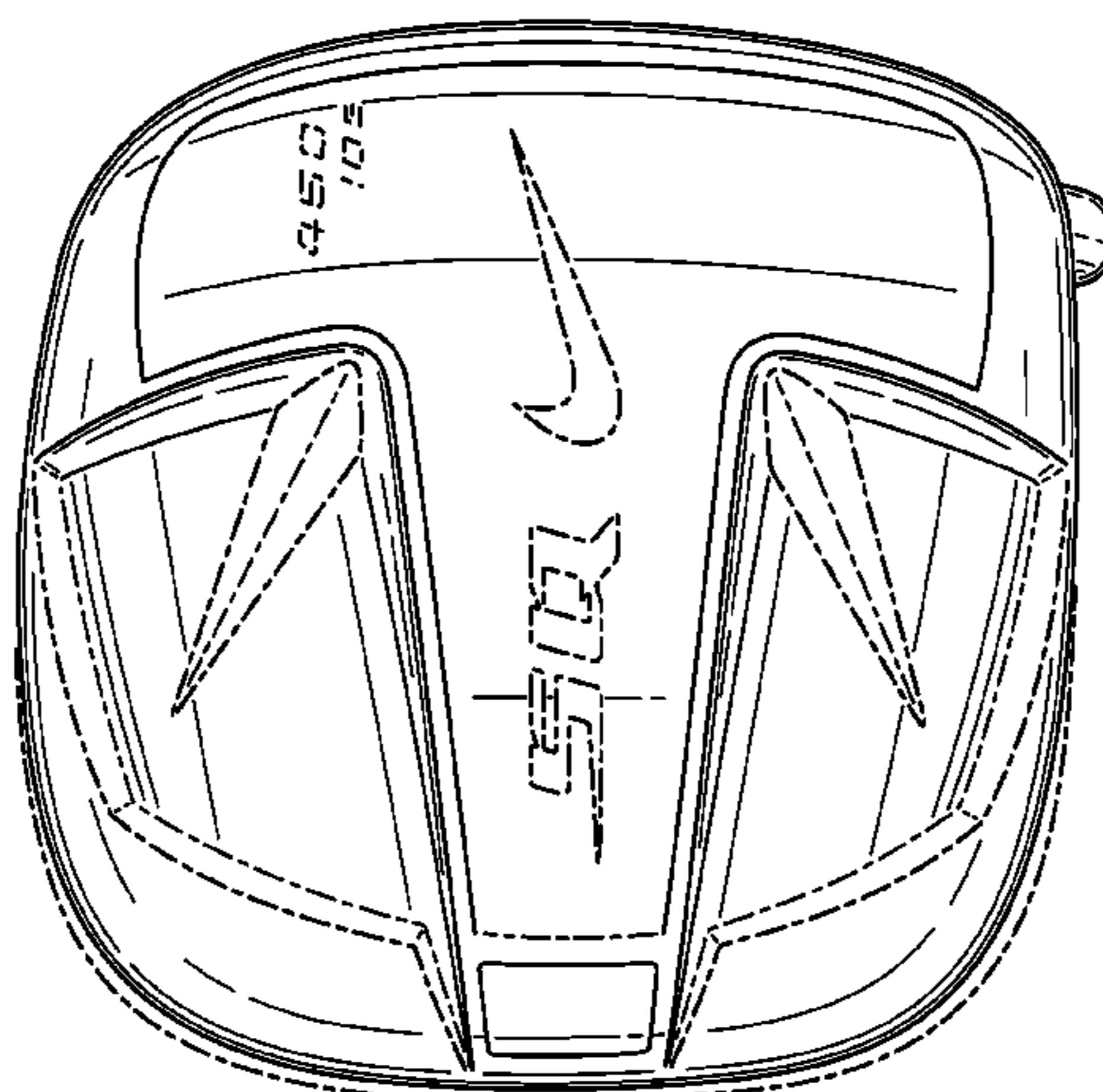
FIG. 2 is a rear view thereof;

FIG. 3 is a bottom perspective view thereof; and,

FIG. 4 is a second bottom perspective view thereof.

The broken lines immediately adjacent to the claimed region
form unclaimed boundaries of the design. The broken line
showing of the two wedge-shaped elements and the indicia
within the claimed region and the remainder of the golf club
head is for illustrative purposes only and forms no part of the
claimed design.

1 Claim, 2 Drawing Sheets



US D550,318 S

Page 2

U.S. PATENT DOCUMENTS

D532,854 S 11/2006 Oldknow
D532,855 S 11/2006 Madore et al.
D534,229 S * 12/2006 Barez et al. D21/752
D534,599 S 1/2007 Barez et al.
D543,253 S * 5/2007 Oldknow et al. D21/759
D544,058 S * 6/2007 Oldknow D21/759
D544,557 S * 6/2007 Oldknow D21/759
D544,558 S * 6/2007 Oldknow D21/759
2006/0148586 A1 7/2006 Williams et al.
2006/0293120 A1 12/2006 Cackett et al.
2007/0049404 A1 3/2007 Chen

FOREIGN PATENT DOCUMENTS

JP 3017932 8/1995
JP 3030545 8/1996
JP 979522 4/1997
JP 1084695 9/2000
JP 1085114 9/2000
JP 1140036 4/2002

JP 848071 9/2002
JP 848082 9/2002

OTHER PUBLICATIONS

Golfsmith Catalog 1996, pp. 48 and 69.
Golfsmith Mid-Year Catalog 1996, p. 3.
Golfsmith Catalog 1997, p. 51.
Edwin Watts Golf Shops Catalog Spring 2000, p. 14.
Edwin Watts Golf Shops Catalog Late Summer 1998, pp. 21, 34, and 36.
Edwin Watts Golf Catalog Summer 2003, p. 12.
Golfsmith Catalog 1998, pp. 47 and 59.
Internet printout: <http://www.golfmagic.com/news/article/mps/UAN/4883/v/1/sp/>, dated Oct. 10, 2006; 4 pages.
Internet printout: <http://www.mcx.co.jp/katayama/sq.html>, dated Nov. 6, 2006; 2 pages.
Internet printout: <http://www.mcx.co.jp/katayama/bdream.html>, dated Nov. 6, 2006; 2 pages.
Monomagazine, p. 105, 1 sheet, dated Jun. 2, 1991.

* cited by examiner

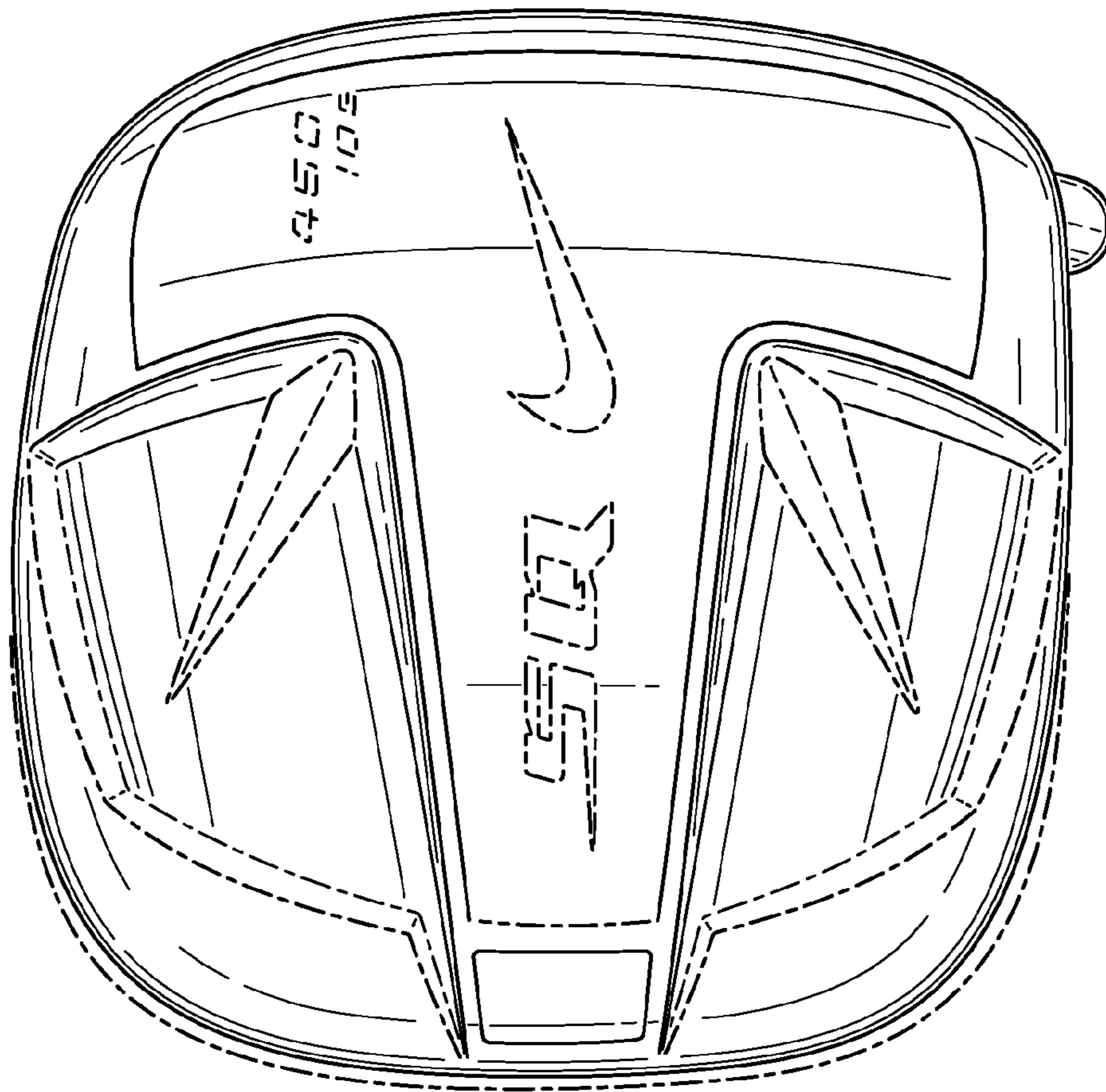


FIG. 1

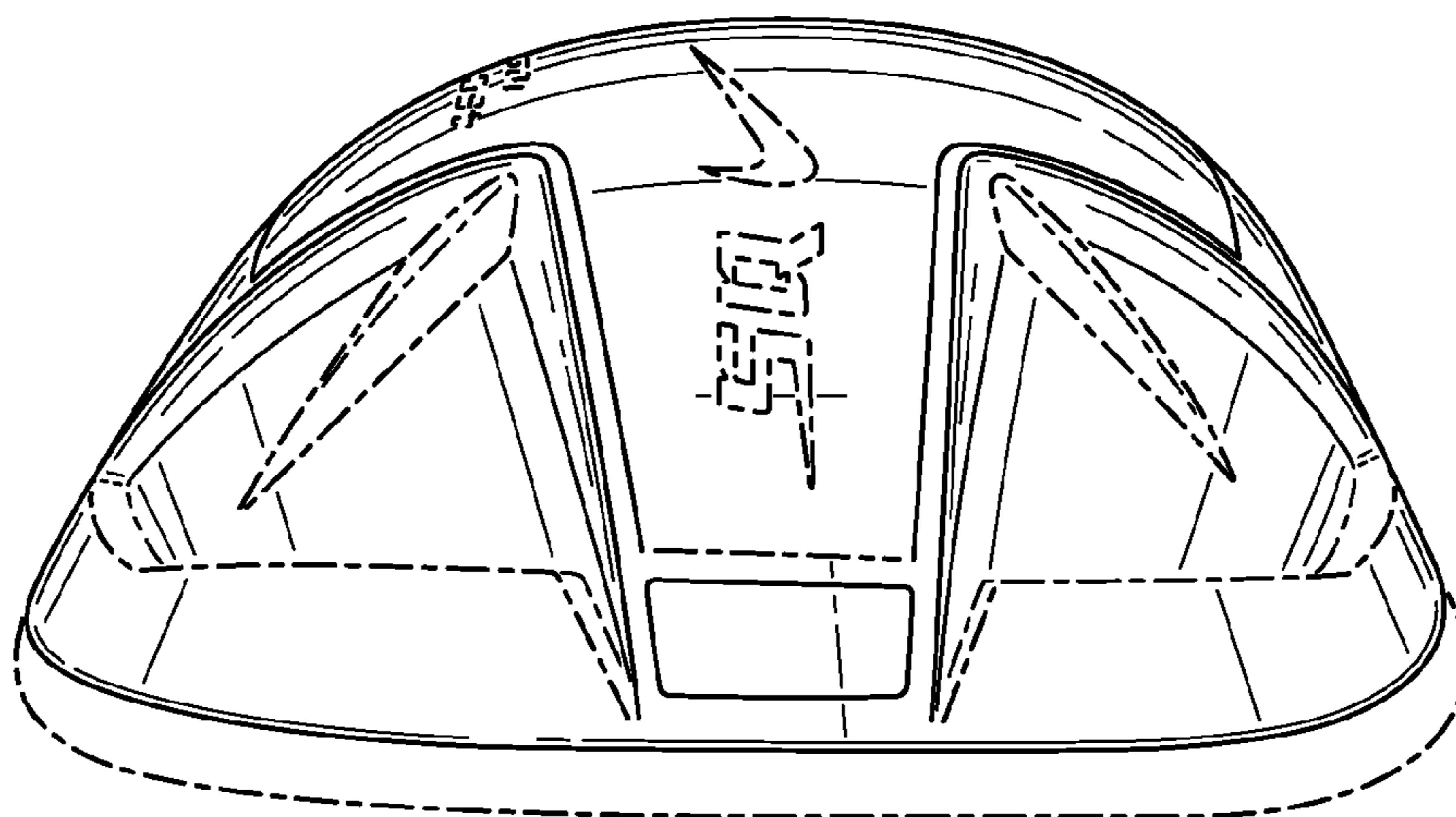


FIG. 2

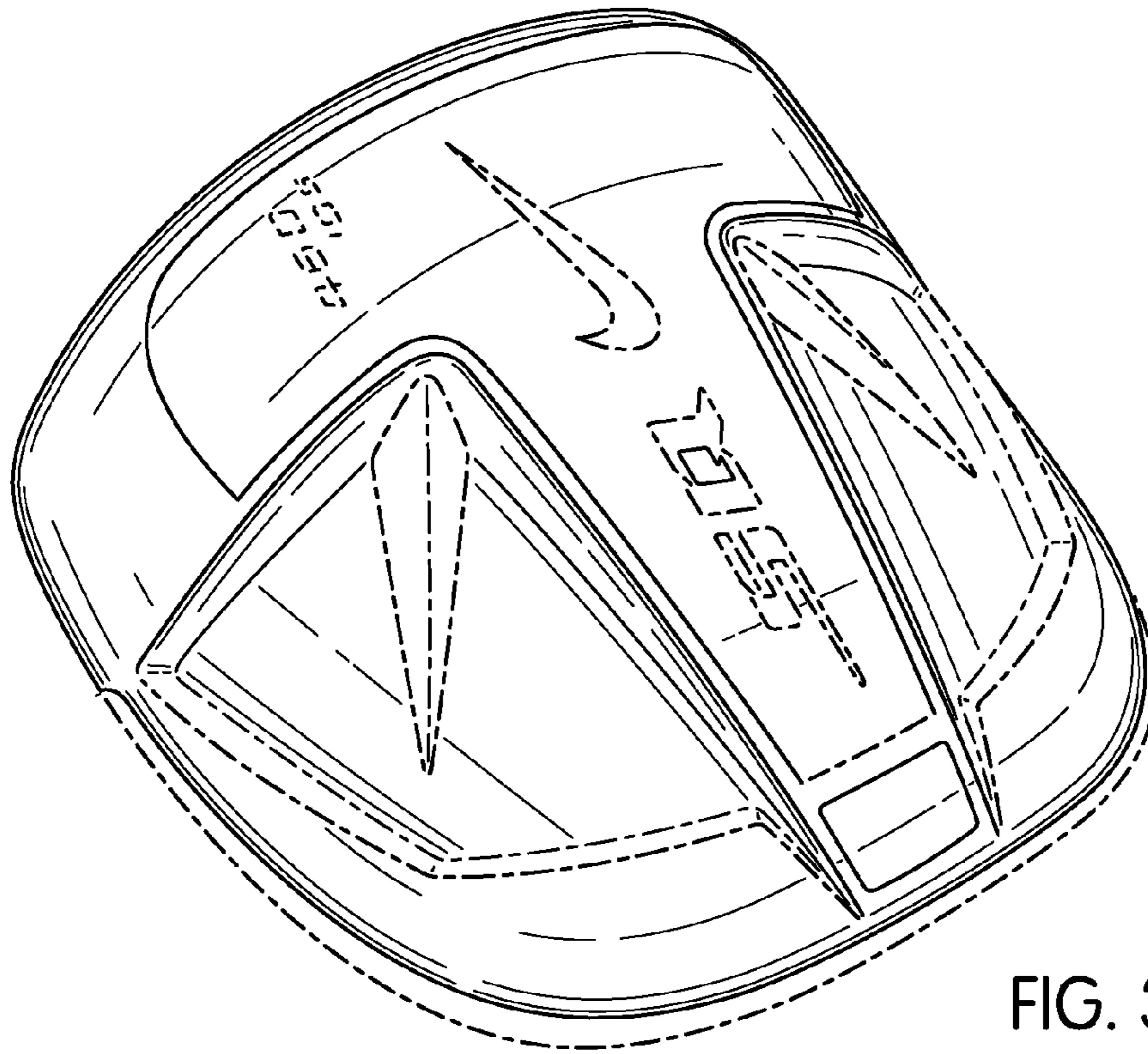


FIG. 3

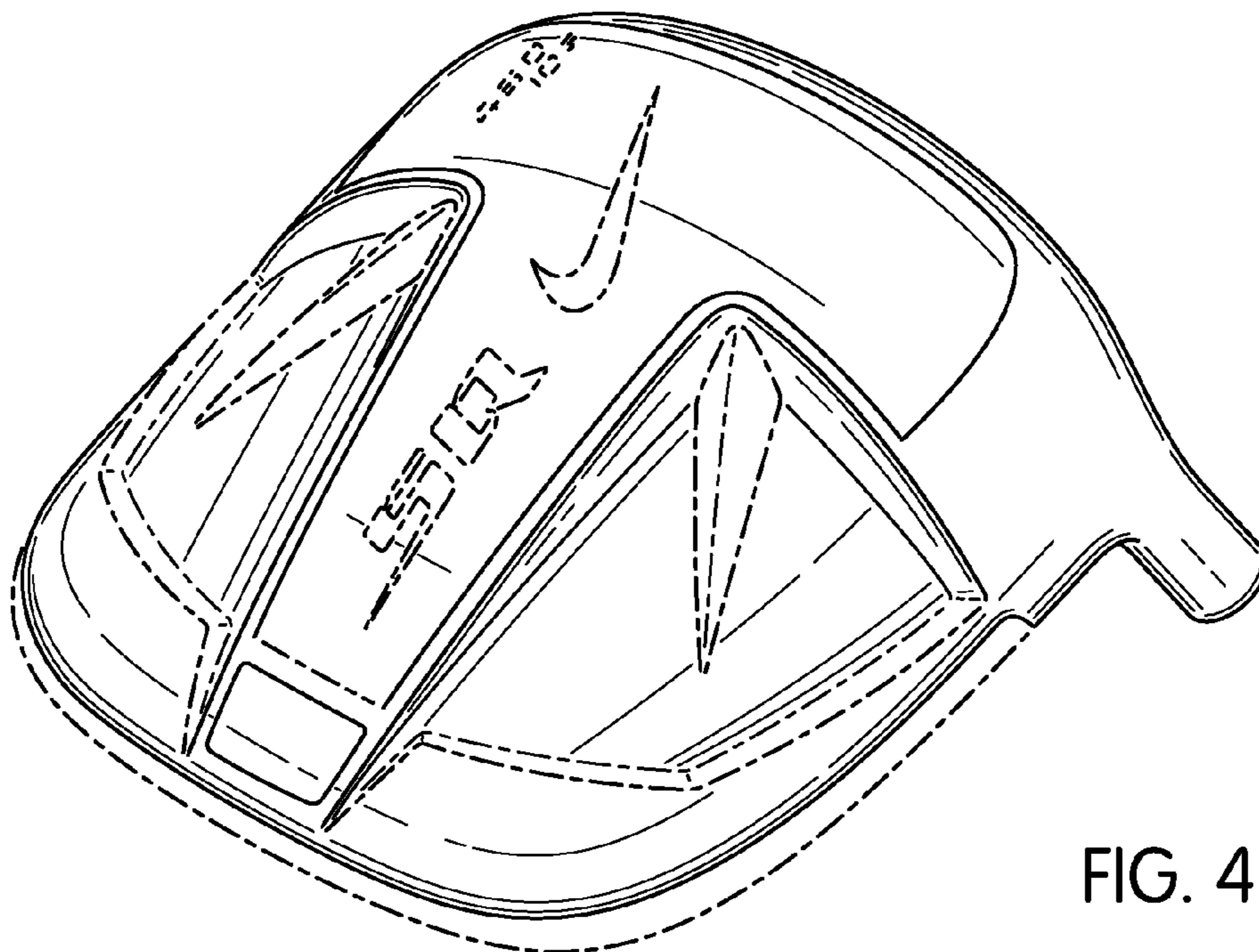


FIG. 4