



US00D764445S

(12) **United States Design Patent**  
**Czaniecki**

(10) **Patent No.:** **US D764,445 S**

(45) **Date of Patent:** **\*\* Aug. 23, 2016**

(54) **HEADPHONE**

(71) Applicant: **AKG Acoustics GmbH**, Vienna (AT)

(72) Inventor: **Rafal Czaniecki**, Shenzhen (CN)

(73) Assignee: **AKG Acoustics GmbH**, Vienna (AT)

(\*\*) Term: **14 Years**

(21) Appl. No.: **29/519,082**

(22) Filed: **Mar. 2, 2015**

(51) **LOC (10) Cl.** ..... **14-01**

(52) **U.S. Cl.**  
USPC ..... **D14/223**

(58) **Field of Classification Search**  
USPC ..... D14/205, 223; D24/174, 106; 600/25;  
181/129, 130, 135; 379/430, 431;  
381/322, 325, 328, 380, 381; 455/90.3,  
455/575.1

CPC ..... H04R 25/00; H04R 1/10; H04R 1/1016  
See application file for complete search history.

(56) **References Cited**

U.S. PATENT DOCUMENTS

1,753,817	A *	4/1930	Aber	.....	H04R 25/652
					128/864
2,719,523	A *	10/1955	Von Gierke	.....	A61F 11/10
					128/864
3,197,576	A *	7/1965	Martin	.....	H04R 25/65
					381/322
3,440,365	A *	4/1969	Hazell	.....	H04M 1/05
					379/430
3,783,201	A *	1/1974	Weiss	.....	H04R 25/60
					381/324
D236,988	S *	9/1975	Walters	.....	D14/223
D259,279	S *	5/1981	Takeda	.....	D24/106
4,736,430	A *	4/1988	Schroder	.....	H04R 25/656
					381/322
4,937,876	A *	6/1990	Biermans	.....	H04R 25/604
					181/130
D319,576	S *	9/1991	Westphal	.....	D8/400
D367,113	S *	2/1996	Weeks	.....	D24/174
5,659,156	A *	8/1997	Mauney	.....	H04R 1/1016
					181/130

D435,036	S *	12/2000	Koss	.....	D14/223
D468,301	S *	1/2003	Fushimi	.....	D14/223
D512,049	S *	11/2005	Yang	.....	D14/205
D519,108	S *	4/2006	Yang	.....	D14/223
7,113,611	B2 *	9/2006	Leedom	.....	H04R 25/608
					381/322
D549,222	S *	8/2007	Huang	.....	D14/223
D550,657	S *	9/2007	Gan	.....	D14/223
D564,495	S *	3/2008	Sasaki	.....	D14/205
D566,099	S *	4/2008	Komiyama	.....	D14/206
D569,841	S *	5/2008	Chung	.....	D14/205
D578,507	S *	10/2008	Ando	.....	D14/205
D579,005	S *	10/2008	Wilhelmsen	.....	D14/223
D597,084	S *	7/2009	Gondo	.....	D14/223
D606,971	S *	12/2009	Christopher	.....	D14/205
D631,470	S *	1/2011	Yoneyama	.....	D14/223
D637,998	S *	5/2011	Brunner	.....	D14/205

(Continued)

*Primary Examiner* — Paula Greene

(74) *Attorney, Agent, or Firm* — Plumsea Law Group, LLC

(57) **CLAIM**

The ornamental design for a headphone, as shown and described.

**DESCRIPTION**

FIG. 1 is a frontal perspective view of a headphone showing my new design;

FIG. 2 is another frontal perspective view thereof;

FIG. 3 is a rear perspective view thereof;

FIG. 4 is another rear perspective view thereof;

FIG. 5 is a front elevation view thereof;

FIG. 6 is a rear elevation view thereof;

FIG. 7 is an end elevation view thereof;

FIG. 8 is a frontal perspective view of a left-handed embodiment of the headphone;

FIG. 9 is another frontal perspective view thereof;

FIG. 10 is a rear perspective view thereof;

FIG. 11 is another rear perspective view thereof;

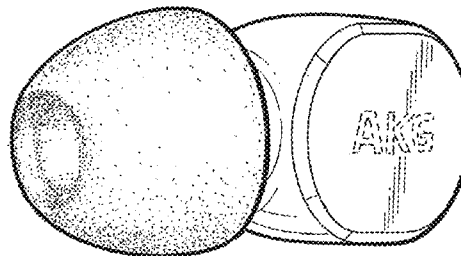
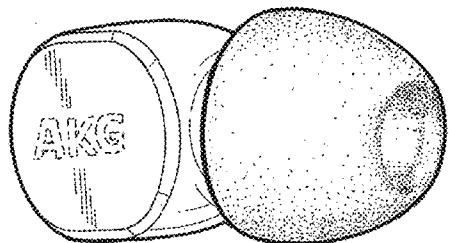
FIG. 12 is a front elevation view thereof;

FIG. 13 is a rear elevation view thereof; and,

FIG. 14 is an end elevation view thereof.

The broken line showings of the indicia in FIGS. 1, 2, 5, 8, 9 and 12 form no part of the claimed design.

**1 Claim, 6 Drawing Sheets**



(56)

**References Cited**

U.S. PATENT DOCUMENTS

D641,010 S \* 7/2011 Kwon ..... D14/223  
D649,957 S \* 12/2011 Fahrendorff ..... D14/223  
D652,822 S \* 1/2012 Lee ..... D14/223  
D668,244 S \* 10/2012 Matsumura ..... D14/223  
D683,332 S \* 5/2013 Lee ..... D14/223  
D697,058 S \* 1/2014 Thompson ..... D14/205

D711,356 S \* 8/2014 Yang ..... D14/223  
D725,082 S \* 3/2015 Palmborg ..... D14/223  
D735,169 S \* 7/2015 Shieh ..... D14/223  
D739,851 S \* 9/2015 Donohue, II ..... D14/223  
D742,861 S \* 11/2015 Miyake ..... D14/223  
D743,949 S \* 11/2015 Miyake ..... D14/223  
2012/0087532 A1 \* 4/2012 Yang ..... H04R 1/10  
381/380

\* cited by examiner

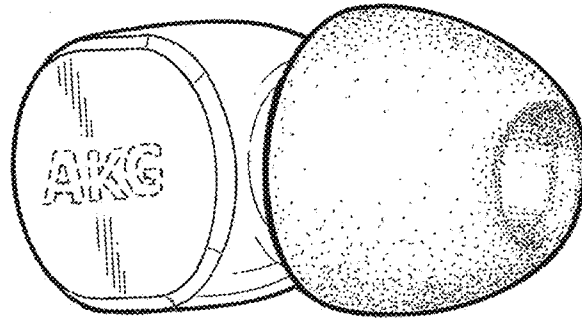


FIG. 1

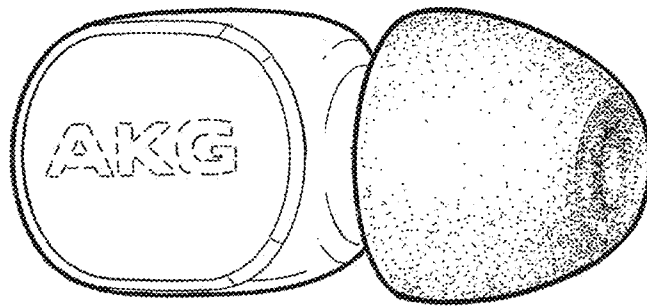


FIG. 2

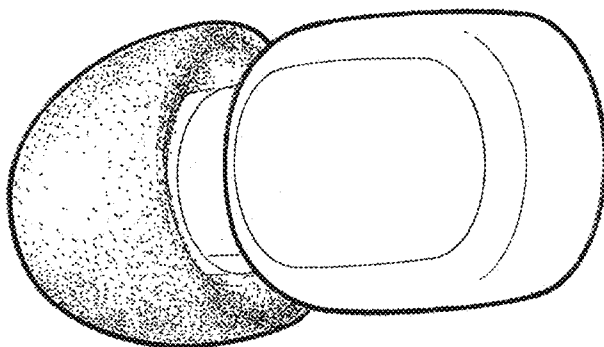


FIG. 3

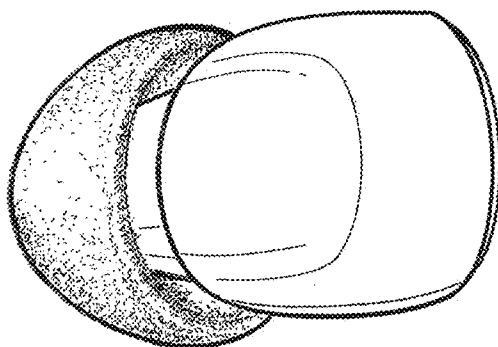


FIG. 4

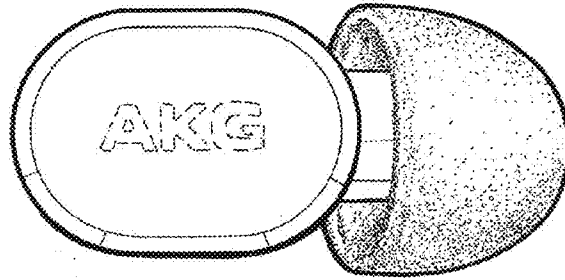


FIG. 5

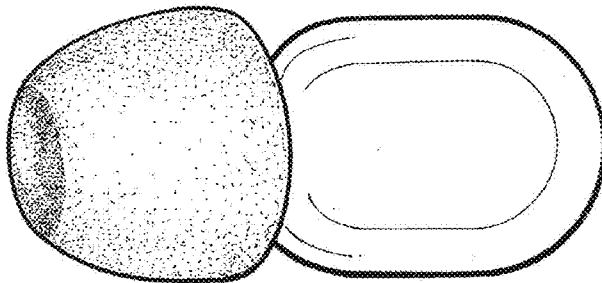


FIG. 6

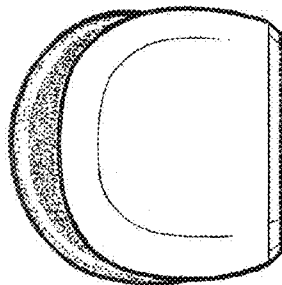


FIG. 7

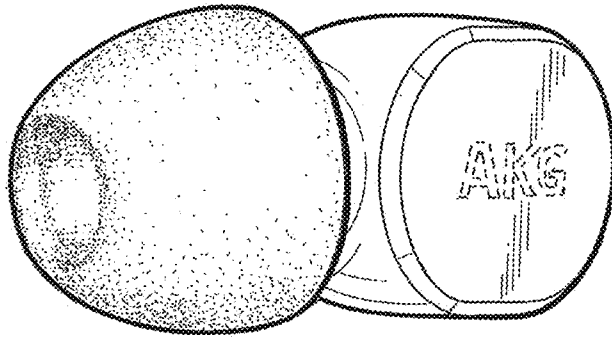


FIG. 8

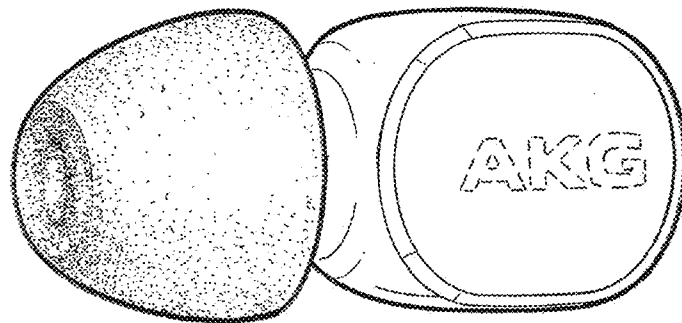


FIG. 9

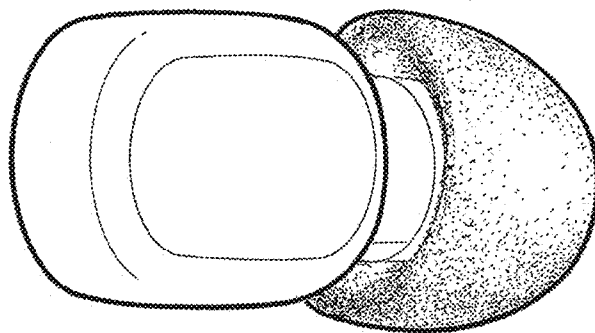


FIG. 10

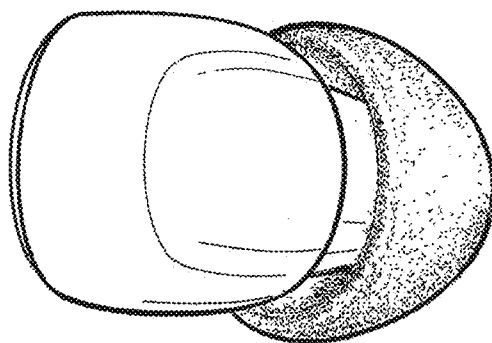


FIG. 11

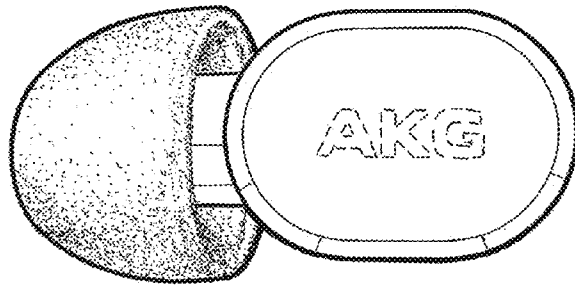


FIG. 12

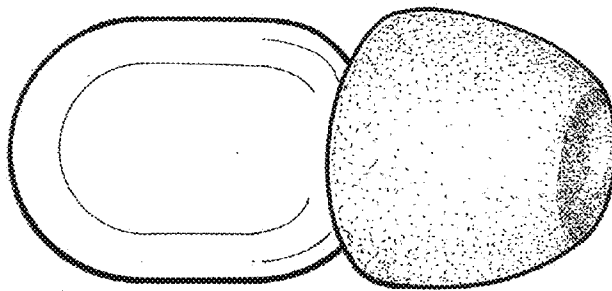


FIG. 13

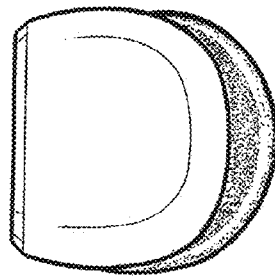


FIG. 14