



US00D470006S

(12) **United States Design Patent**
Cooper et al.

(10) **Patent No.:** **US D470,006 S**
(45) **Date of Patent:** **** Feb. 11, 2003**

- (54) **ROUND CENTER PAN**
- (75) Inventors: **John F. Cooper**, Barrington, IL (US);
Mila Gesyuk, Skokie, IL (US)
- (73) Assignee: **C.M. Products, Inc.**, Lake Zurich, IL (US)
- (**) Term: **14 Years**
- (21) Appl. No.: **29/158,825**
- (22) Filed: **Apr. 10, 2002**
- (51) **LOC (7) Cl.** **07-02**
- (52) **U.S. Cl.** **D7/360**
- (58) **Field of Search** D7/323, 354-361,
D7/602, 550.1, 551.1, 553.1, 554.1-554.4;
D32/35; 99/324, 426; 220/573.1-573.4,
912

- D325,684 S * 4/1992 Deare D7/360
- D373,053 S 8/1996 Allegre
- D384,555 S 10/1997 Bradley
- D385,156 S 10/1997 Bouldstridge Balari
- D417,367 S * 12/1999 Laib D7/602
- D432,355 S 10/2000 Bouldstridge
- 2002/0000442 A1 * 1/2002 Howard et al. 220/573.1

* cited by examiner

Primary Examiner—Caron D. Veynar
(74) *Attorney, Agent, or Firm*—Cook, Alex, McFarron,
Manzo, Cummings & Mehler, Ltd.

(57) **CLAIM**

The ornamental design for a round center pan, as shown and described.

DESCRIPTION

FIG. 1 is a perspective view showing the upper surface of the round center pan according to the present invention. FIG. 2 is a front elevational view of the round center pan, the rear elevation view is a mirror image thereof; FIG. 3 is a side elevational view of the round center pan, the opposite side view is a mirror image thereof; FIG. 4 is a top plan view of the round center pan of FIG. 1. FIG. 5 is a bottom plan view of the round center pan of FIG. 1; and, FIG. 6 is a cross-sectional view of the round center pan of FIG. 1 taken along line 6-6 of FIG. 4.

1 Claim, 2 Drawing Sheets

(56) **References Cited**
U.S. PATENT DOCUMENTS

D71,003 S	*	9/1926	Carlson	D32/35
D81,225 S		5/1930	Boattenhamer		
D98,317 S	*	1/1936	Guild	D7/551.1
D112,178 S		8/1938	Reinecke et al.		
D176,823 S		1/1956	Sacia et al.		
D232,293 S		8/1974	Christian et al.		
D269,935 S		8/1983	Powers		
D310,765 S		9/1990	Stutzer et al.		
D316,210 S		4/1991	Giugiaro		

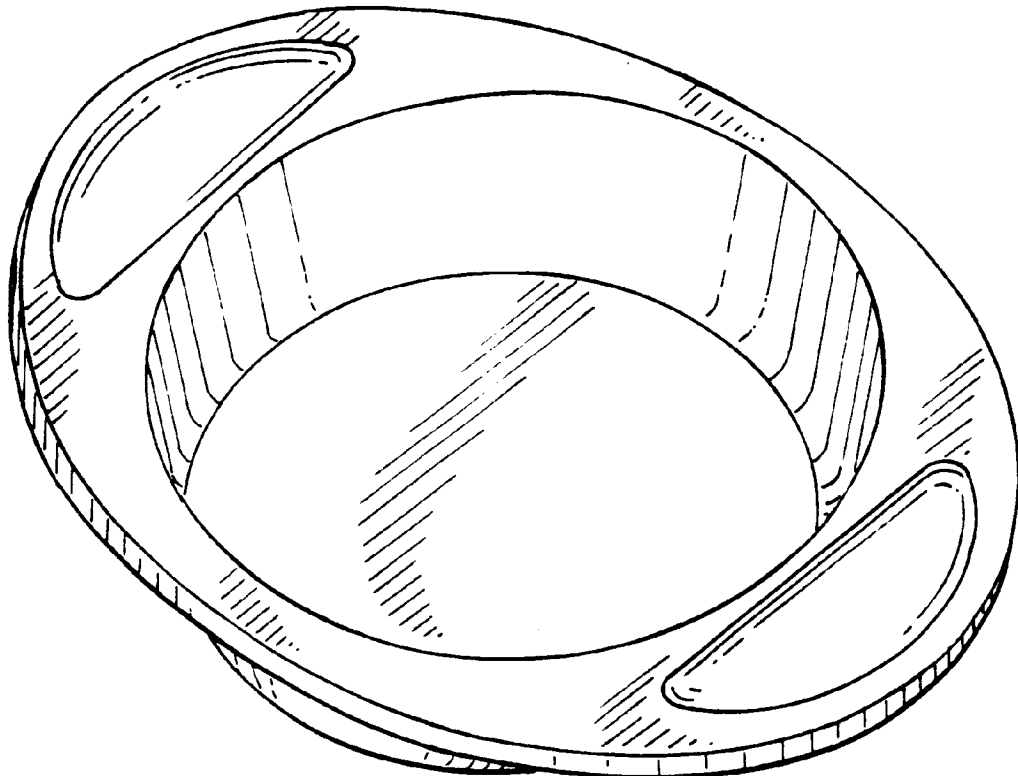


FIG. 1

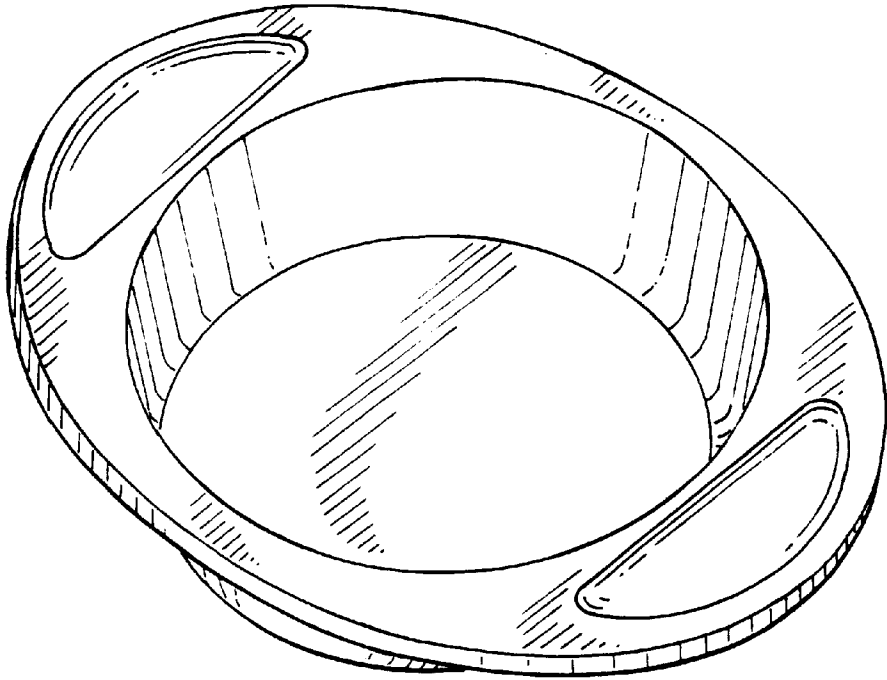


FIG. 2




FIG. 3




FIG. 4

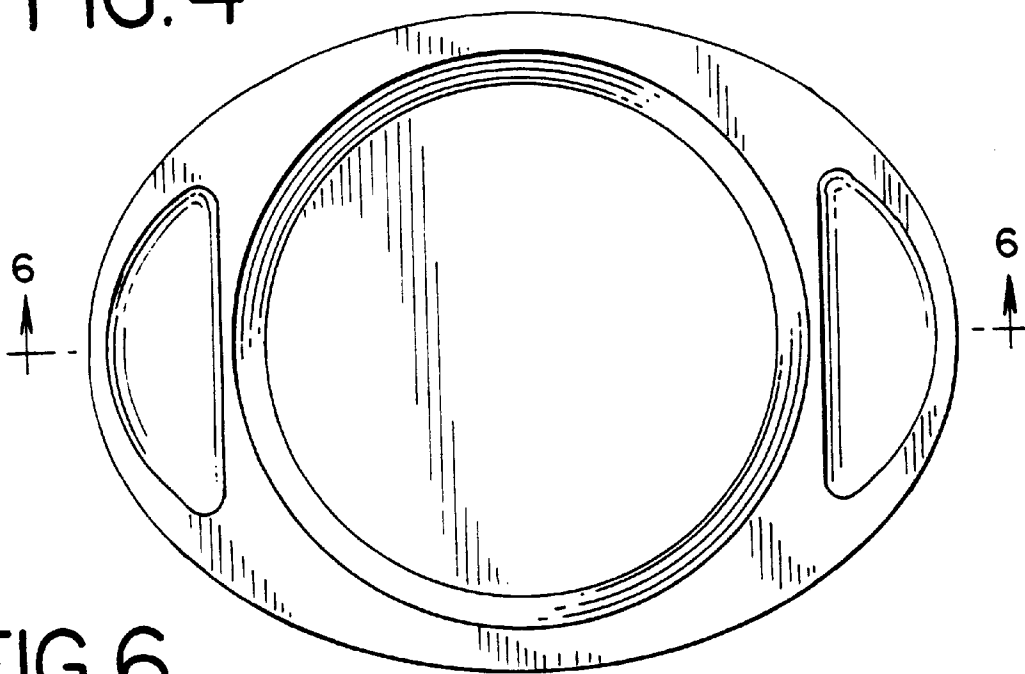


FIG. 6

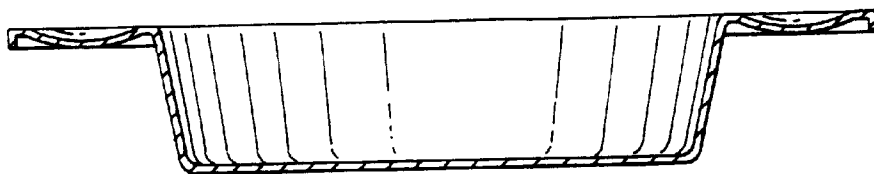


FIG. 5

