



US00D818928S

(12) **United States Design Patent**
Myrberg

(10) **Patent No.:** **US D818,928 S**

(45) **Date of Patent:** **** May 29, 2018**

- (54) **RIM FOR VEHICLE WHEEL**
- (71) Applicant: **VOLVO CAR CORPORATION,**
Gothenburg (SE)
- (72) Inventor: **Anders Myrberg,** Askim (SE)
- (**) Term: **15 Years**
- (21) Appl. No.: **35/502,150**
- (22) Filed: **Nov. 22, 2016**
- (80) **Hague Agreement Data**
Int. Filing Date: **Nov. 22, 2016**
Int. Reg. No.: **DM/093821**
Int. Reg. Date: **Nov. 22, 2016**
Int. Reg. Pub. Date: **Dec. 23, 2016**

| | | | | | | |
|----------|---|---|---------|-----------|-------|---------|
| D542,208 | S | * | 5/2007 | Gallert | | D12/211 |
| D542,728 | S | * | 5/2007 | Ichinose | | D12/211 |
| D589,428 | S | * | 3/2009 | Scheu | | D12/211 |
| D596,549 | S | * | 7/2009 | Varga | | D12/211 |
| D598,836 | S | * | 8/2009 | Blasi | | D12/211 |
| D613,657 | S | * | 4/2010 | Cortes | | D12/209 |
| D620,417 | S | * | 7/2010 | Gallert | | D12/209 |
| D625,235 | S | * | 10/2010 | Nissl | | D12/209 |
| D625,675 | S | * | 10/2010 | Juergens | | D12/209 |
| D645,390 | S | * | 9/2011 | De Bono | | D12/209 |
| D651,550 | S | * | 1/2012 | Elmitt | | D12/209 |
| D660,763 | S | * | 5/2012 | Chan | | D12/209 |
| D680,482 | S | * | 4/2013 | Gruner | | D12/209 |
| D682,764 | S | * | 5/2013 | Amezketta | | D12/211 |
| D735,102 | S | * | 7/2015 | Swaneger | | D12/209 |
| D747,249 | S | * | 1/2016 | Lemke | | D12/209 |
| D748,030 | S | * | 1/2016 | Heizmann | | D12/209 |
| D749,484 | S | * | 2/2016 | Stopka | | D12/209 |

* cited by examiner

Primary Examiner — Darlington Ly

- (51) **LOC (11) Cl.** **12-16**
- (52) **U.S. Cl.**
USPC **D12/209; D12/211**
- (58) **Field of Classification Search**
USPC D12/204–213
CPC B60B 1/00; B60B 1/08; B60B 1/10; B60B 1/12; B60B 3/04; B60B 3/06; B60B 3/10; B60B 3/02; B60B 7/00; B60B 7/01; B60B 7/02; B60B 7/04; B60B 7/06
See application file for complete search history.

(57) **CLAIM**

The ornamental design for a rim for vehicle wheel, as shown and described.

DESCRIPTION

- 1. Rim for vehicle wheel
- 1.1 is a front elevation view of a rim for vehicle wheel showing my new design;
- 1.2 is a left side elevation view thereof;
- 1.3 is a front and left side perspective view thereof;
- 1.4 is a front and right side perspective view thereof;
- 1.5 is a right side elevation view thereof;
- 1.6 is a top plan view thereof; and
- 1.7 is a rear elevation view thereof.

1 Claim, 7 Drawing Sheets

- (56) **References Cited**
U.S. PATENT DOCUMENTS
D476,283 S * 6/2003 Baumgartner D12/211
D533,825 S * 12/2006 Baumgartner D12/211
D539,204 S * 3/2007 Pollmann D12/209







FIG. 1




FIG. 2



FIG. 3



FIG. 4




FIG. 5




FIG. 6



FIG. 7