



(12) **United States Design Patent**
Schoenert et al.

(10) **Patent No.:** **US D752,047 S**
(45) **Date of Patent:** **** Mar. 22, 2016**

- (54) **DISPLAY SCREEN**
- (71) Applicant: **Microsoft Corporation**, Redmond, WA (US)
- (72) Inventors: **Rich Schoenert**, Sherwood, OR (US);
Chris Valentine, Portland, OR (US);
Peter Oehler, Redmond, WA (US);
Catherine Kim, Redmond, WA (US);
Dennis Matthew Puhalla, Chicago, IL (US);
Dustin Brown, Chicago, IL (US);
David Seal, Chicago, IL (US)

(73) Assignee: **Microsoft Corporation**, Redmond, WA (US)

(**) Term: **14 Years**

(21) Appl. No.: **29/493,892**

(22) Filed: **Jun. 13, 2014**

(51) **LOC (10) Cl.** **14-02**

(52) **U.S. Cl.**
USPC **D14/371**

(58) **Field of Classification Search**
USPC D14/371-375, 125-129, 336, 337, 341;
341/12; 345/104, 156, 168, 173;
348/180, 184, 325, 739; 349/1, 2, 11,
349/62; 361/679.05-679.07, 679.21;
D6/300, 308
CPC G06F 1/16; G06F 1/1601; G06F 3/037;
G06F 1/162

See application file for complete search history.

(56) **References Cited**

U.S. PATENT DOCUMENTS

D496,041 S *	9/2004	Chen	D14/371
7,016,181 B2 *	3/2006	Ito et al.	361/679.31
D556,707 S *	12/2007	Fujii	D14/126
D598,445 S *	8/2009	Pan et al.	D14/336
D602,259 S *	10/2009	Finnegan	D6/300
D606,536 S *	12/2009	Smith et al.	D14/336
D657,787 S *	4/2012	Fletcher et al.	D14/336
D690,294 S *	9/2013	Isonaga et al.	D14/336

* cited by examiner

Primary Examiner — Freda S Nunn

(74) *Attorney, Agent, or Firm* — Banner & Witcoff, Ltd.

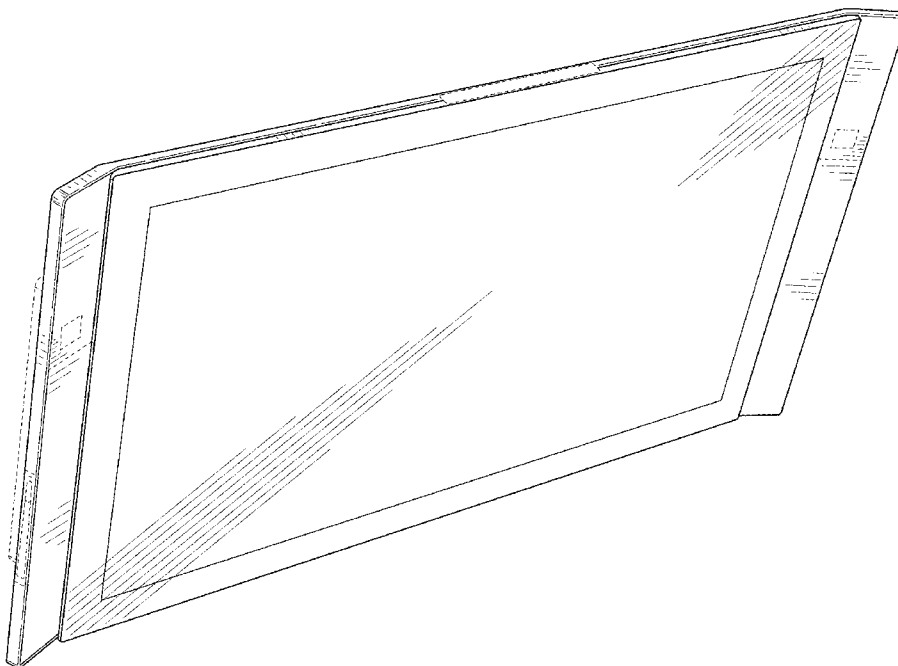
(57) **CLAIM**

The ornamental design for a display screen, as shown and described.

DESCRIPTION

FIG. 1 is a front perspective view of a display screen showing the new design;
FIG. 2 is a front view thereof;
FIG. 3 is a rear view thereof;
FIG. 4 is a right side view thereof;
FIG. 5 is a left side view thereof;
FIG. 6 is a top view thereof; and,
FIG. 7 is a bottom view thereof.
The broken line showing of the remainder of the display screen is for environmental purposes only and forms no part of the claimed design.

1 Claim, 5 Drawing Sheets



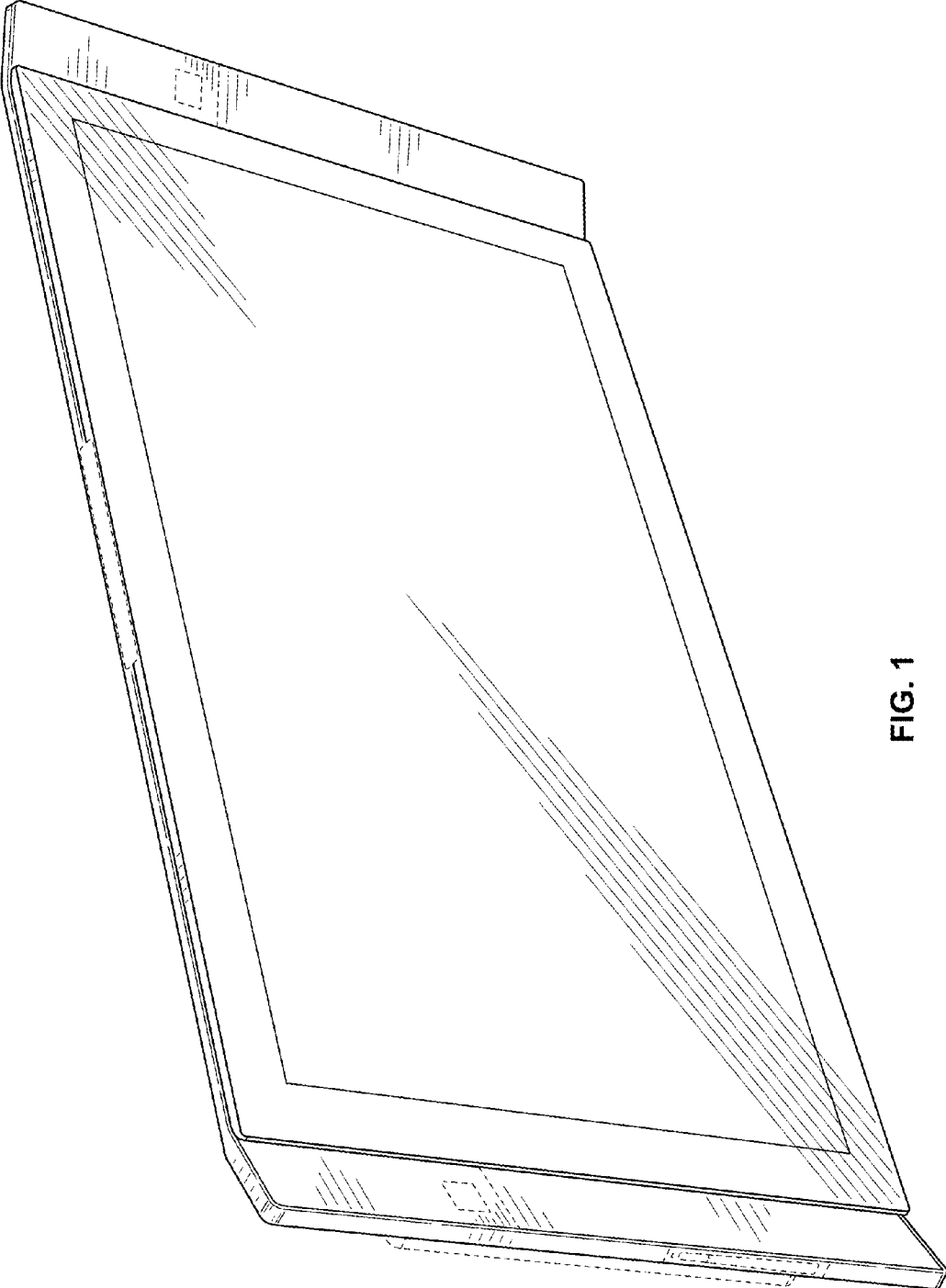


FIG. 1

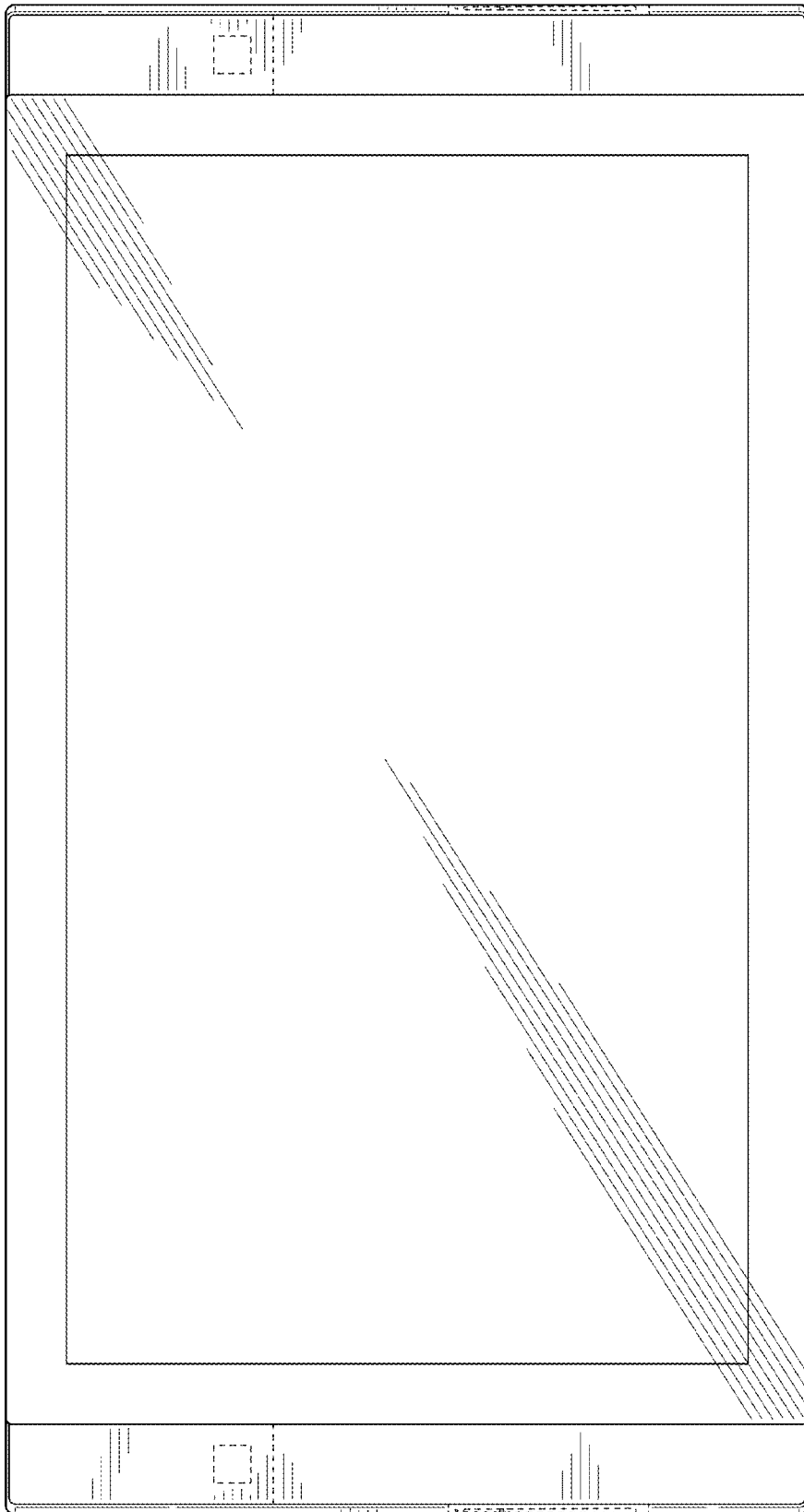


FIG. 2

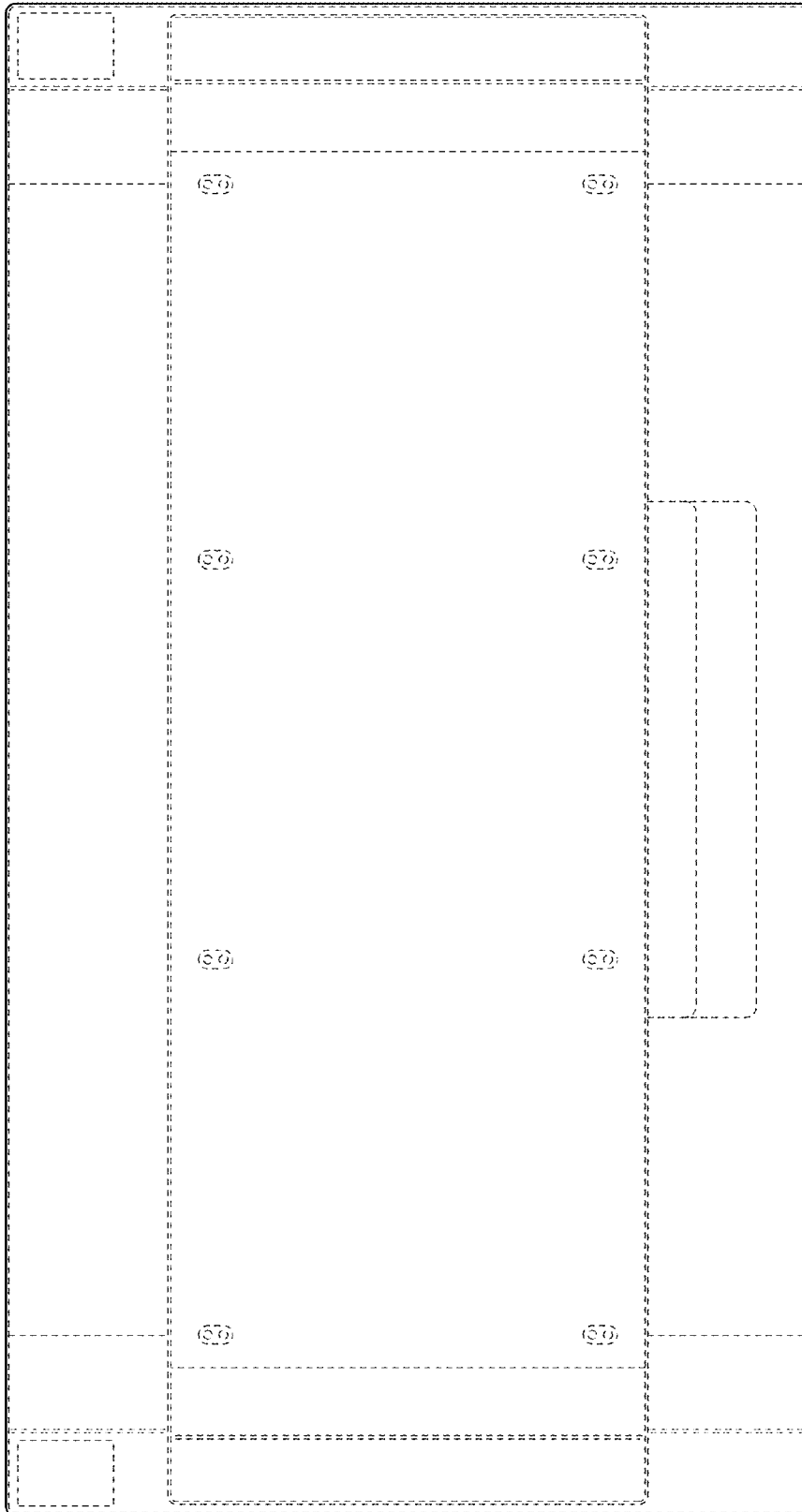


FIG. 3

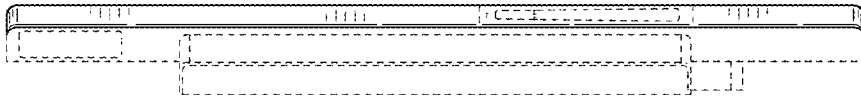


FIG. 5

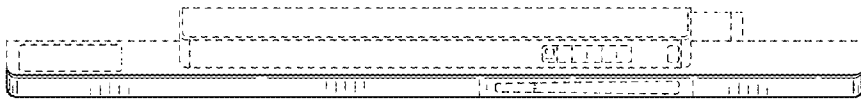


FIG. 4




FIG. 6

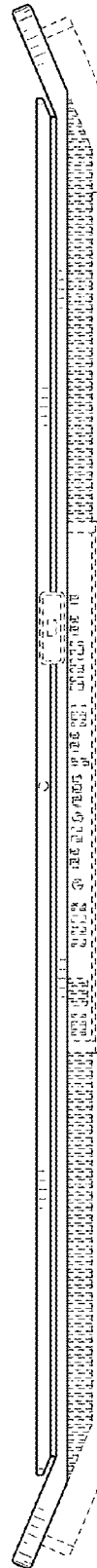


FIG. 7