



US00D347493S

United States Patent [19] Connolly

[11] Patent Number: **Des. 347,493**
[45] Date of Patent: **** May 31, 1994**

[54] **HAIR ORNAMENT**

[76] Inventor: **Irja Connolly**, 23941 Rockford,
Dearborn, Mich. 48124

[**] Term: **14 Years**

[21] Appl. No.: **162**

[22] Filed: **Oct. 6, 1992**

[52] U.S. Cl. **D28/41; D11/117**

[58] Field of Search **D28/41, 273, 275;**
428/24, 26, 27; D28/39-43; D11/1, 2, 67, 184,
207, 211, 225, 241, 33, 117

[56] **References Cited**

U.S. PATENT DOCUMENTS

D. 110,922	8/1938	Gagnon	D28/41
D. 133,837	4/1942	Meyer	D11/67 X
D. 146,146	12/1946	Kaufman	D11/67
D. 147,190	7/1947	Katz	D11/67
D. 261,181	10/1981	Sands	D28/41
D. 299,879	6/1884	Tisdale	132/280 X
D. 313,485	1/1991	Malouf	D28/41
D. 315,036	2/1991	Leopold	D28/41
D. 574,288	12/1896	Timmons	132/275

D. 624,600	6/1899	Wood	132/62
2,393,376	1/1946	Holden	132/275
3,301,266	1/1967	Hoffmann	D28/41

FOREIGN PATENT DOCUMENTS

463037	2/1914	France	D11/LD28 117
984016	7/1951	France	132/280
859188	8/1961	United Kingdom	428/26


Primary Examiner—Bernard Ansher
Assistant Examiner—C. Tuttle
Attorney, Agent, or Firm—Terry M. Gernstein

[57] CLAIM

The ornamental design for a hair ornament, as shown and described.

DESCRIPTION

FIG. 1 is a perspective view of the hair ornament showing my new design;
FIG. 2 is a front elevational view thereof;
FIG. 3 is a rear elevational view thereof;
FIG. 4 is a side elevational view thereof;
FIG. 5 is a side elevational view thereof;
FIG. 6 is a top plan view thereof; and,
FIG. 7 is a bottom plan view thereof.






FIG-1




FIG-2




FIG-3




FIG-4




FIG-5




FIG-6




FIG-7