



(19) **United States**

(12) **Patent Application Publication**
Jung et al.

(10) **Pub. No.: US 2009/0310037 A1**

(43) **Pub. Date: Dec. 17, 2009**

(54) **METHODS AND SYSTEMS FOR PROJECTING IN RESPONSE TO POSITION**

(73) Assignee: **Searete LLC, a limited liability corporation of the state of Delaware**

(75) Inventors: **Edward K.Y. Jung**, Bellevue, WA (US); **Eric C. Leuthardt**, St. Louis, MO (US); **Royce A. Levien**, Lexington, MA (US); **Richard T. Lord**, Tacoma, WA (US); **Robert W. Lord**, Seattle, WA (US); **Mark A. Malamud**, Seattle, WA (US); **John D. Rinaldo, JR.**, Bellevue, WA (US); **Lowell L. Wood, JR.**, Bellevue, WA (US)

(21) Appl. No.: **12/229,519**

(22) Filed: **Aug. 22, 2008**

Related U.S. Application Data

(63) Continuation of application No. 12/214,422, filed on Jun. 17, 2008.

Publication Classification

(51) **Int. Cl.**
H04N 9/31 (2006.01)

(52) **U.S. Cl.** **348/744; 348/E09.025**

(57) **ABSTRACT**

The present disclosure relates to systems and methods that are related to projection in response to position.

Correspondence Address:
SEARETE LLC
CLARENCE T. TEGREENE
1756 - 114TH AVE., S.E., SUITE 110
BELLEVUE, WA 98004 (US)

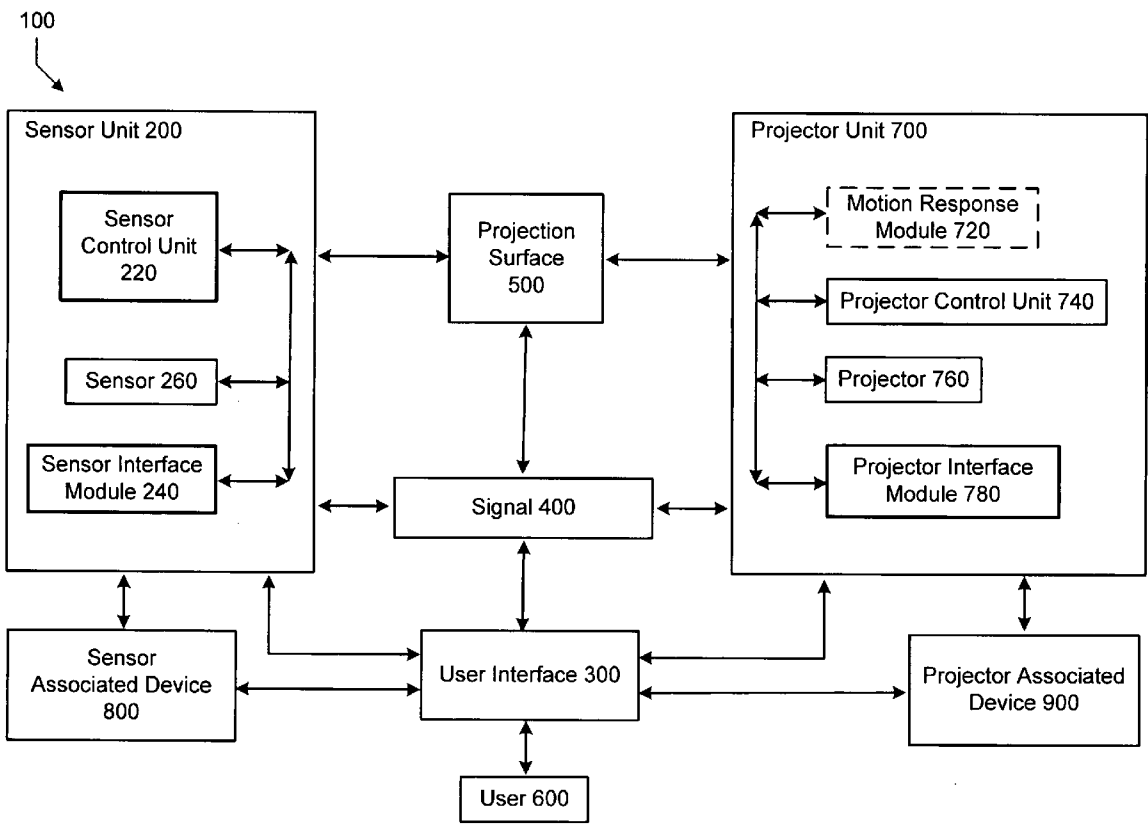


FIG. 1

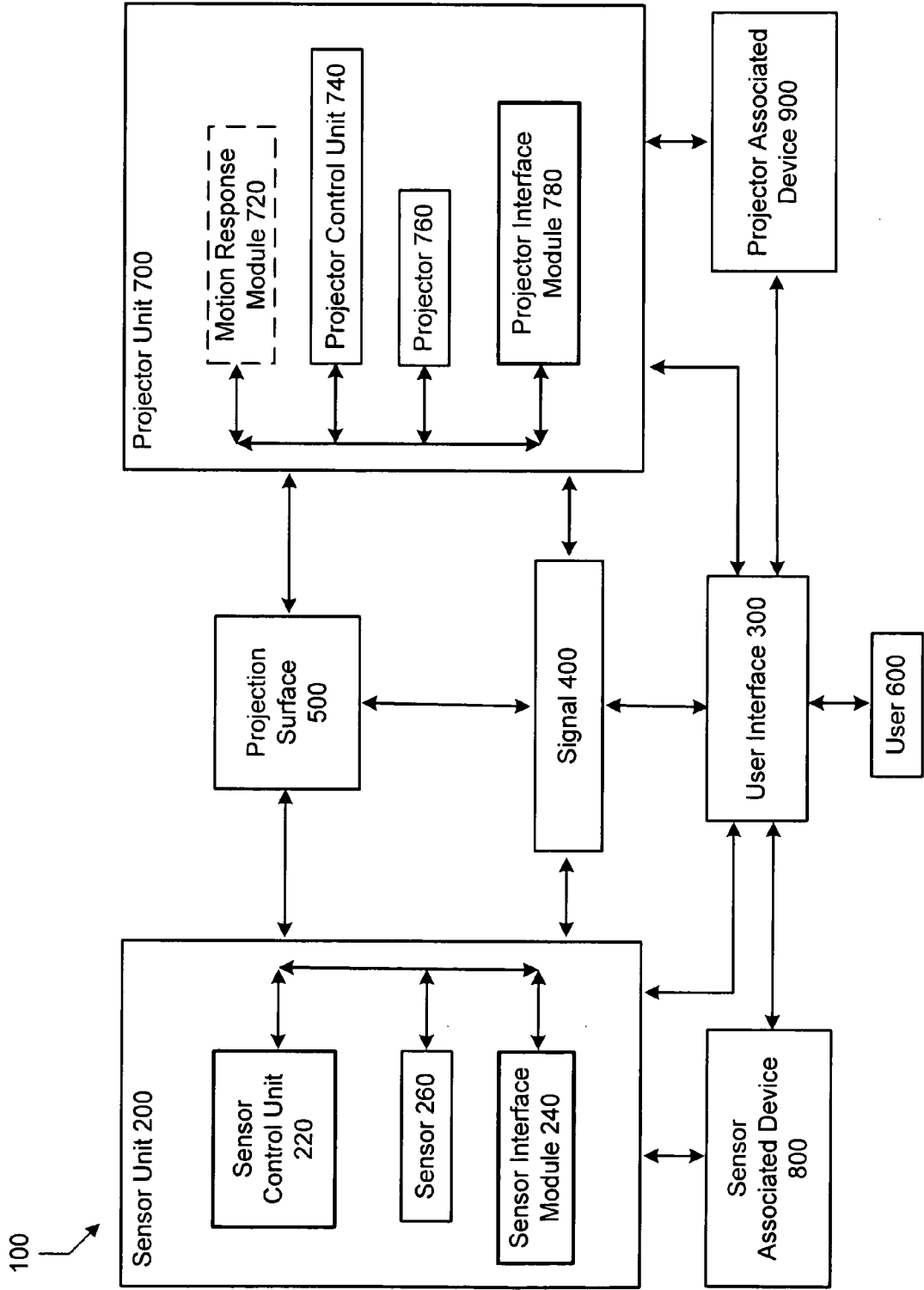


FIG. 1A

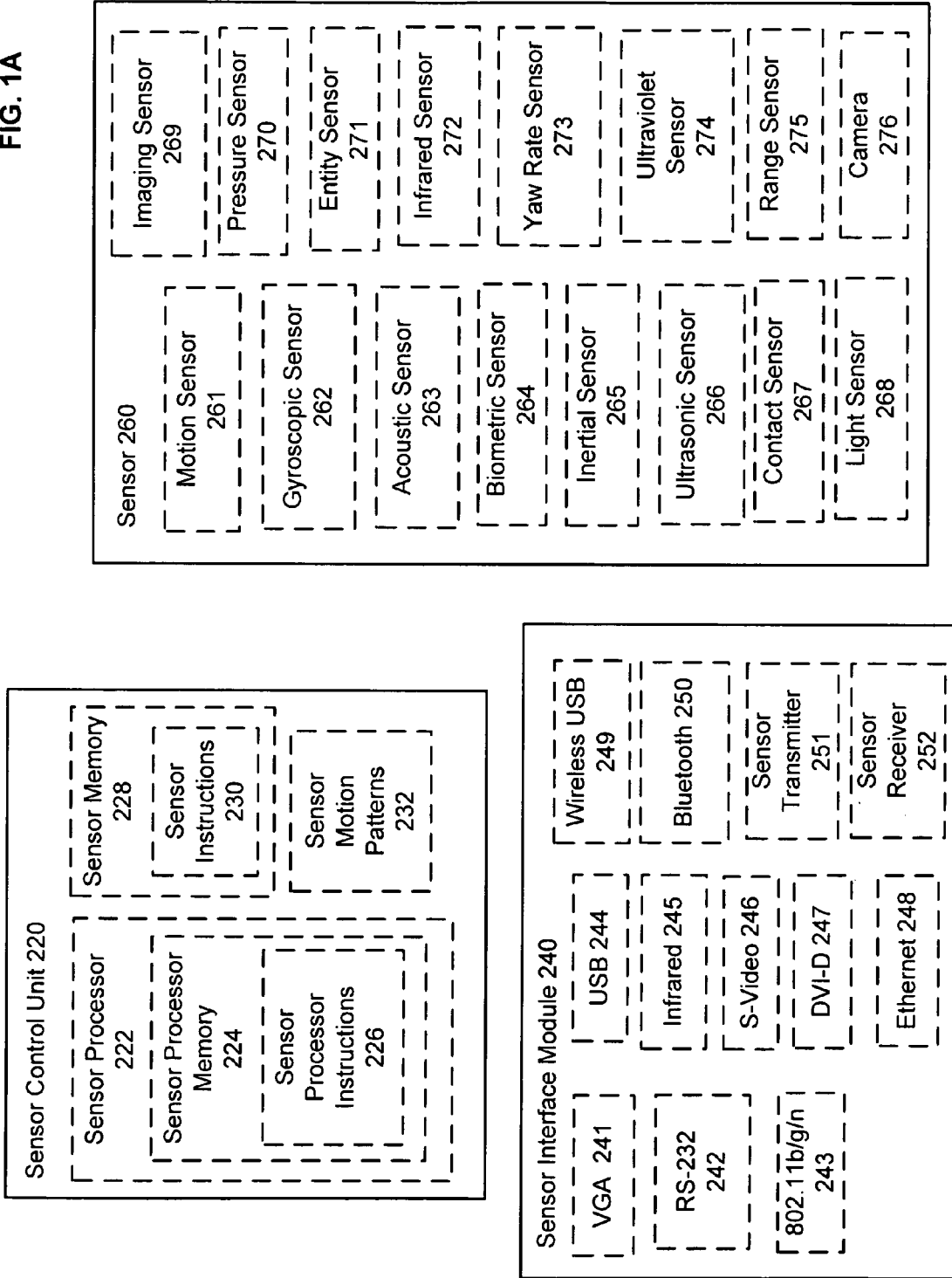


FIG. 1B

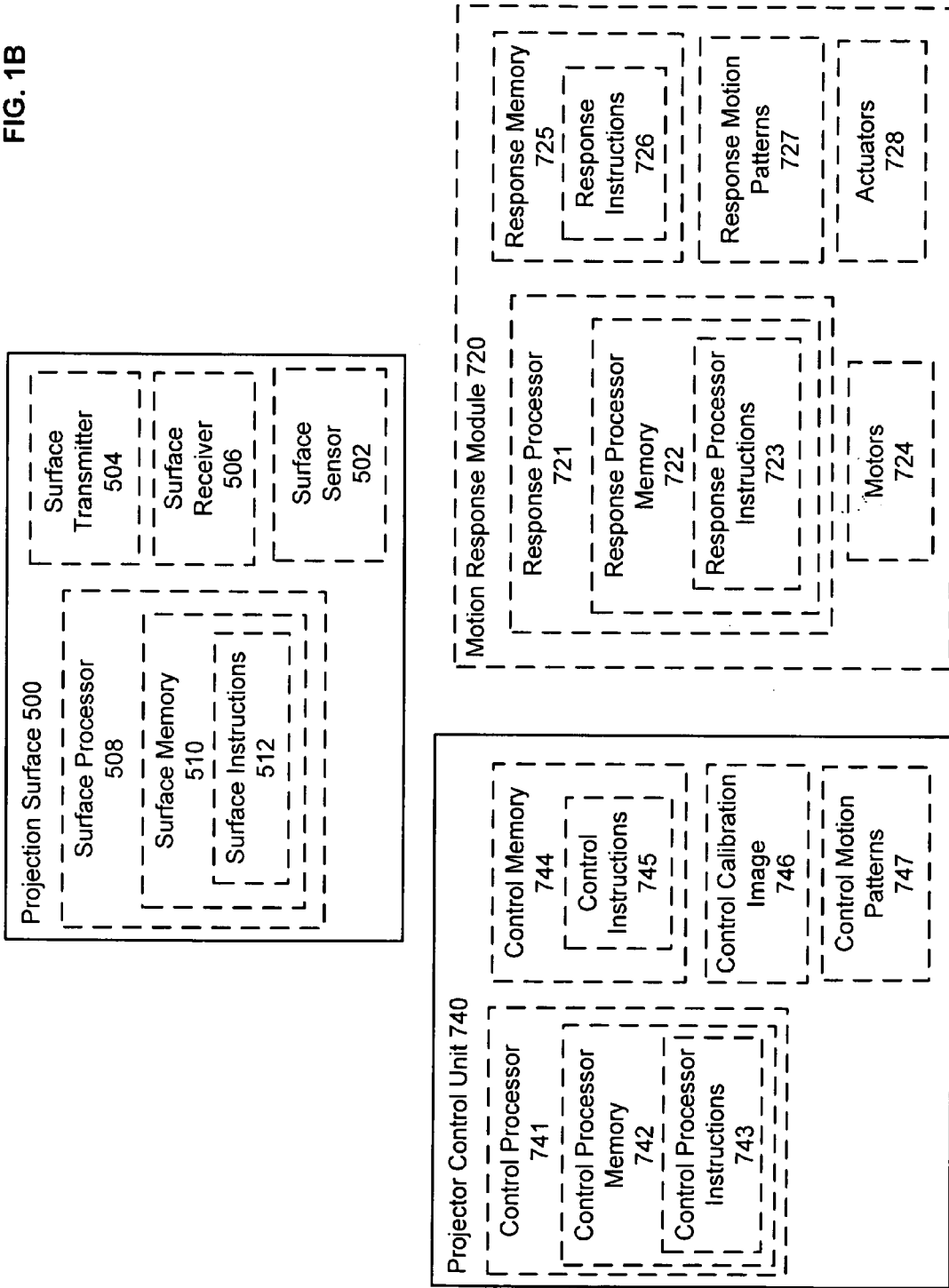


FIG. 1C

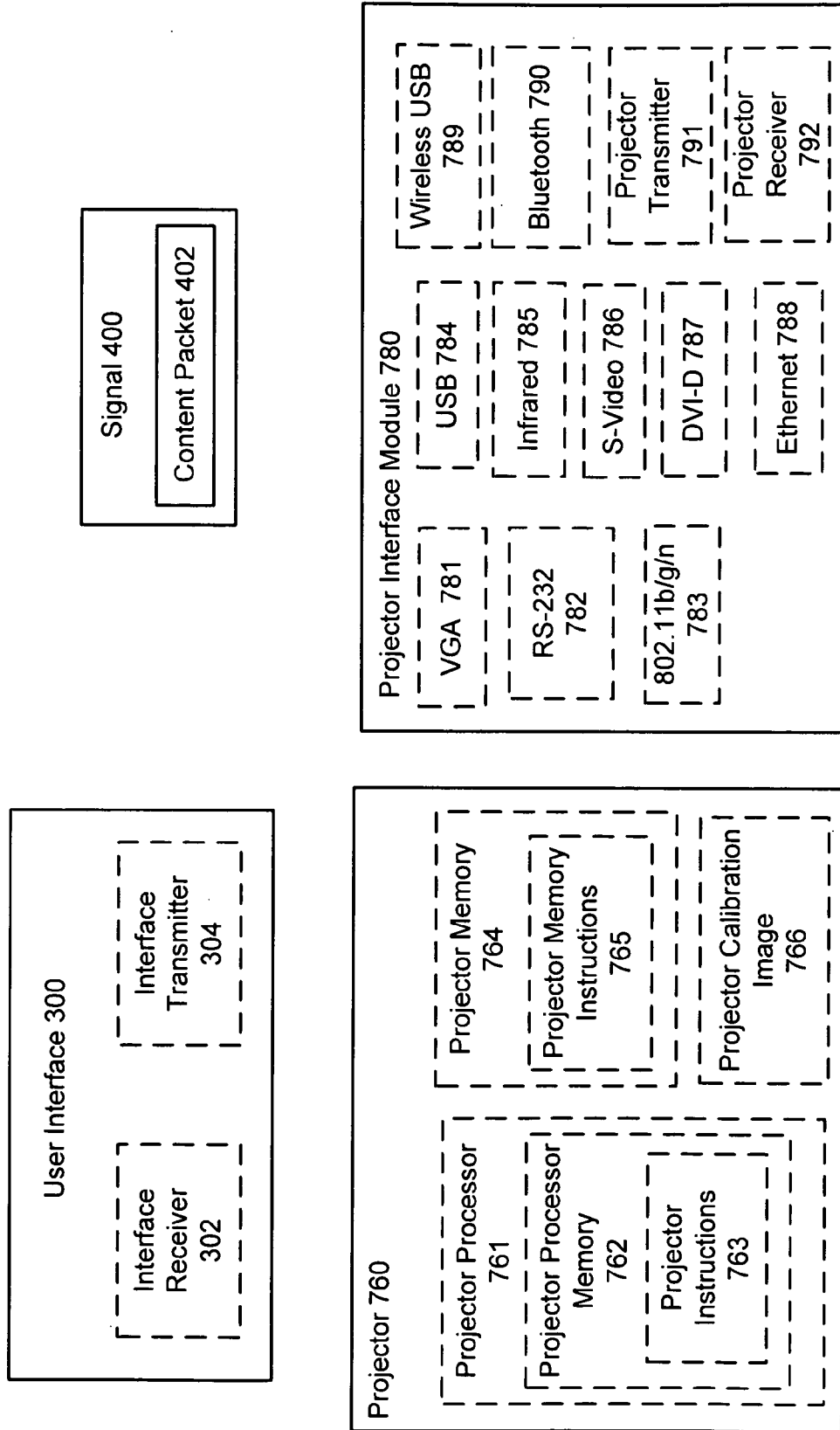


FIG. 2

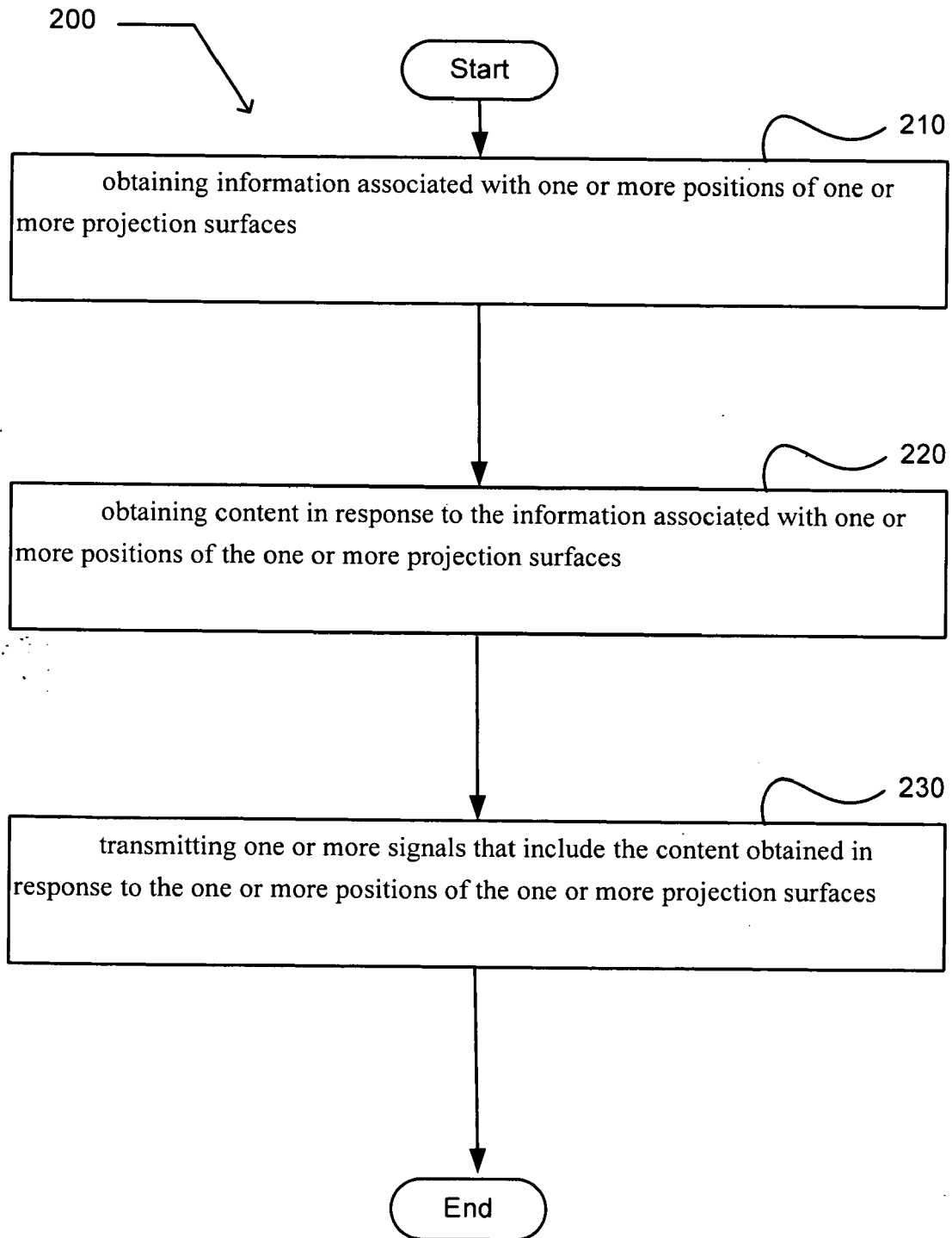


FIG. 3

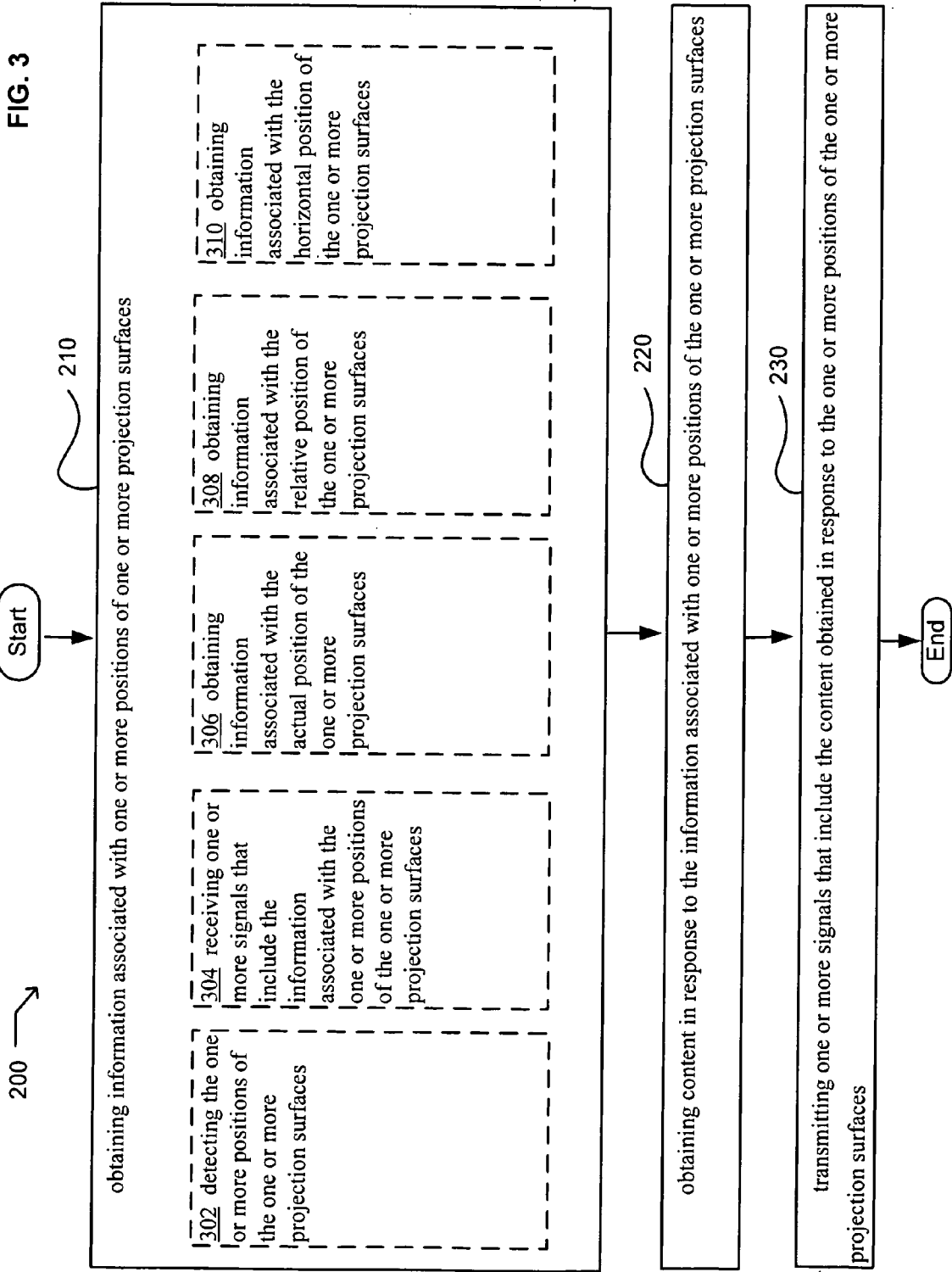


FIG. 4

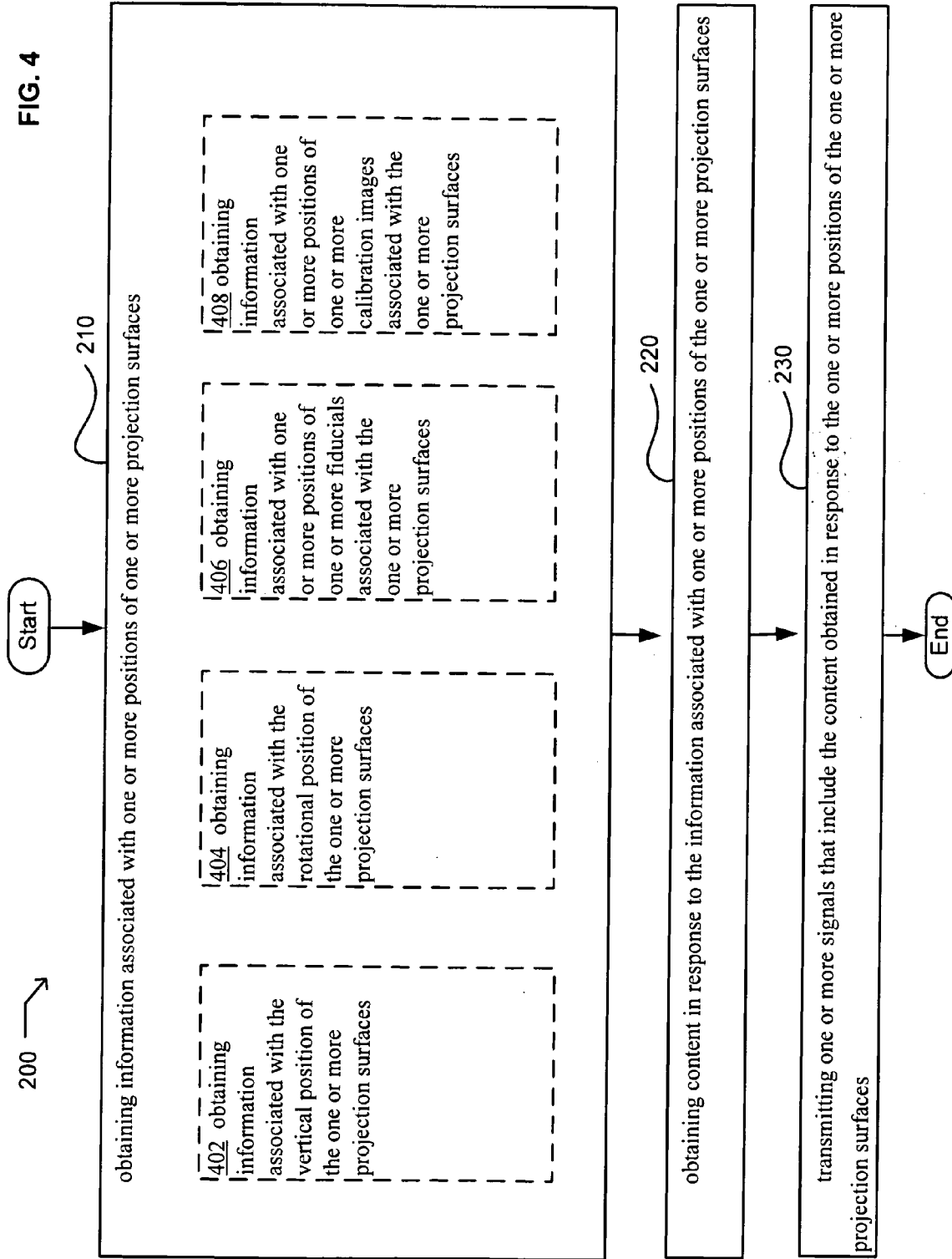


FIG. 5

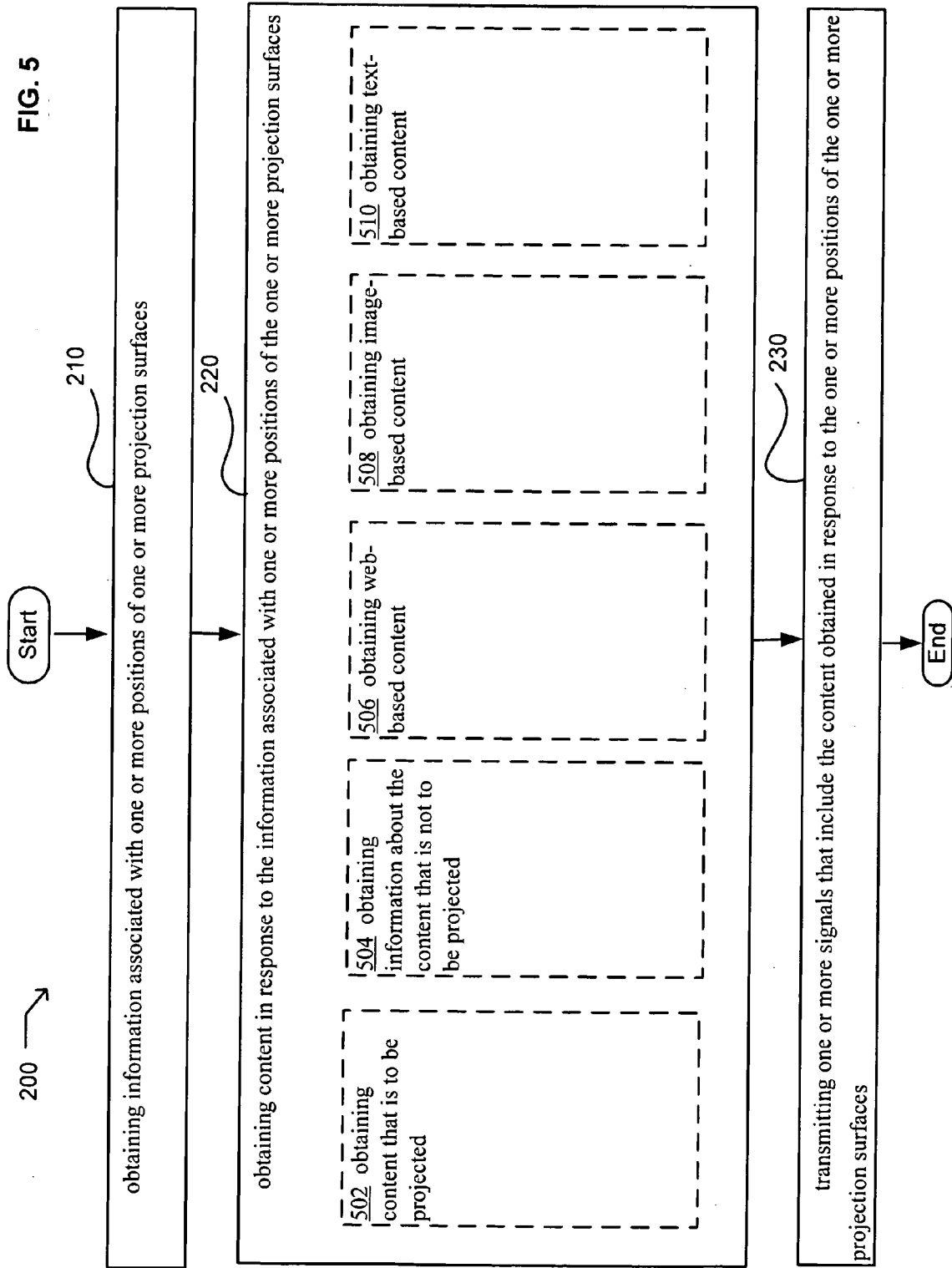


FIG. 6

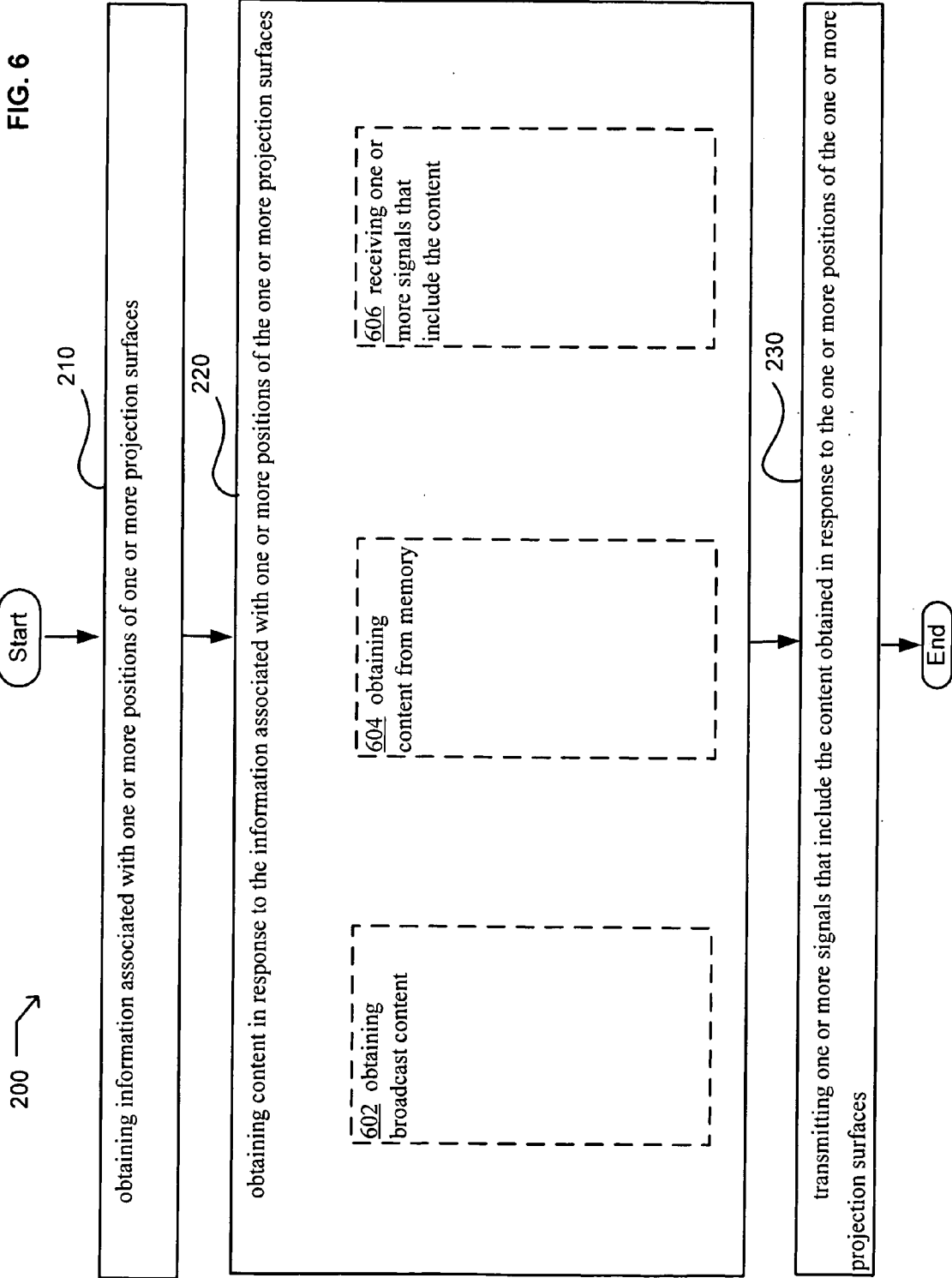


FIG. 7

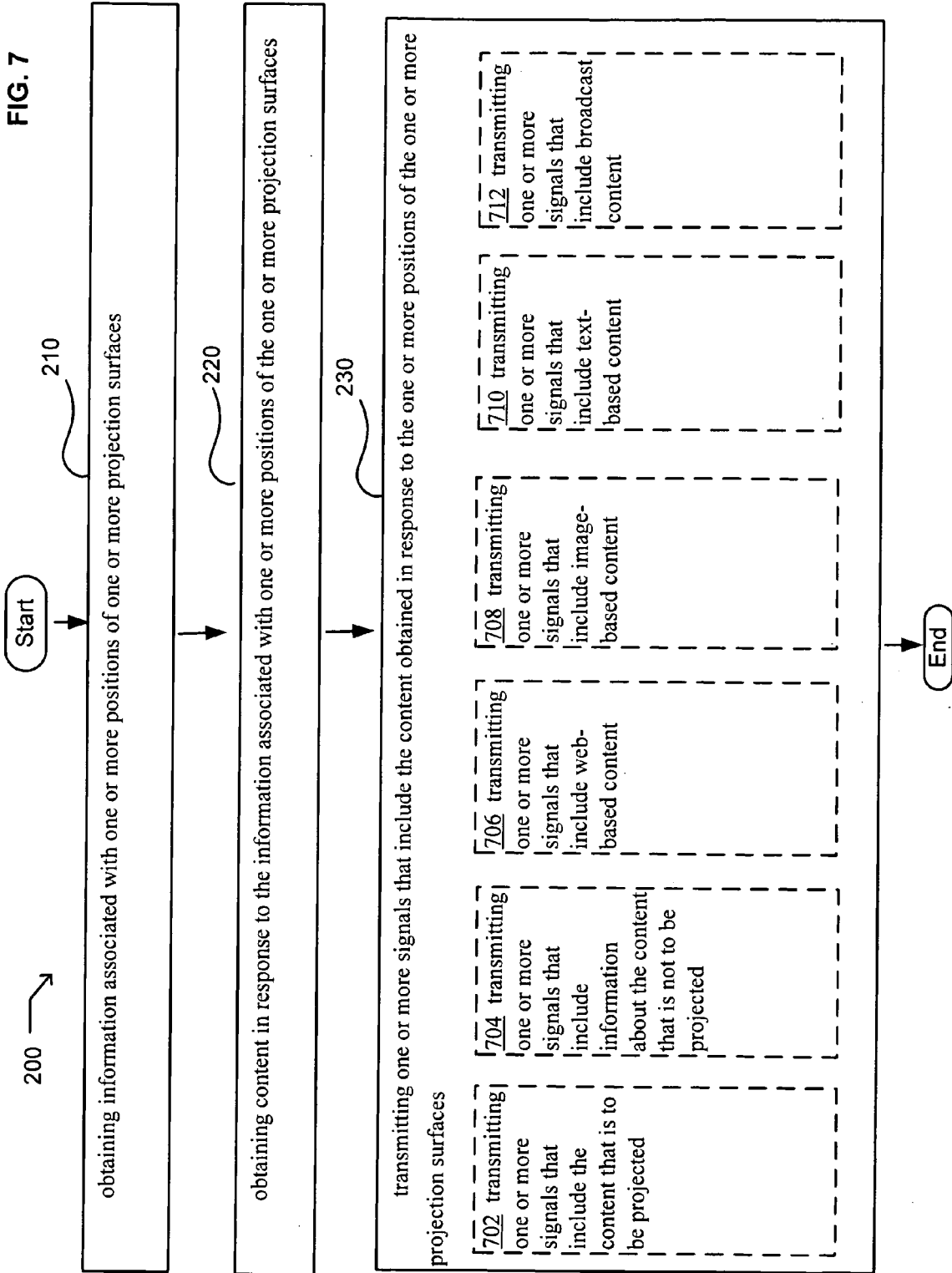


FIG. 8

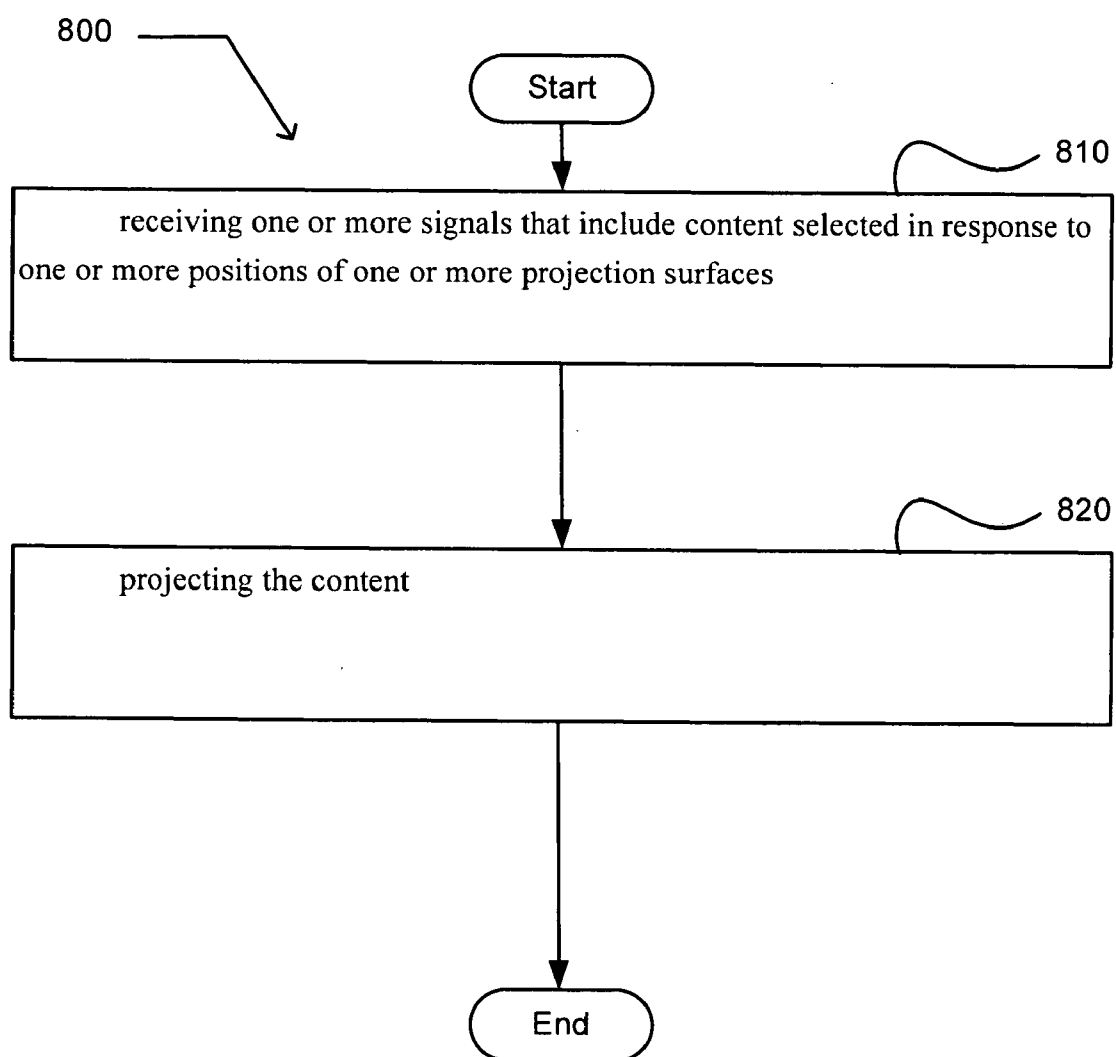


FIG. 9

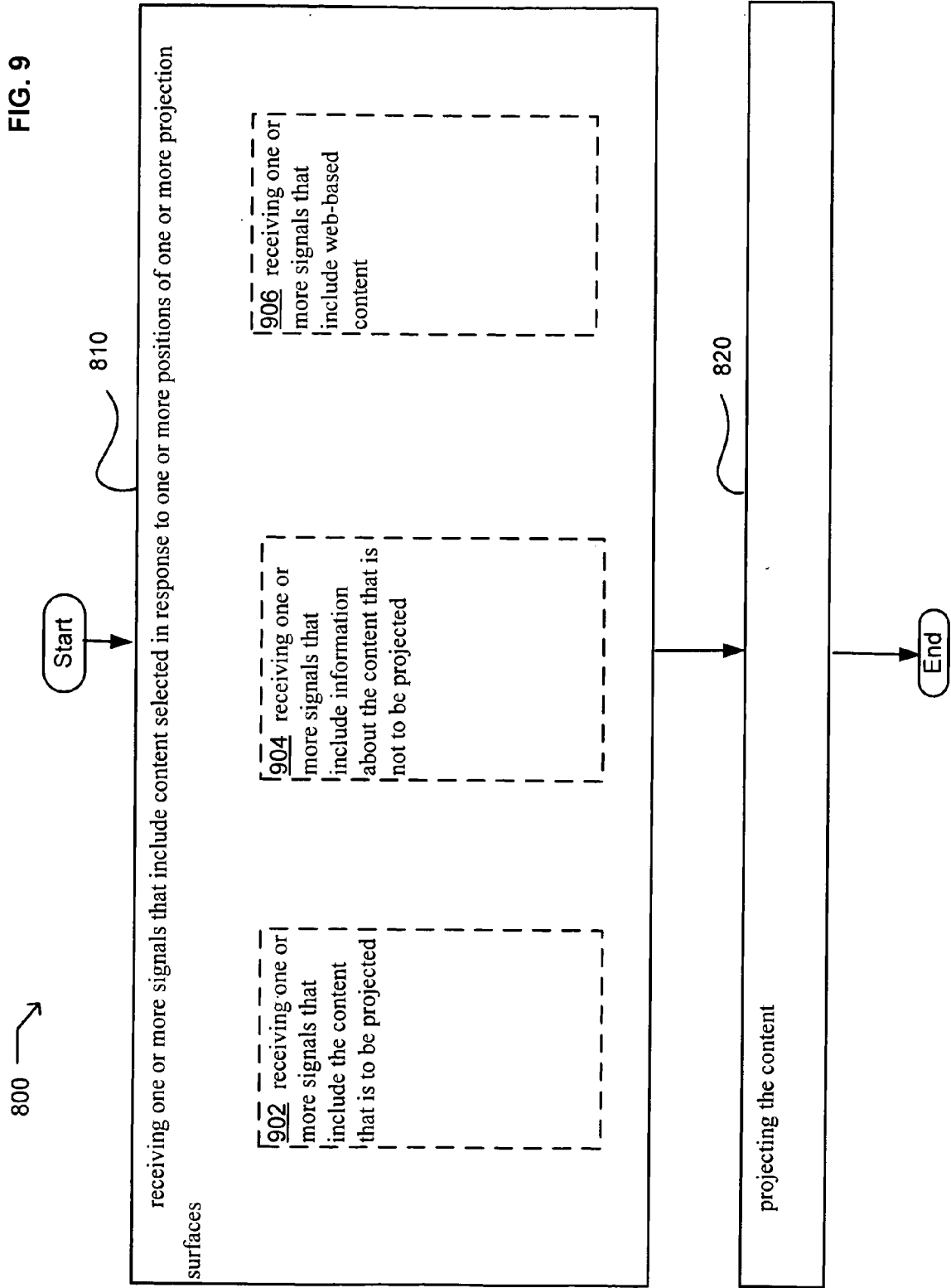


FIG. 10

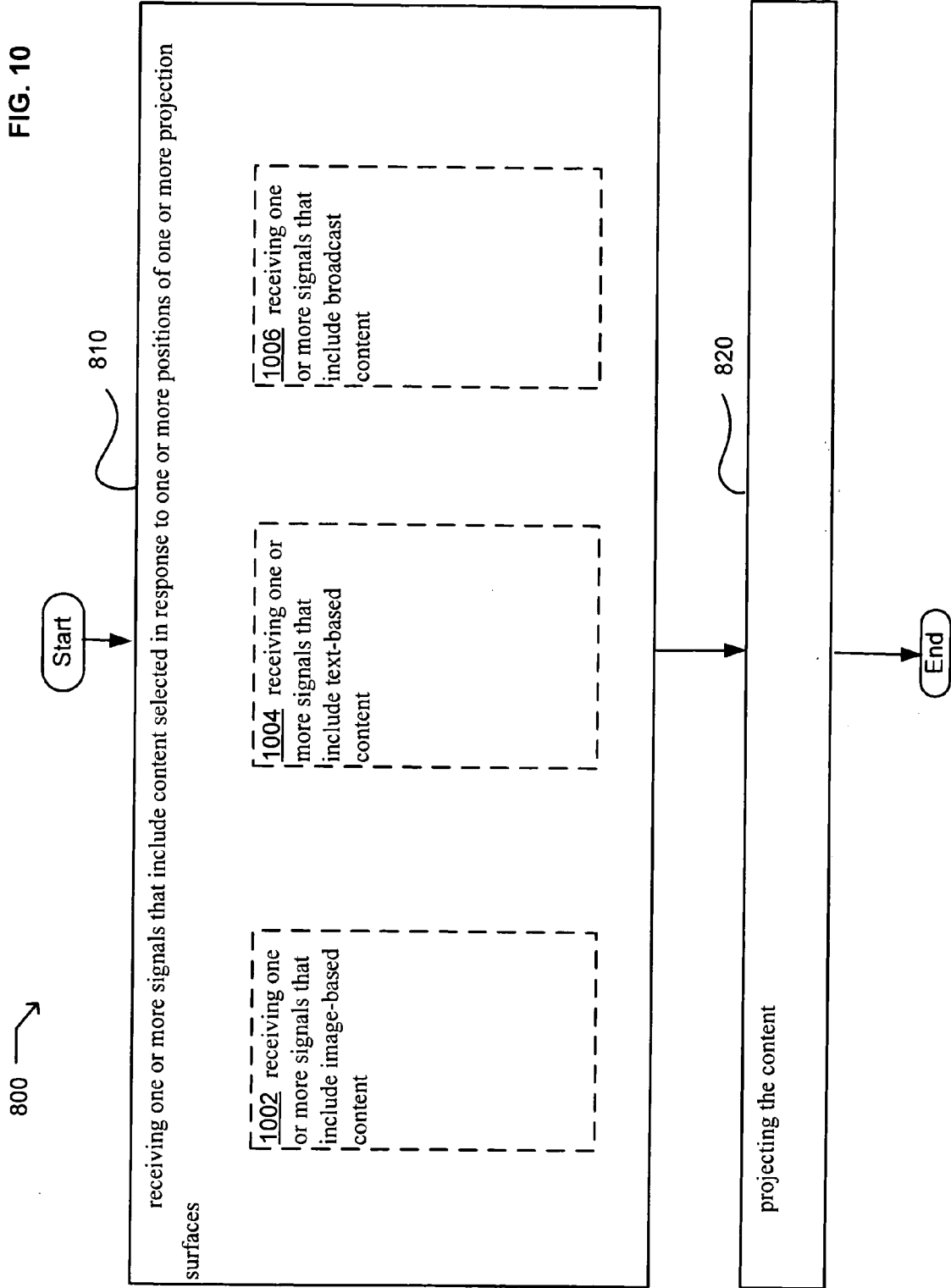


FIG. 11

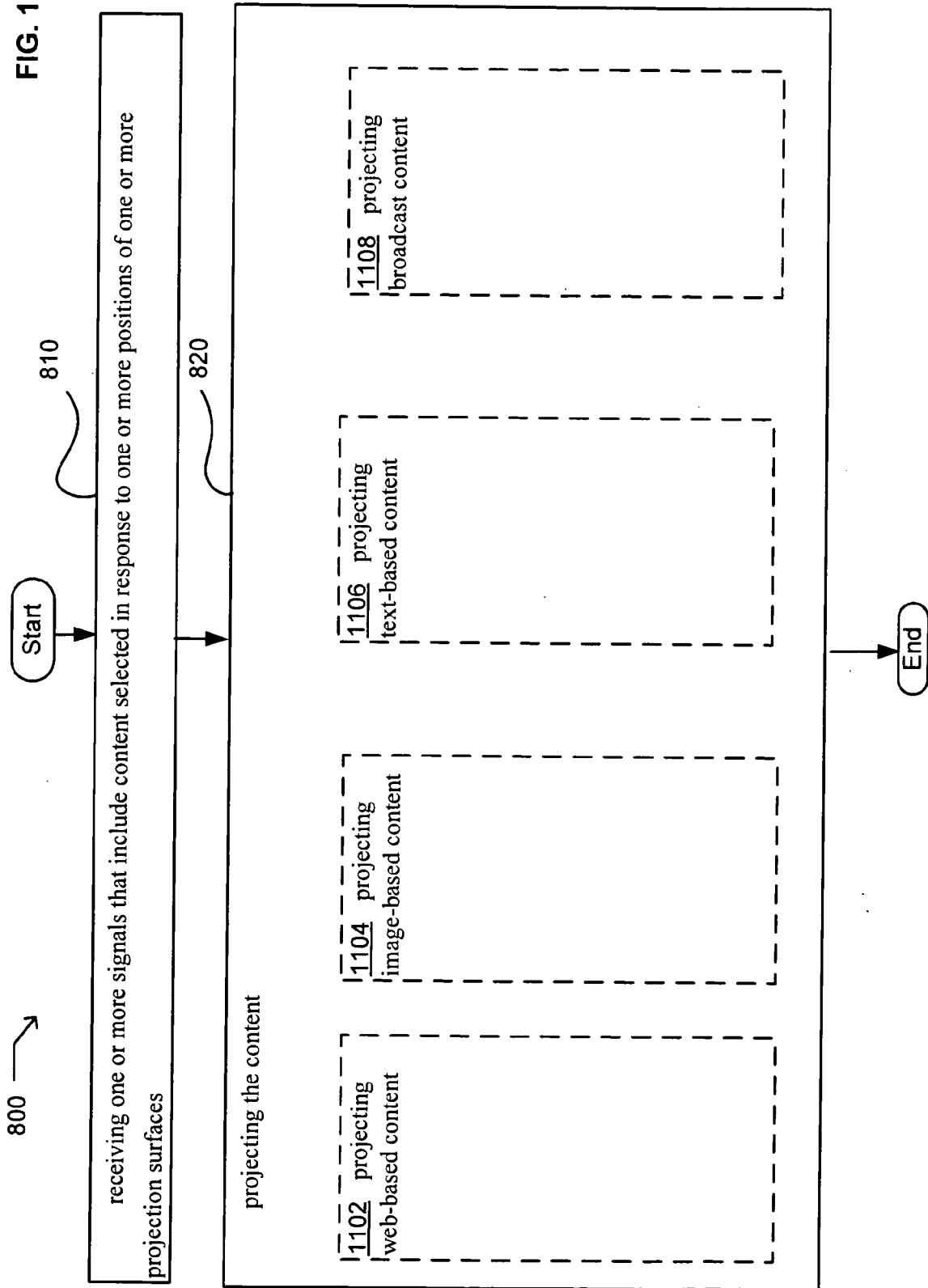


FIG. 12

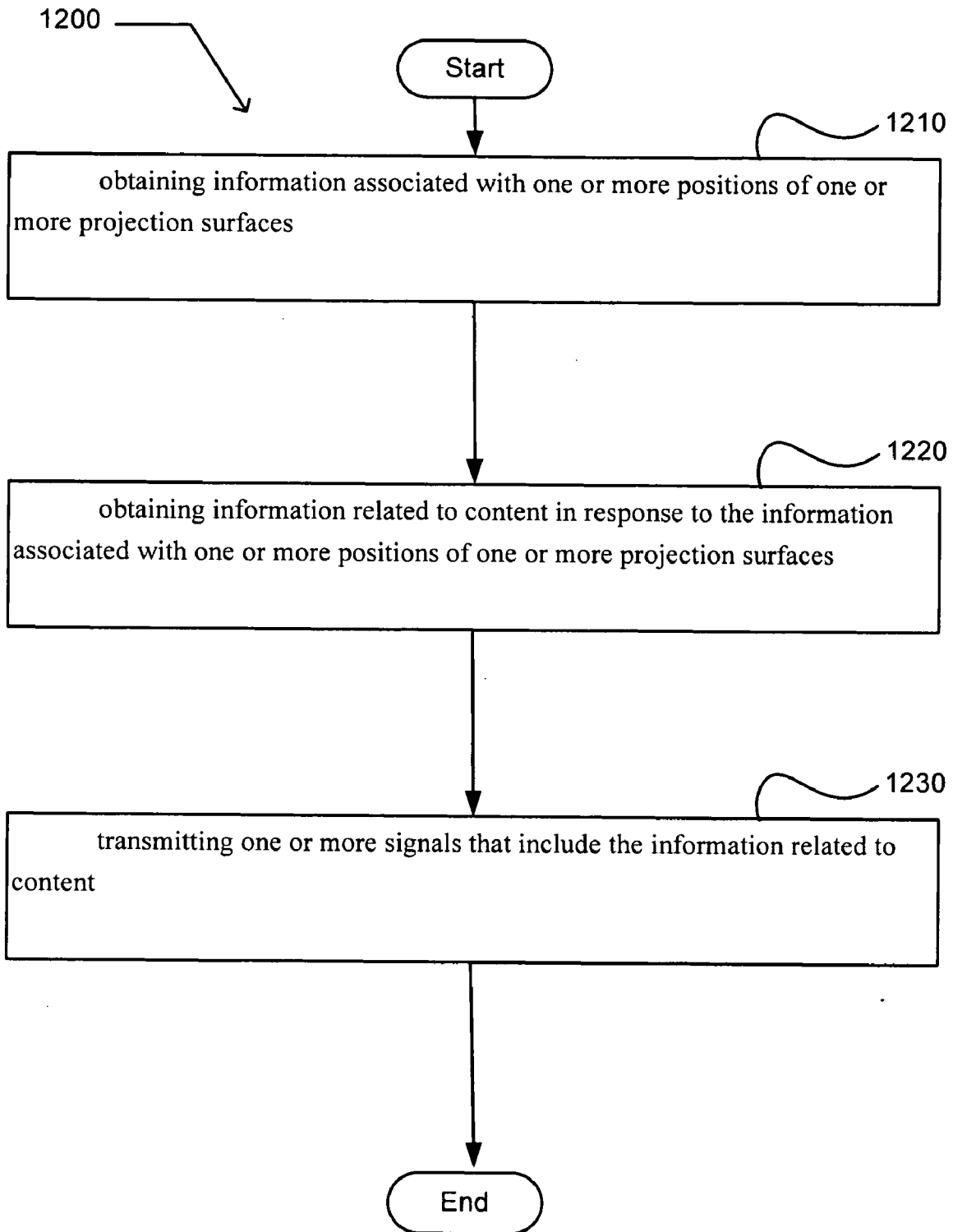


FIG. 13

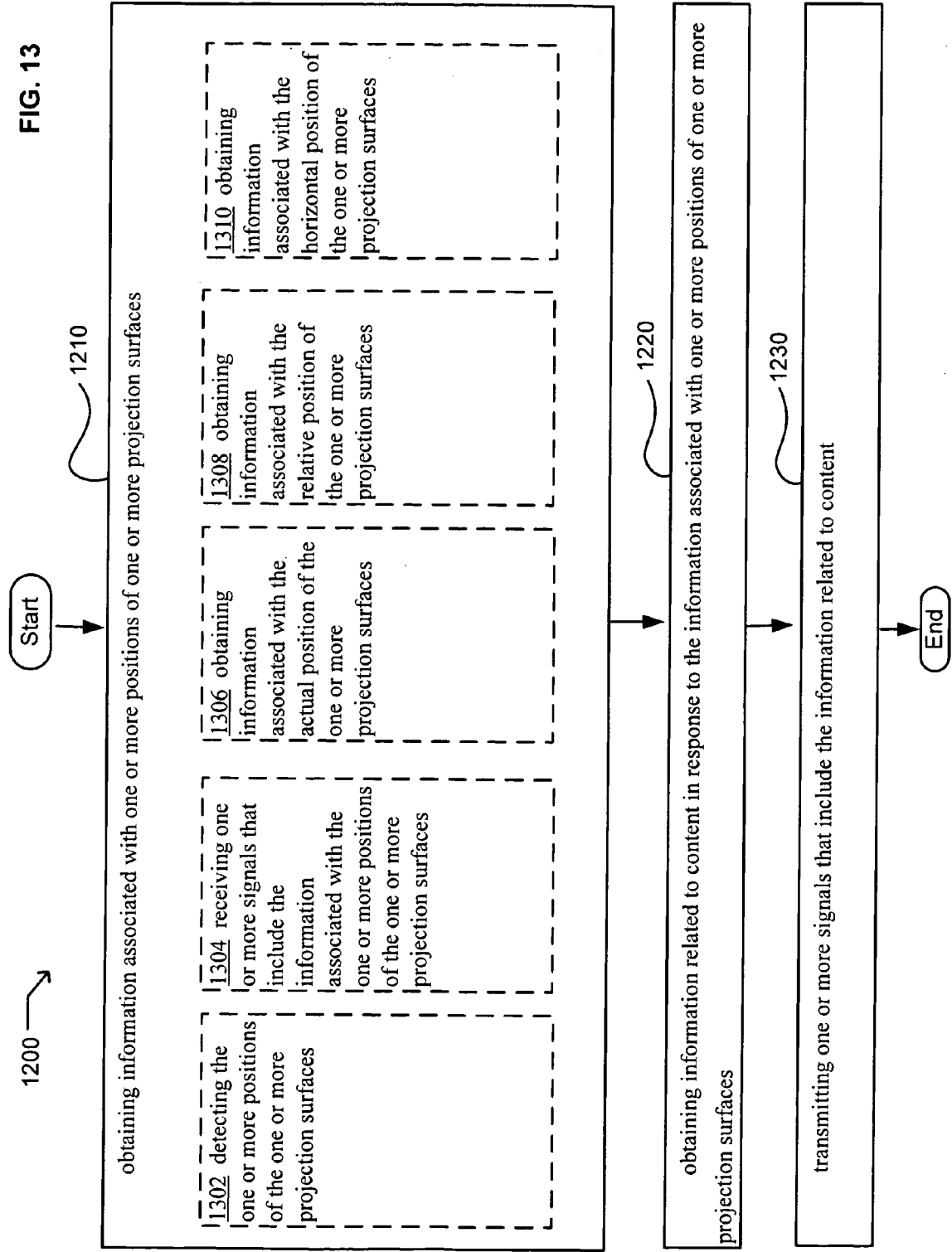


FIG. 14

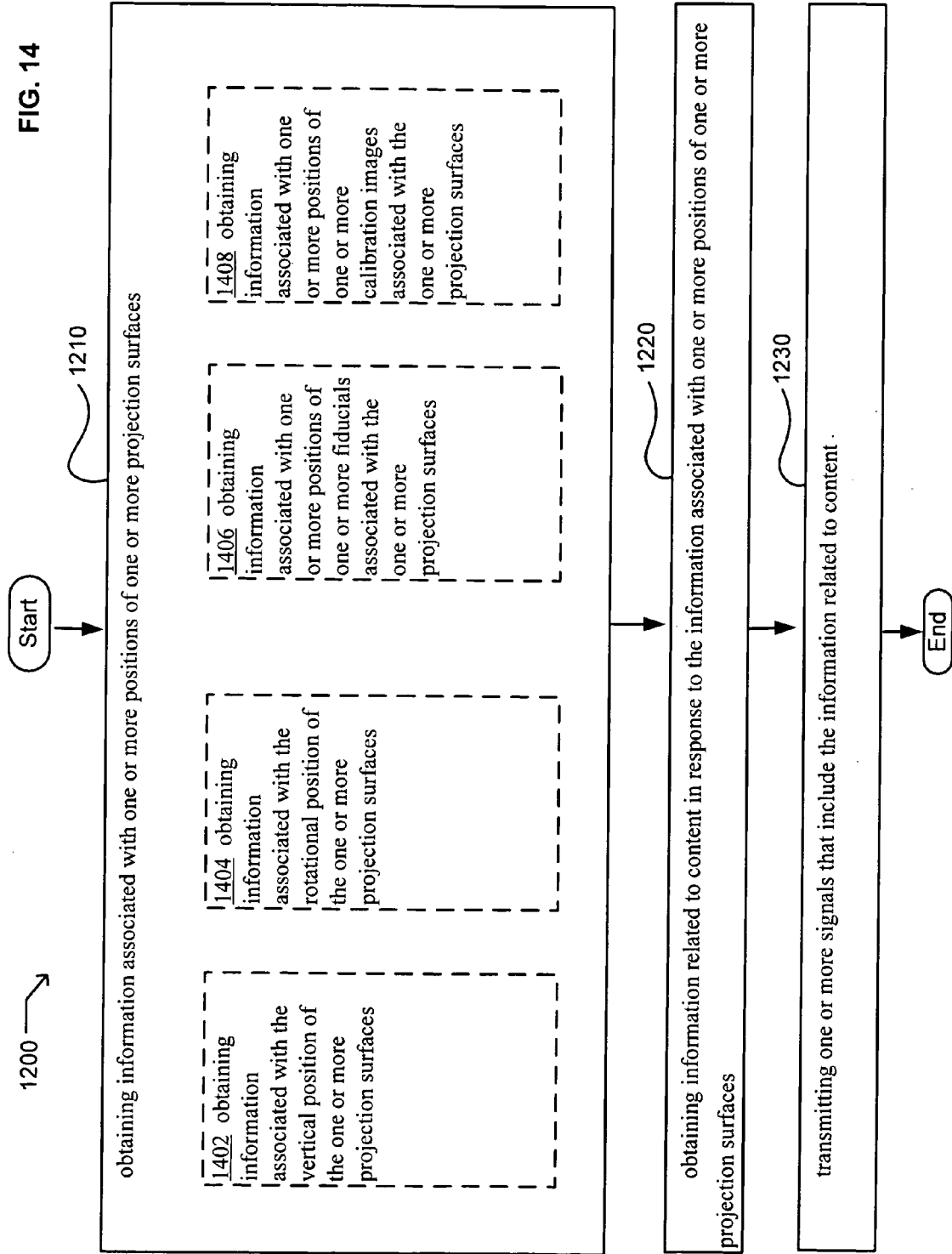


FIG. 15

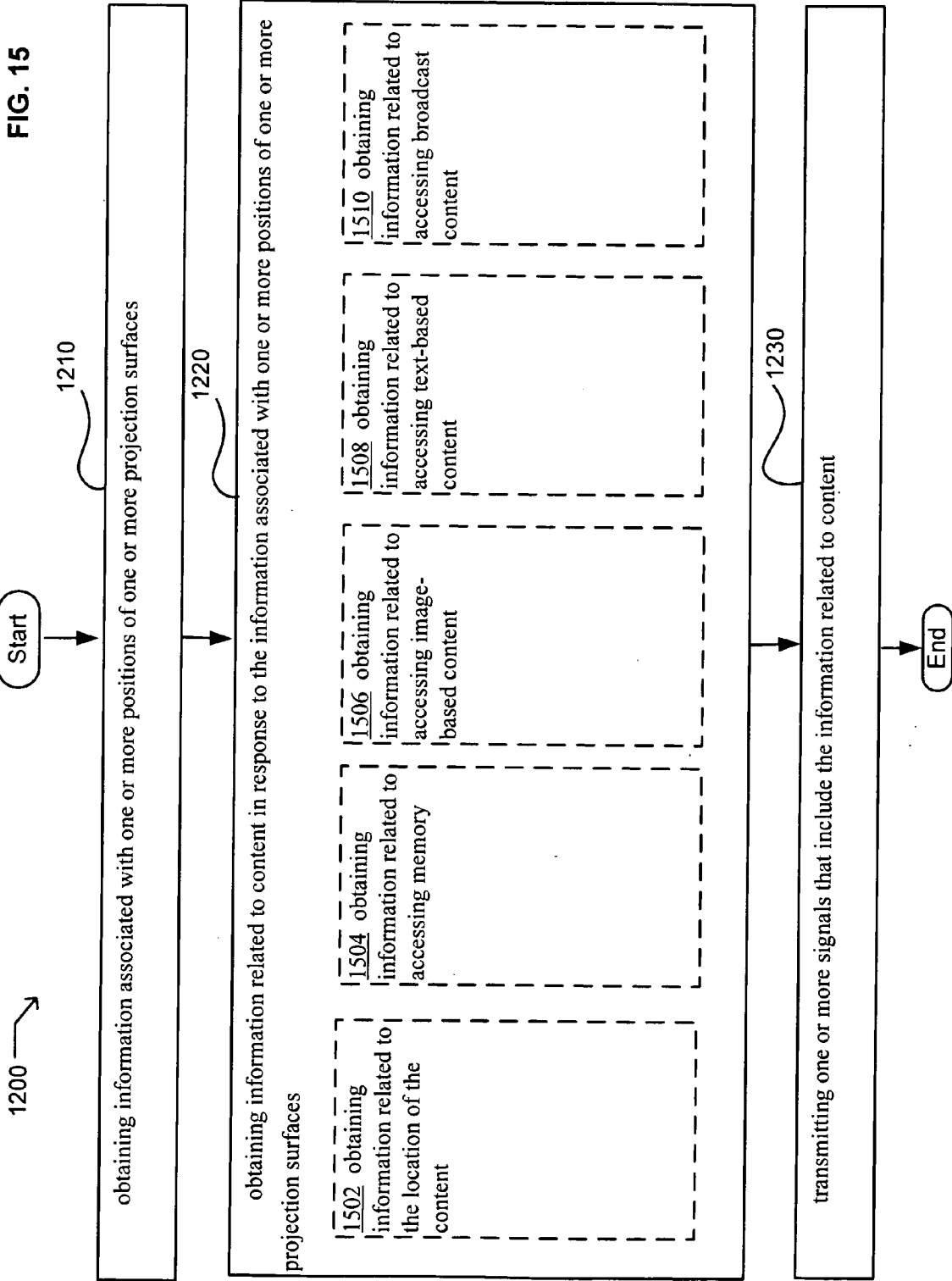


FIG. 16

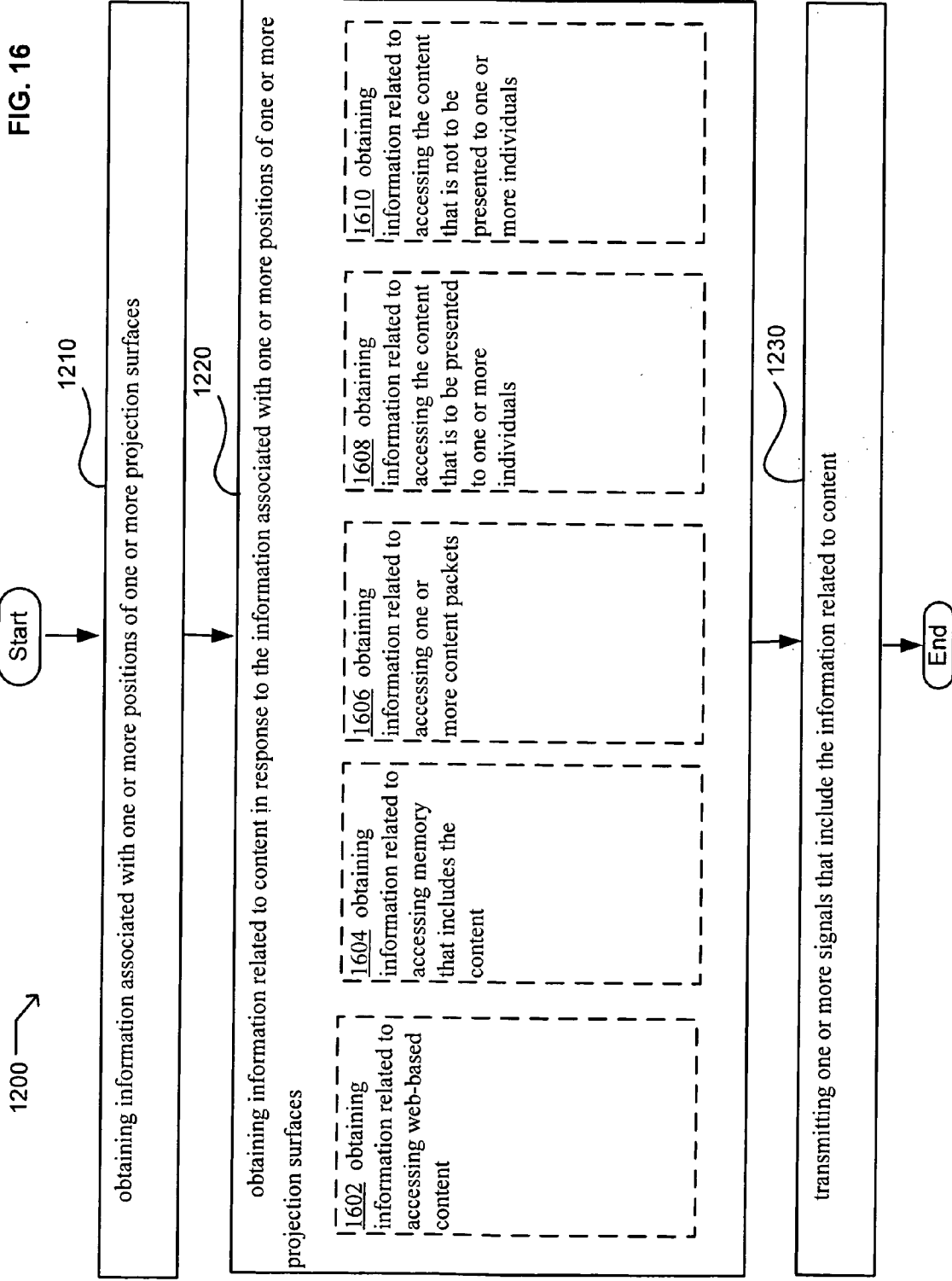


FIG. 17

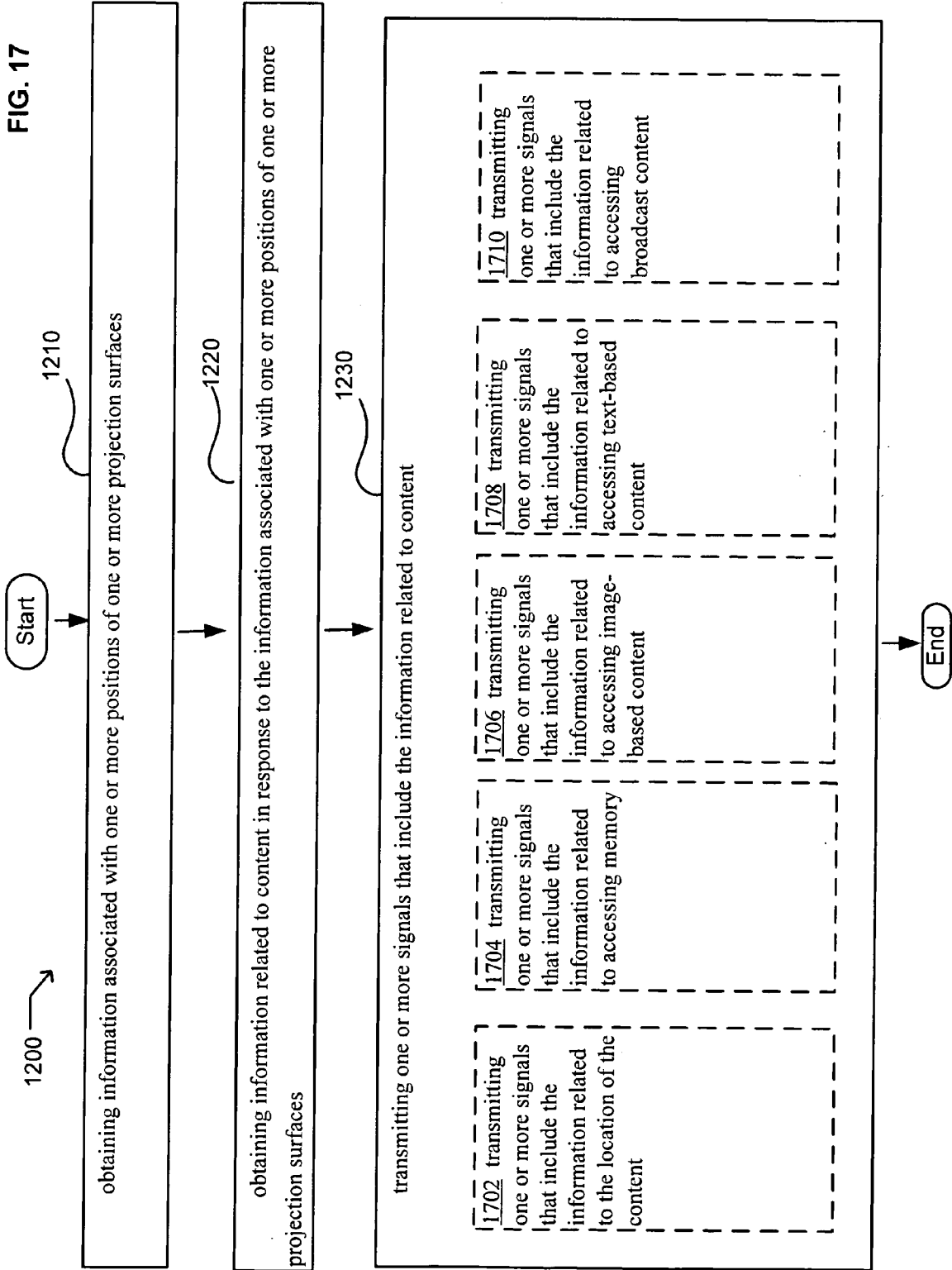


FIG. 18

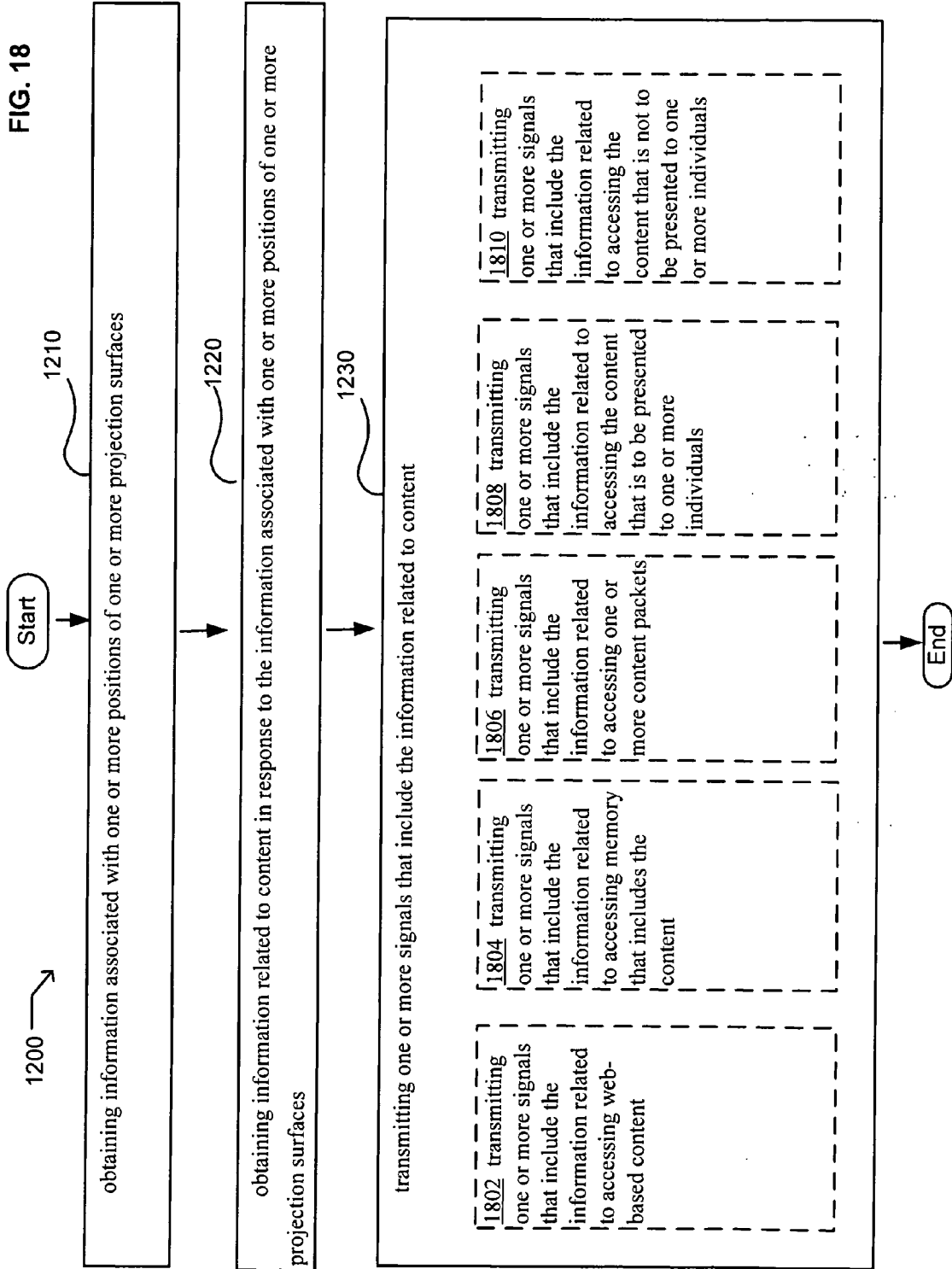


FIG. 19

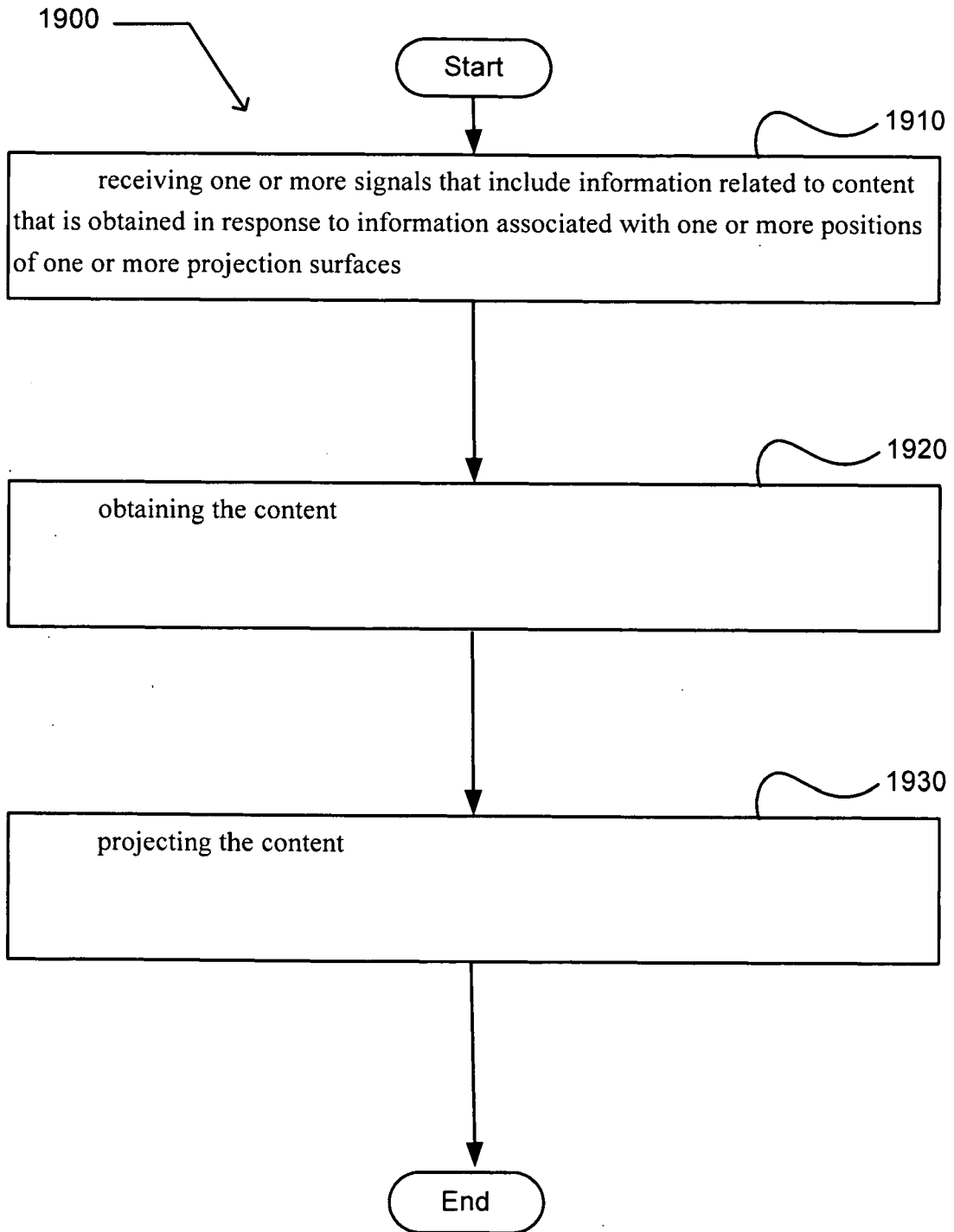


FIG. 20

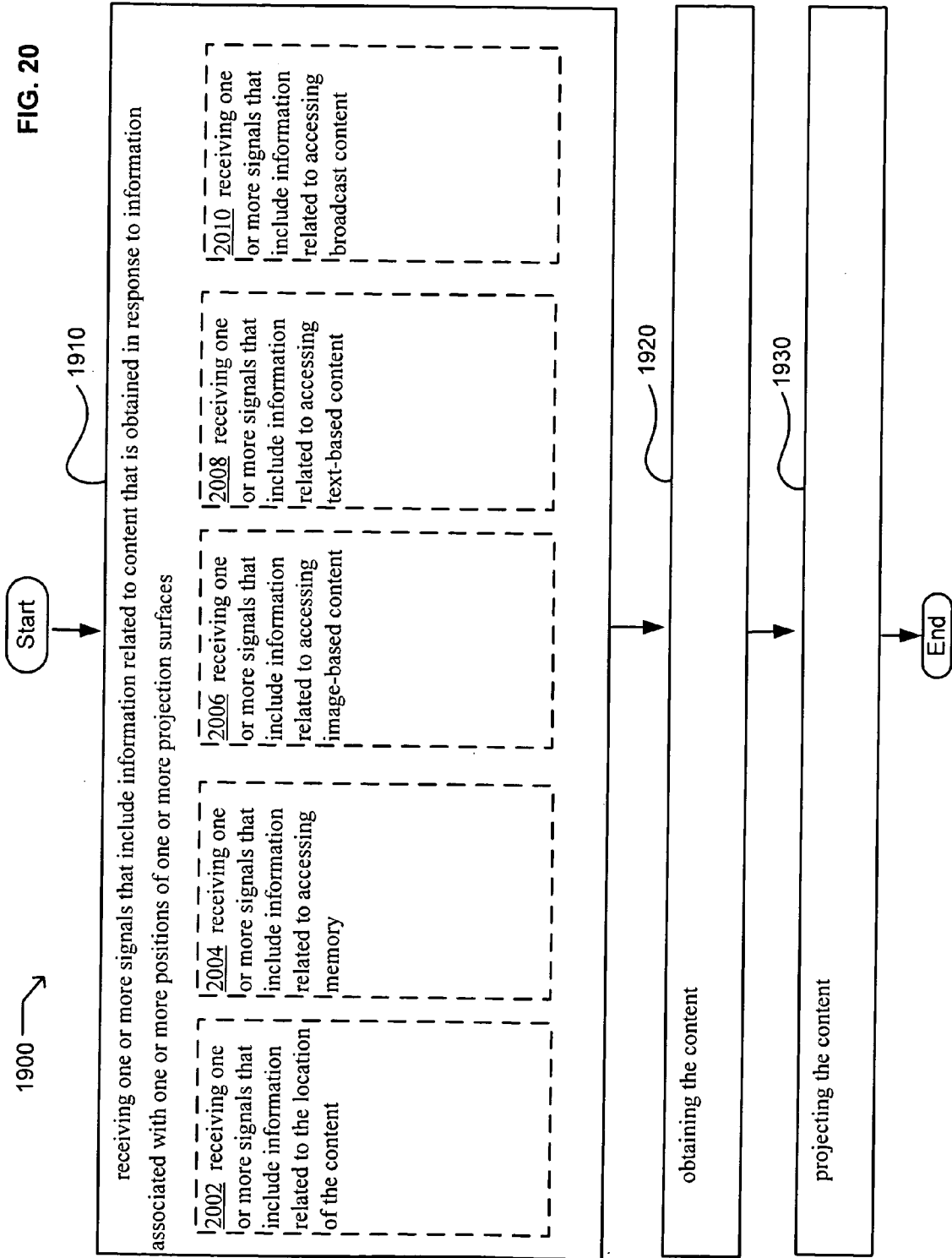


FIG. 21

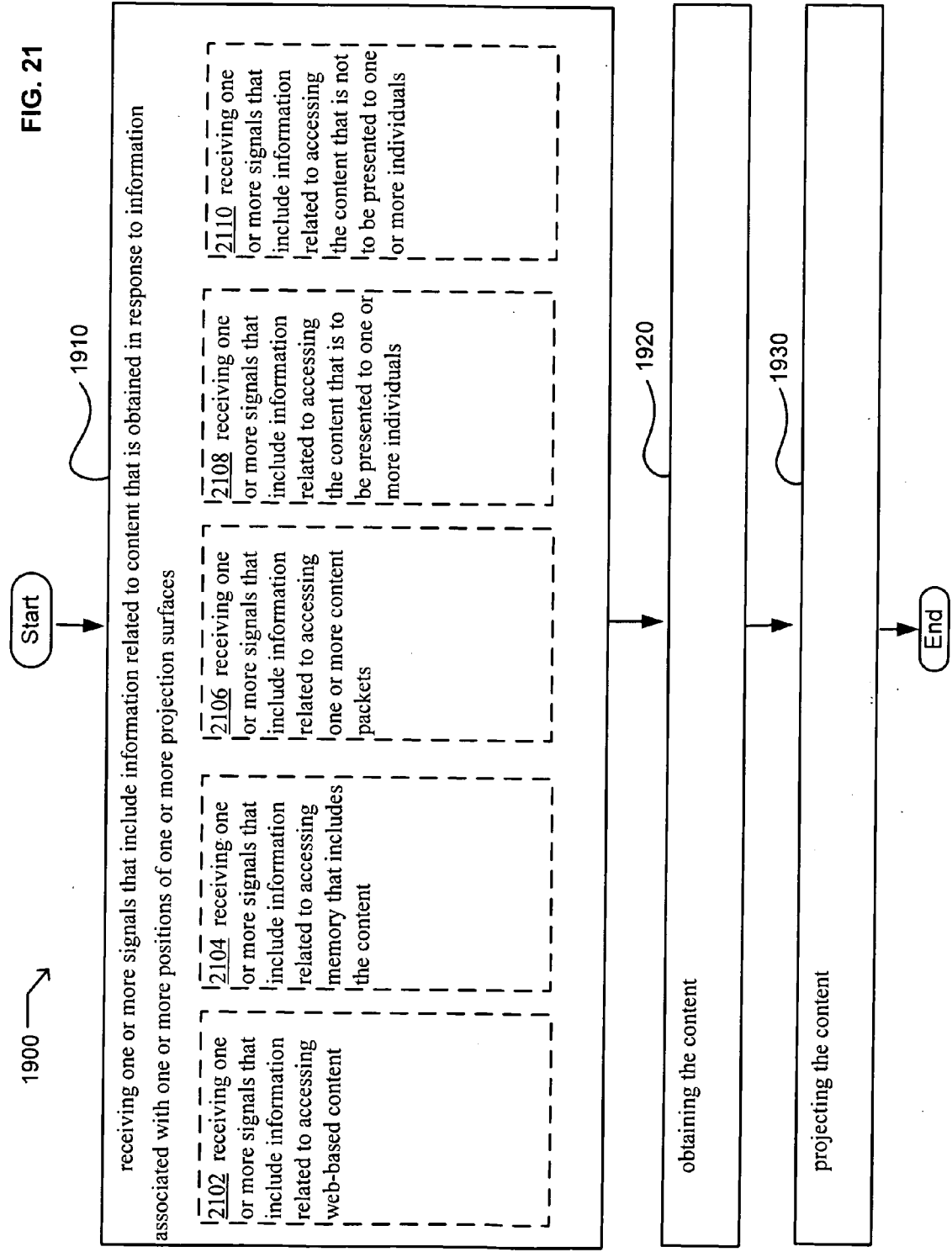


FIG. 22

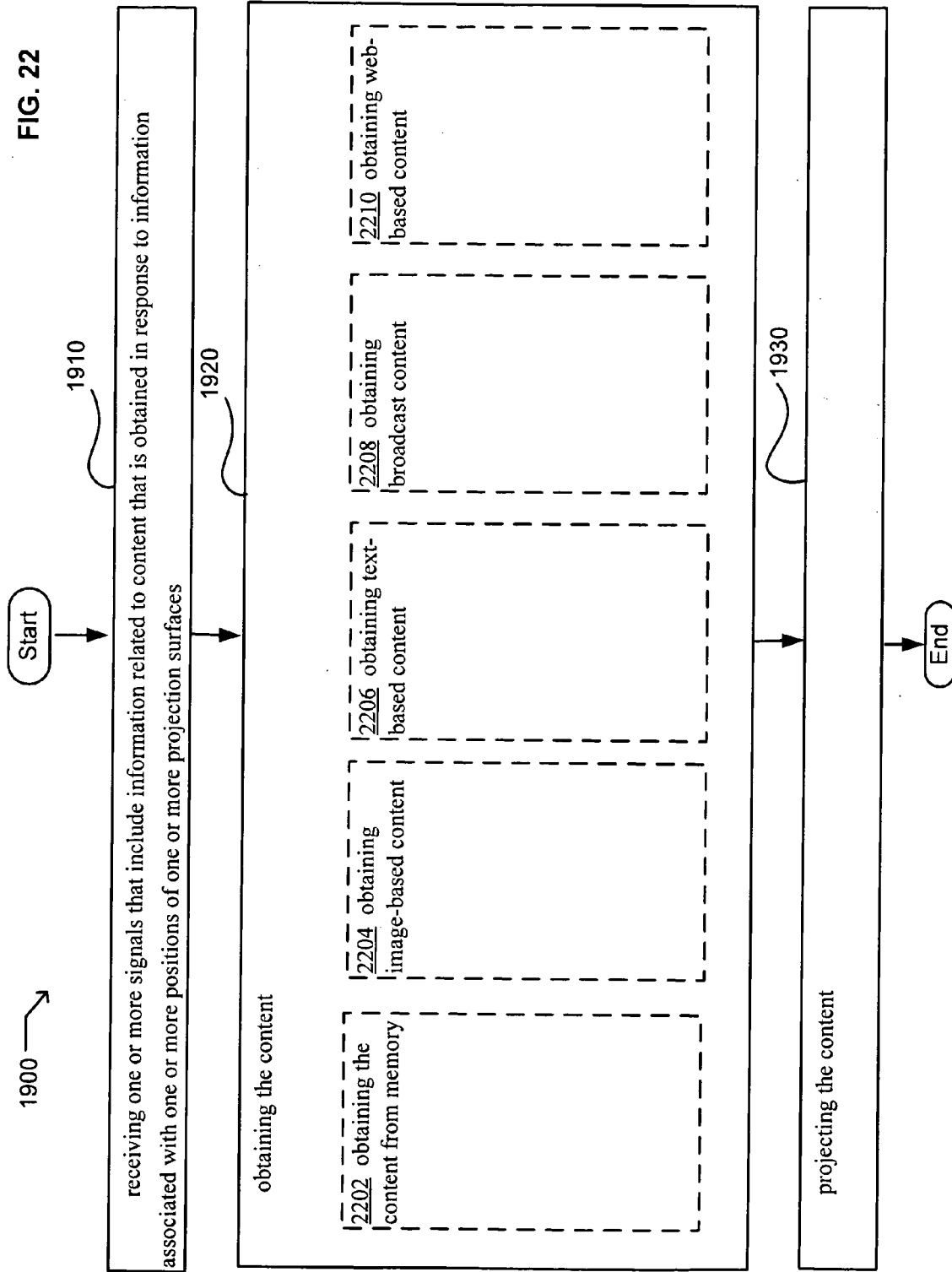


FIG. 23

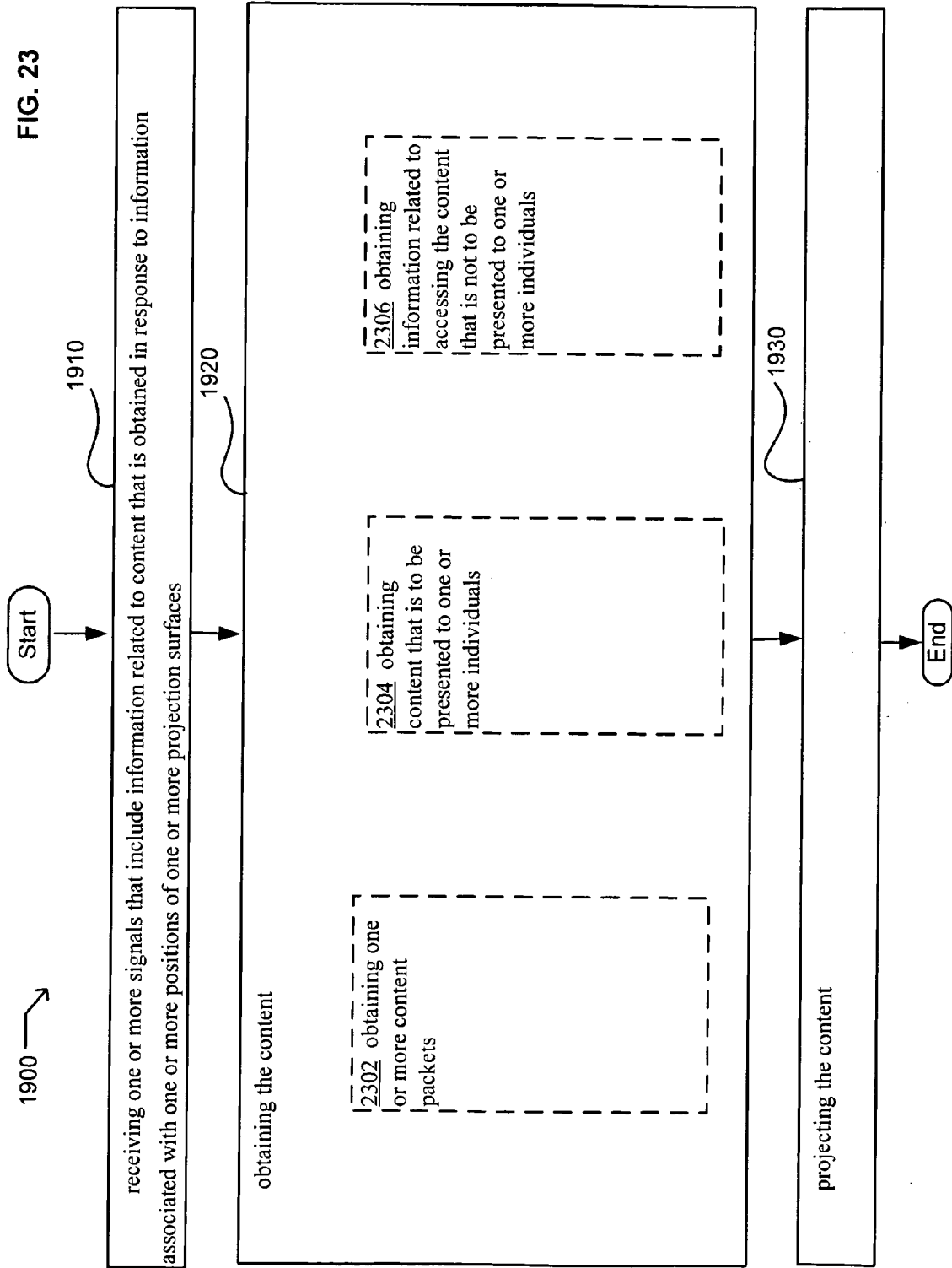
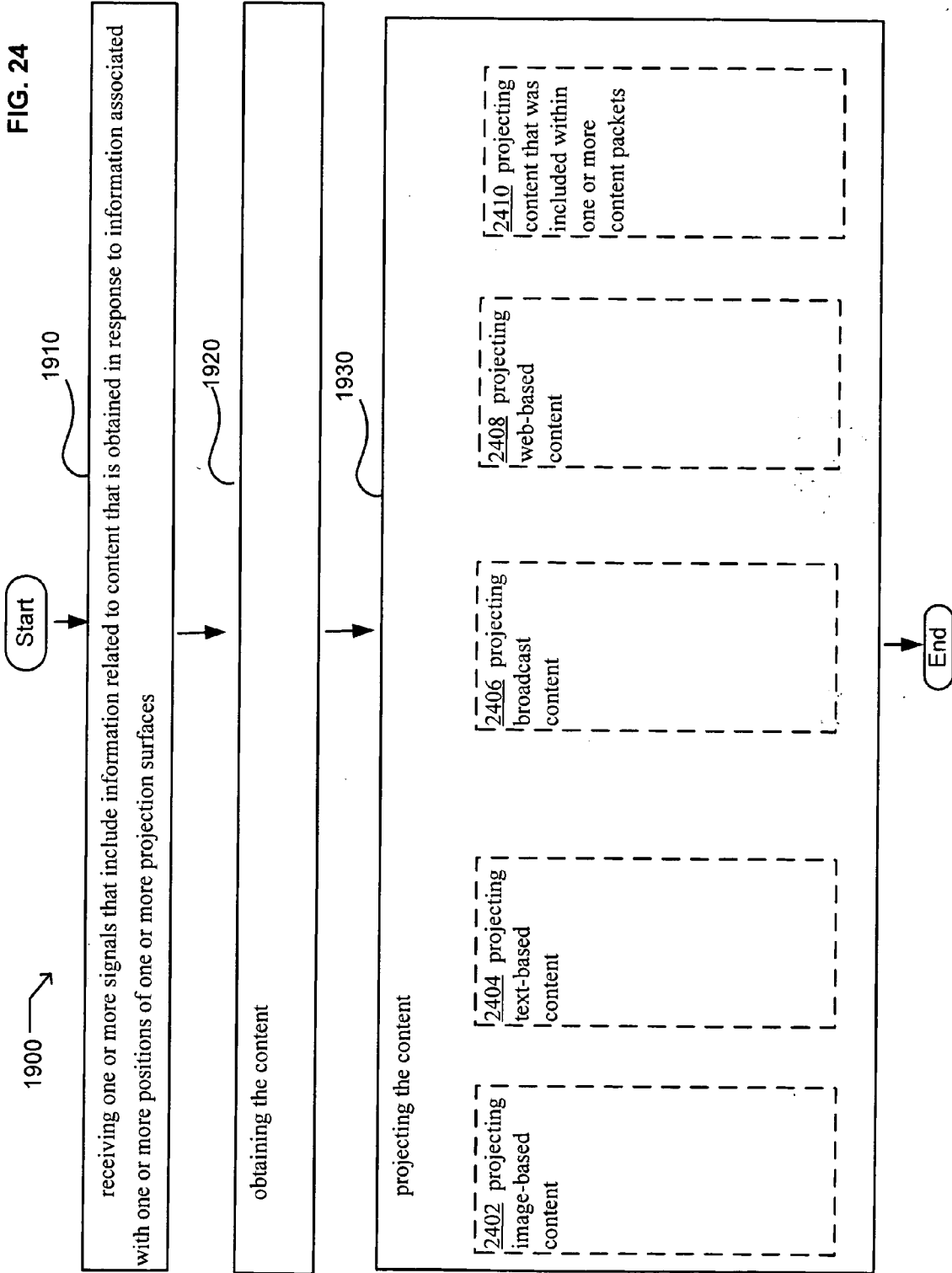


FIG. 24



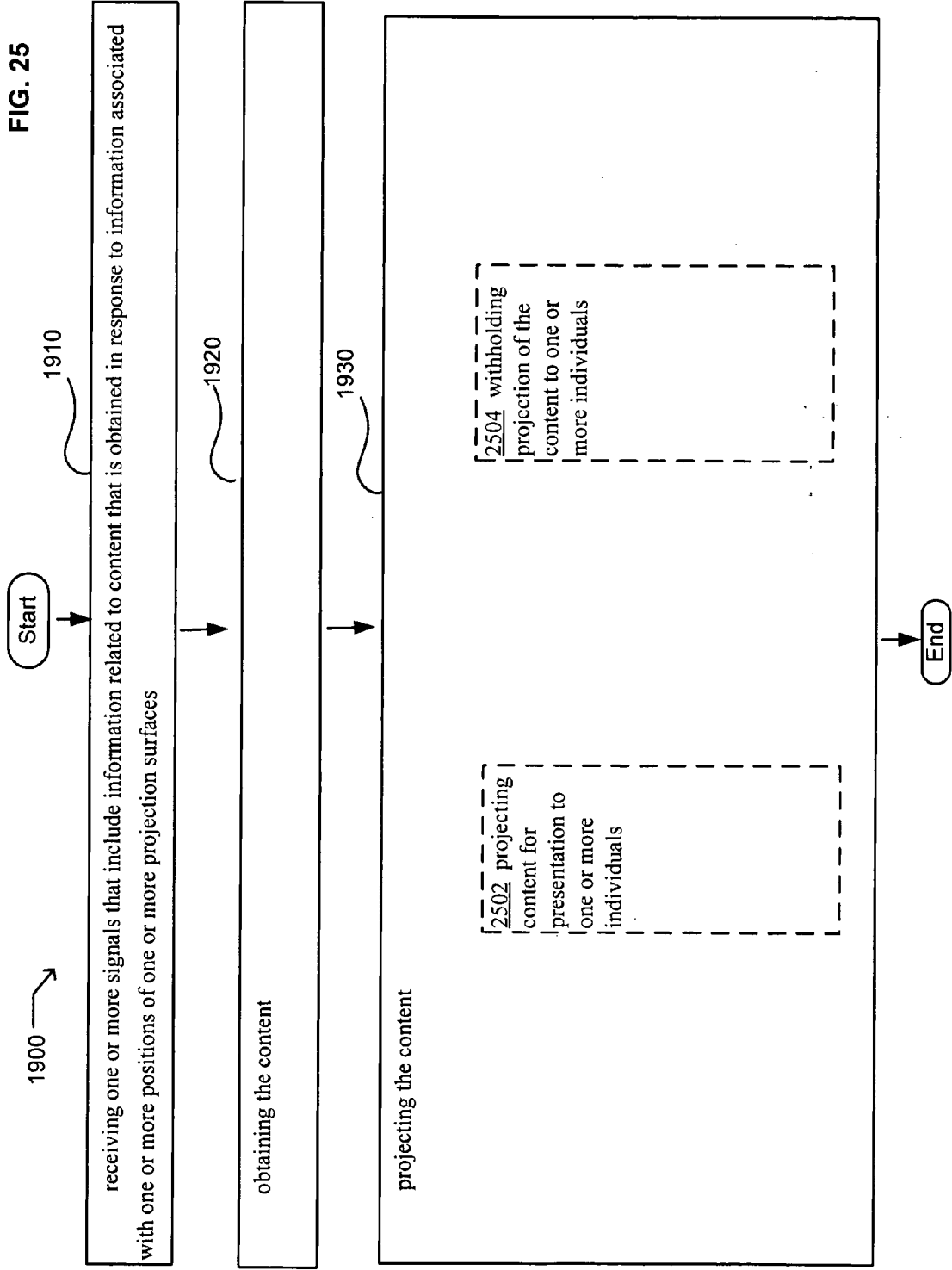


FIG. 26

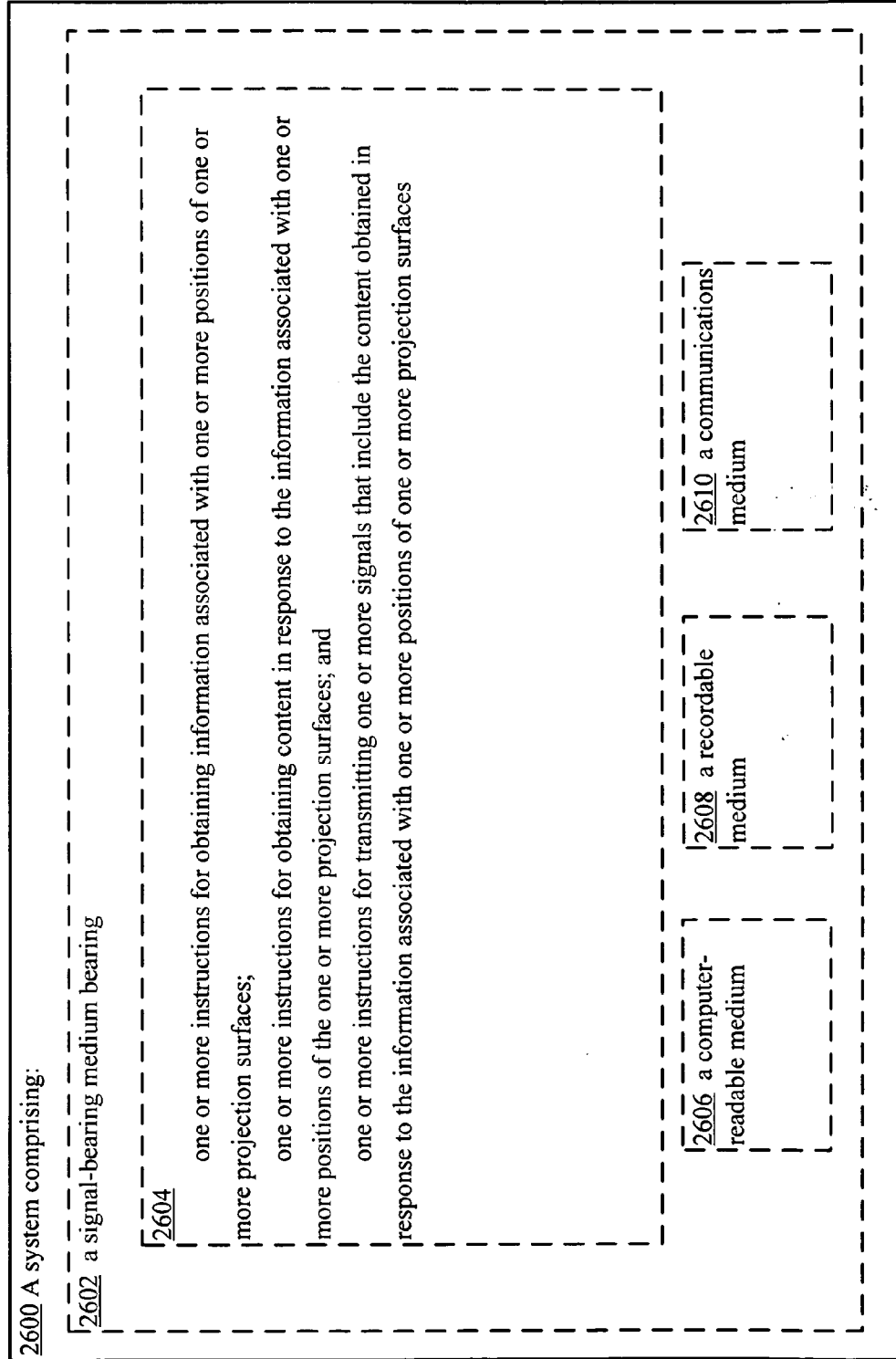


FIG. 27

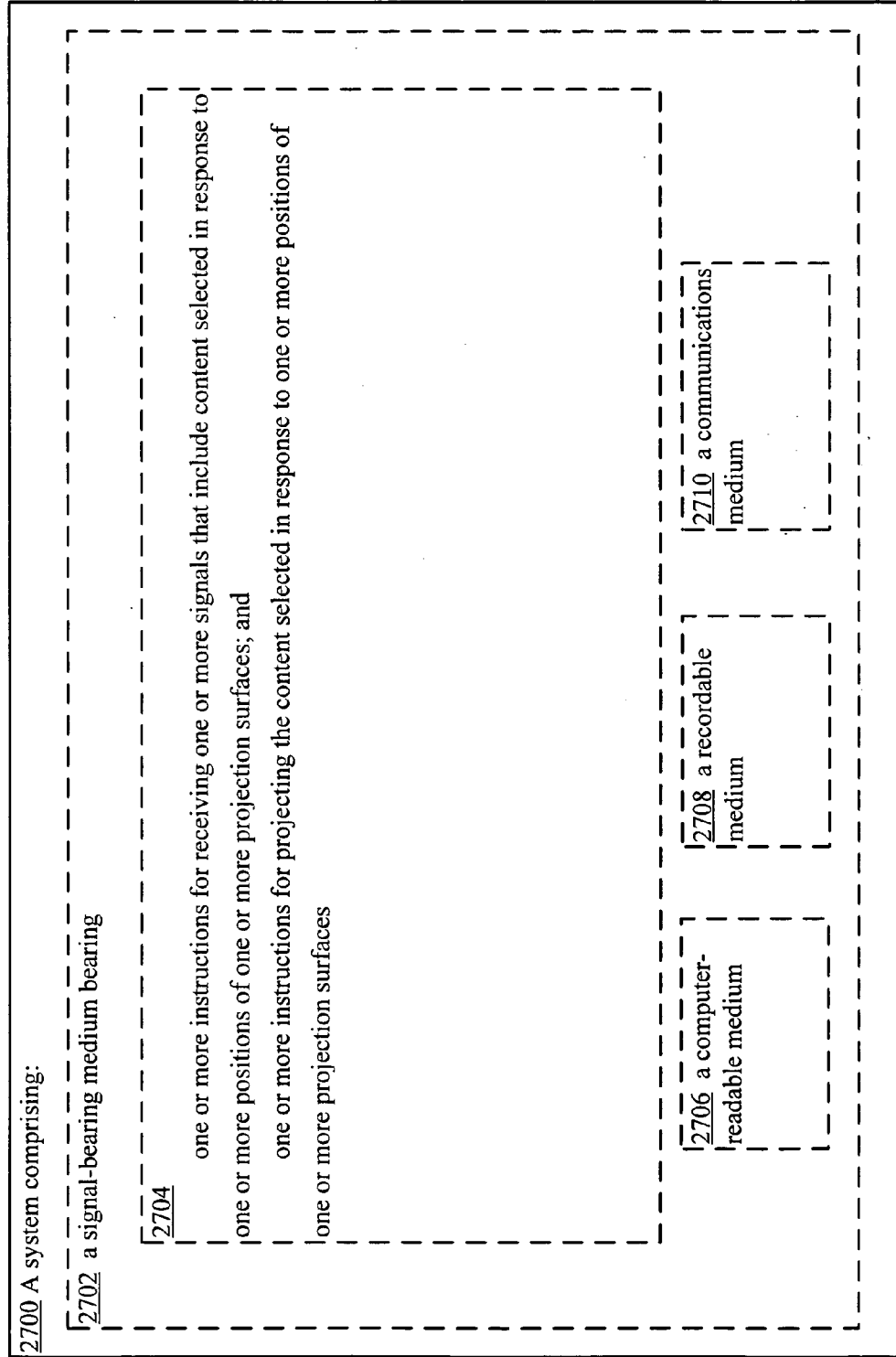


FIG. 28

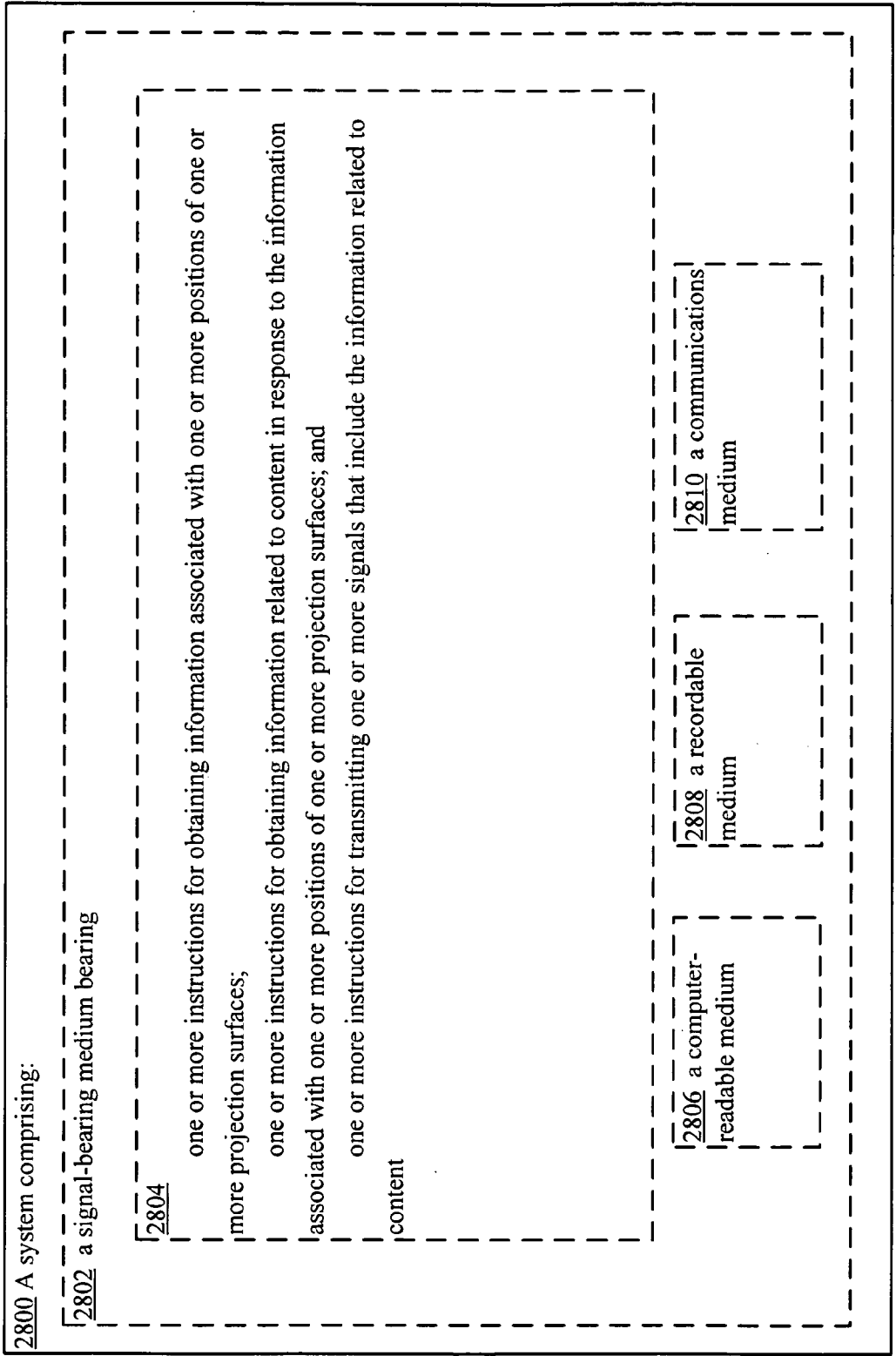
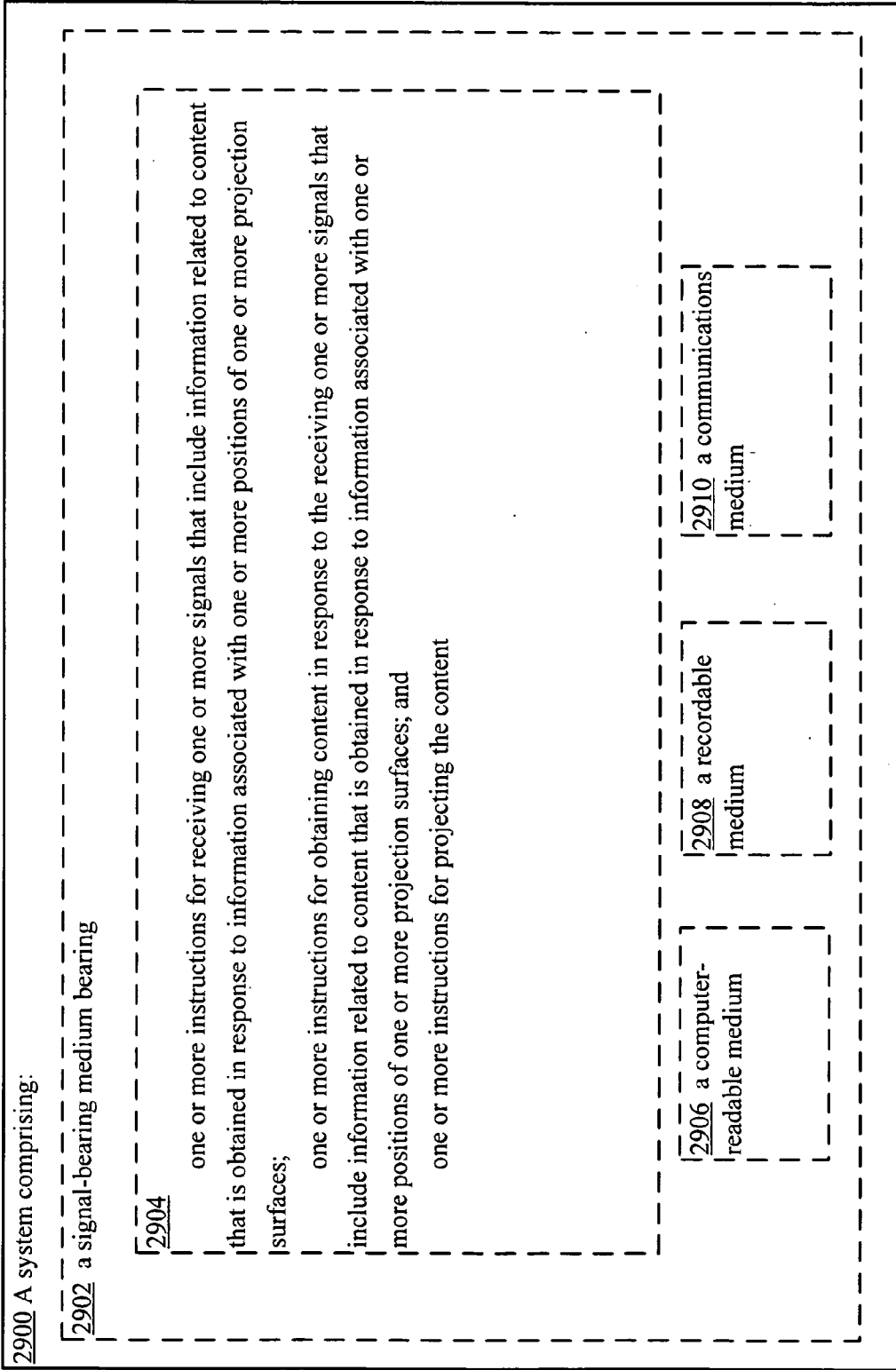


FIG. 29



METHODS AND SYSTEMS FOR PROJECTING IN RESPONSE TO POSITION

CROSS-REFERENCE TO RELATED APPLICATIONS

[0001] The present application is related to and claims the benefit of the earliest available effective filing date(s) from the following listed application(s) (the "Related Applications") (e.g., claims earliest available priority dates for other than provisional patent applications or claims benefits under 35 USC §119(e) for provisional patent applications, for any and all parent, grandparent, great-grandparent, etc. applications of the Related Application(s)).

RELATED APPLICATIONS

[0002] For purposes of the USPTO extra-statutory requirements, the present application constitutes a continuation-in-part of U.S. patent application Ser. No. 12/214,422, entitled SYSTEMS AND DEVICES, naming Edward K. Y. Jung, Eric C. Leuthardt, Royce A. Levien, Robert W. Lord, Mark A. Malamud, John D. Rinaldo, Jr., and Lowell L. Wood, Jr. as inventors, filed 17 Jun. 2008, which is currently co-pending, or is an application of which a currently co-pending application is entitled to the benefit of the filing date.

[0003] For purposes of the USPTO extra-statutory requirements, the present application constitutes a continuation-in-part of U.S. patent application Ser. No. 12/217,118, entitled MOTION RESPONSIVE DEVICES AND SYSTEMS, naming Edward K. Y. Jung, Eric C. Leuthardt, Royce A. Levien, Robert W. Lord, Mark A. Malamud, John D. Rinaldo, Jr., and Lowell L. Wood, Jr. as inventors, filed 30 Jun. 2008, which is currently co-pending, or is an application of which a currently co-pending application is entitled to the benefit of the filing date.

[0004] For purposes of the USPTO extra-statutory requirements, the present application constitutes a continuation-in-part of U.S. patent application Ser. No. 12/217,116, entitled SYSTEMS AND METHODS FOR PROJECTING, naming Edward K. Y. Jung, Eric C. Leuthardt, Royce A. Levien, Robert W. Lord, Mark A. Malamud, John D. Rinaldo, Jr., and Lowell L. Wood, Jr. as inventors, filed 30 Jun. 2008, which is currently co-pending, or is an application of which a currently co-pending application is entitled to the benefit of the filing date.

[0005] For purposes of the USPTO extra-statutory requirements, the present application constitutes a continuation-in-part of U.S. patent application Ser. No. 12/217,115, entitled SYSTEMS AND METHODS FOR TRANSMITTING INFORMATION ASSOCIATED WITH PROJECTING, naming Edward K. Y. Jung, Eric C. Leuthardt, Royce A. Levien, Robert W. Lord, Mark A. Malamud, John D. Rinaldo, Jr., and Lowell L. Wood, Jr. as inventors, filed 30 Jun. 2008, which is currently co-pending, or is an application of which a currently co-pending application is entitled to the benefit of the filing date.

[0006] For purposes of the USPTO extra-statutory requirements, the present application constitutes a continuation-in-part of U.S. patent application Ser. No. 12/217,123, entitled SYSTEMS AND METHODS FOR RECEIVING INFORMATION ASSOCIATED WITH PROJECTING, naming Edward K. Y. Jung, Eric C. Leuthardt, Royce A. Levien, Robert W. Lord, Mark A. Malamud, John D. Rinaldo, Jr., and Lowell L. Wood, Jr. as inventors, filed 30 Jun. 2008, which is

currently co-pending, or is an application of which a currently co-pending application is entitled to the benefit of the filing date.

[0007] For purposes of the USPTO extra-statutory requirements, the present application constitutes a continuation-in-part of U.S. patent application Ser. No. 12/217,135, entitled SYSTEMS AND METHODS FOR PROJECTING IN RESPONSE TO POSITION, naming Edward K. Y. Jung, Eric C. Leuthardt, Royce A. Levien, Robert W. Lord, Mark A. Malamud, John D. Rinaldo, Jr., and Lowell L. Wood, Jr. as inventors, filed 30 Jun. 2008, which is currently co-pending, or is an application of which a currently co-pending application is entitled to the benefit of the filing date.

[0008] For purposes of the USPTO extra-statutory requirements, the present application constitutes a continuation-in-part of U.S. patent application Ser. No. 12/217,117, entitled SYSTEMS AND METHODS FOR PROJECTING IN RESPONSE TO CONFORMATION, naming Edward K. Y. Jung, Eric C. Leuthardt, Royce A. Levien, Robert W. Lord, Mark A. Malamud, John D. Rinaldo, Jr., and Lowell L. Wood, Jr. as inventors, filed 30 Jun. 2008, which is currently co-pending, or is an application of which a currently co-pending application is entitled to the benefit of the filing date.

[0009] For purposes of the USPTO extra-statutory requirements, the present application constitutes a continuation-in-part of U.S. patent application Ser. No. 12/218,269, entitled SYSTEMS AND METHODS FOR PROJECTING IN RESPONSE TO POSITION, naming Edward K. Y. Jung, Eric C. Leuthardt, Royce A. Levien, Richard T. Lord, Robert W. Lord, Mark A. Malamud, John D. Rinaldo, Jr., and Lowell L. Wood, Jr. as inventors, filed 11 Jul. 2008, which is currently co-pending, or is an application of which a currently co-pending application is entitled to the benefit of the filing date.

[0010] For purposes of the USPTO extra-statutory requirements, the present application constitutes a continuation-in-part of U.S. patent application Ser. No. 12/218,266, entitled SYSTEMS AND METHODS FOR PROJECTING IN RESPONSE TO POSITION, naming Edward K. Y. Jung, Eric C. Leuthardt, Royce A. Levien, Richard T. Lord, Robert W. Lord, Mark A. Malamud, John D. Rinaldo, Jr., and Lowell L. Wood, Jr. as inventors, filed 11 Jul. 2008, which is currently co-pending, or is an application of which a currently co-pending application is entitled to the benefit of the filing date.

[0011] For purposes of the USPTO extra-statutory requirements, the present application constitutes a continuation-in-part of U.S. patent application Ser. No. 12/218,267, entitled SYSTEMS AND METHODS FOR PROJECTING IN RESPONSE TO CONFORMATION, naming Edward K. Y. Jung, Eric C. Leuthardt, Royce A. Levien, Richard T. Lord, Robert W. Lord, Mark A. Malamud, John D. Rinaldo, Jr., and Lowell L. Wood, Jr. as inventors, filed 11 Jul. 2008, which is currently co-pending, or is an application of which a currently co-pending application is entitled to the benefit of the filing date.

[0012] For purposes of the USPTO extra-statutory requirements, the present application constitutes a continuation-in-part of U.S. patent application Ser. No. 12/218,268, entitled SYSTEMS AND METHODS FOR PROJECTING IN RESPONSE TO CONFORMATION, naming Edward K. Y. Jung, Eric C. Leuthardt, Royce A. Levien, Richard T. Lord, Robert W. Lord, Mark A. Malamud, John D. Rinaldo, Jr., and Lowell L. Wood, Jr. as inventors, filed 11 Jul. 2008, which is

currently co-pending, or is an application of which a currently co-pending application is entitled to the benefit of the filing date.

[0013] For purposes of the USPTO extra-statutory requirements, the present application constitutes a continuation-in-part of U.S. patent application Ser. No. 12/220,906, entitled METHODS AND SYSTEMS FOR RECEIVING AND TRANSMITTING SIGNALS ASSOCIATED WITH PROJECTION, naming Edward K. Y. Jung, Eric C. Leuthardt, Royce A. Levien, Richard T. Lord, Robert W. Lord, Mark A. Malamud, John D. Rinaldo, Jr., and Lowell L. Wood, Jr. as inventors, filed 28 Jul. 2008, which is currently co-pending, or is an application of which a currently co-pending application is entitled to the benefit of the filing date.

[0014] For purposes of the USPTO extra-statutory requirements, the present application constitutes a continuation-in-part of U.S. patent application Ser. No. UNKNOWN, entitled PROJECTION IN RESPONSE TO POSITION, naming Edward K. Y. Jung, Eric C. Leuthardt, Royce A. Levien, Richard T. Lord, Robert W. Lord, Mark A. Malamud, John D. Rinaldo, Jr., and Lowell L. Wood, Jr. as inventors, filed 22 Aug. 2008, which is currently co-pending, or is an application of which a currently co-pending application is entitled to the benefit of the filing date.

[0015] For purposes of the USPTO extra-statutory requirements, the present application constitutes a continuation-in-part of U.S. patent application Ser. No. UNKNOWN, entitled PROJECTION IN RESPONSE TO CONFORMATION, naming Edward K. Y. Jung, Eric C. Leuthardt, Royce A. Levien, Richard T. Lord, Robert W. Lord, Mark A. Malamud, John D. Rinaldo, Jr., and Lowell L. Wood, Jr. as inventors, filed 22 Aug. 2008, which is currently co-pending, or is an application of which a currently co-pending application is entitled to the benefit of the filing date.

[0016] For purposes of the USPTO extra-statutory requirements, the present application constitutes a continuation-in-part of U.S. patent application Ser. No. UNKNOWN, entitled METHODS AND SYSTEMS FOR PROJECTING IN RESPONSE TO POSITION, naming Edward K. Y. Jung, Eric C. Leuthardt, Royce A. Levien, Richard T. Lord, Robert W. Lord, Mark A. Malamud, John D. Rinaldo, Jr., and Lowell L. Wood, Jr. as inventors, filed 22 Aug. 2008, which is currently co-pending, or is an application of which a currently co-pending application is entitled to the benefit of the filing date.

[0017] For purposes of the USPTO extra-statutory requirements, the present application constitutes a continuation-in-part of U.S. patent application Ser. No. UNKNOWN, entitled METHODS AND SYSTEMS FOR PROJECTING IN RESPONSE TO CONFORMATION, naming Edward K. Y. Jung, Eric C. Leuthardt, Royce A. Levien, Richard T. Lord, Robert W. Lord, Mark A. Malamud, John D. Rinaldo, Jr., and Lowell L. Wood, Jr. as inventors, filed 22 Aug. 2008, which is currently co-pending, or is an application of which a currently co-pending application is entitled to the benefit of the filing date.

[0018] For purposes of the USPTO extra-statutory requirements, the present application constitutes a continuation-in-part of U.S. patent application Ser. No. UNKNOWN, entitled METHODS AND SYSTEMS FOR PROJECTING IN RESPONSE TO CONFORMATION, naming Edward K. Y. Jung, Eric C. Leuthardt, Royce A. Levien, Richard T. Lord, Robert W. Lord, Mark A. Malamud, John D. Rinaldo, Jr., and Lowell L. Wood, Jr. as inventors, filed 22 Aug. 2008, which is

currently co-pending, or is an application of which a currently co-pending application is entitled to the benefit of the filing date.

[0019] The United States Patent Office (USPTO) has published a notice to the effect that the USPTO's computer programs require that patent applicants reference both a serial number and indicate whether an application is a continuation or continuation-in-part. Stephen G. Kunin, Benefit of Prior-Filed Application, USPTO Official Gazette Mar. 18, 2003, available at <http://www.uspto.gov/web/offices/com/sol/og/2003/week11/patbene.htm>. The present Applicant Entity (hereinafter "Applicant") has provided above a specific reference to the application(s) from which priority is being claimed as recited by statute. Applicant understands that the statute is unambiguous in its specific reference language and does not require either a serial number or any characterization, such as "continuation" or "continuation-in-part," for claiming priority to U.S. patent applications. Notwithstanding the foregoing, Applicant understands that the USPTO's computer programs have certain data entry requirements, and hence Applicant is designating the present application as a continuation-in-part of its parent applications as set forth above, but expressly points out that such designations are not to be construed in any way as any type of commentary and/or admission as to whether or not the present application contains any new matter in addition to the matter of its parent application(s).

[0020] All subject matter of the Related Applications and of any and all parent, grandparent, great-grandparent, etc. applications of the Related Applications is incorporated herein by reference to the extent such subject matter is not inconsistent herewith.

TECHNICAL FIELD

[0021] The present disclosure relates to systems and methods that are related to projection in response to position.

SUMMARY

[0022] In one aspect, a method includes but is not limited to obtaining information associated with one or more positions of one or more projection surfaces, obtaining content in response to the information associated with one or more positions of the one or more projection surfaces, and transmitting one or more signals that include the content obtained in response to the one or more positions of the one or more projection surfaces. In addition to the foregoing, other aspects are described in the claims, drawings, and text forming a part of the present disclosure.

[0023] In one aspect, a method includes but is not limited to receiving one or more signals that include content selected in response to one or more positions of one or more projection surfaces and projecting the content. In addition to the foregoing, other aspects are described in the claims, drawings, and text forming a part of the present disclosure.

[0024] In one aspect, a method includes but is not limited to obtaining information associated with one or more positions of one or more projection surfaces, obtaining information related to content in response to the information associated with one or more positions of one or more projection surfaces, and transmitting one or more signals that include the information related to content. In addition to the foregoing, other aspects are described in the claims, drawings, and text forming a part of the present disclosure.

ated with one or more positions of one or more projection surfaces, one or more instructions for obtaining content in response to the receiving one or more signals that include information related to content that is obtained in response to information associated with one or more positions of one or more projection surfaces, and one or more instructions for projecting the content. In addition to the foregoing, other system aspects are described in the claims, drawings, and text forming a part of the present disclosure.

[0038] In one or more various aspects, means include but are not limited to circuitry and/or programming for effecting the herein referenced functional aspects; the circuitry and/or programming can be virtually any combination of hardware, software, and/or firmware configured to effect the herein referenced functional aspects depending upon the design choices of the system designer. In addition to the foregoing, other system aspects means are described in the claims, drawings, and/or text forming a part of the present disclosure.

[0039] In one or more various aspects, related systems include but are not limited to circuitry and/or programming for effecting the herein-referenced method aspects; the circuitry and/or programming can be virtually any combination of hardware, software, and/or firmware configured to effect the herein referenced method aspects depending upon the design choices of the system designer. In addition to the foregoing, other system aspects are described in the claims, drawings, and/or text forming a part of the present application.

[0040] The foregoing is a summary and thus may contain simplifications, generalizations, inclusions, and/or omissions of detail; consequently, those skilled in the art will appreciate that the summary is illustrative only and is NOT intended to be in any way limiting. Other aspects, features, and advantages of the devices and/or processes and/or other subject matter described herein will become apparent in the teachings set forth herein.

BRIEF DESCRIPTION OF THE FIGURES

[0041] FIG. 1 illustrates an example system 100 in which embodiments may be implemented.

[0042] FIG. 1A illustrates embodiments of components shown in FIG. 1.

[0043] FIG. 1B illustrates embodiments of components shown in FIG. 1.

[0044] FIG. 1C illustrates embodiments of components shown in FIG. 1.

[0045] FIG. 2 illustrates an operational flow 200 representing example operations related to obtaining information associated with one or more positions of one or more projection surfaces, obtaining content in response to the information associated with one or more positions of the one or more projection surfaces, and transmitting one or more signals that include the content obtained in response to the one or more positions of the one or more projection surfaces.

[0046] FIG. 3 illustrates alternative embodiments of the example operation flow of FIG. 2.

[0047] FIG. 4 illustrates alternative embodiments of the example operation flow of FIG. 2.

[0048] FIG. 5 illustrates alternative embodiments of the example operation flow of FIG. 2.

[0049] FIG. 6 illustrates alternative embodiments of the example operation flow of FIG. 2.

[0050] FIG. 7 illustrates alternative embodiments of the example operation flow of FIG. 2.

[0051] FIG. 8 illustrates an operational flow 800 representing example operations related to receiving one or more signals that include content selected in response to one or more positions of one or more projection surfaces and projecting the content.

[0052] FIG. 9 illustrates alternative embodiments of the example operation flow of FIG. 8.

[0053] FIG. 10 illustrates alternative embodiments of the example operation flow of FIG. 8.

[0054] FIG. 11 illustrates alternative embodiments of the example operation flow of FIG. 8.

[0055] FIG. 12 illustrates an operational flow 1200 representing example operations related to obtaining information associated with one or more positions of one or more projection surfaces, obtaining information related to content in response to the information associated with one or more positions of one or more projection surfaces, and transmitting one or more signals that include the information related to content.

[0056] FIG. 13 illustrates alternative embodiments of the example operation flow of FIG. 12.

[0057] FIG. 14 illustrates alternative embodiments of the example operation flow of FIG. 12.

[0058] FIG. 15 illustrates alternative embodiments of the example operation flow of FIG. 12.

[0059] FIG. 16 illustrates alternative embodiments of the example operation flow of FIG. 12.

[0060] FIG. 17 illustrates alternative embodiments of the example operation flow of FIG. 12.

[0061] FIG. 18 illustrates alternative embodiments of the example operation flow of FIG. 12.

[0062] FIG. 19 illustrates an operational flow 1900 representing example operations related to receiving one or more signals that include information related to content that is obtained in response to information associated with one or more positions of one or more projection surfaces, obtaining the content, and projecting the content.

[0063] FIG. 20 illustrates alternative embodiments of the example operation flow of FIG. 19.

[0064] FIG. 21 illustrates alternative embodiments of the example operation flow of FIG. 19.

[0065] FIG. 22 illustrates alternative embodiments of the example operation flow of FIG. 19.

[0066] FIG. 23 illustrates alternative embodiments of the example operation flow of FIG. 19.

[0067] FIG. 24 illustrates alternative embodiments of the example operation flow of FIG. 19.

[0068] FIG. 25 illustrates alternative embodiments of the example operation flow of FIG. 19.

[0069] FIG. 26 illustrates a partial view of a system 2600 that includes a computer program for executing a computer process on a computing device.

[0070] FIG. 27 illustrates a partial view of a system 2700 that includes a computer program for executing a computer process on a computing device.

[0071] FIG. 28 illustrates a partial view of a system 2800 that includes a computer program for executing a computer process on a computing device.

[0072] FIG. 29 illustrates a partial view of a system 2900 that includes a computer program for executing a computer process on a computing device.

DETAILED DESCRIPTION

[0073] In the following detailed description, reference is made to the accompanying drawings, which form a part hereof. In the drawings, similar symbols typically identify similar components, unless context dictates otherwise. The illustrative embodiments described in the detailed description, drawings, and claims are not meant to be limiting. Other embodiments may be utilized, and other changes may be made, without departing from the spirit or scope of the subject matter presented here.

[0074] While various aspects and embodiments have been disclosed herein, other aspects and embodiments will be apparent to those skilled in the art. The various aspects and embodiments disclosed herein are for purposes of illustration and are not intended to be limiting, with the true scope and spirit being indicated by the following claims.

[0075] FIG. 1 illustrates an example system 100 in which embodiments may be implemented. In some embodiments, system 100 may include one or more sensor units 200. In some embodiments, system 100 may include one or more projector units 700. In some embodiments, system 100 may include one or more sensors 260. In some embodiments, system 100 may include one or more sensor interface modules 240. In some embodiments, system 100 may include one or more user interfaces 300. In some embodiments, system 100 may include one or more signals 400. In some embodiments, system 100 may include one or more projection surfaces 500. In some embodiments, system 100 may include one or more motion response modules 720. In some embodiments, system 100 may include one or more projector control units 740. In some embodiments, system 100 may include one or more projectors 760. In some embodiments, system 100 may include one or more projector interface modules 780. In some embodiments, system 100 may include one or more sensor control units 220. In some embodiments, system 100 may include one or more sensor associated devices 800. In some embodiments, system 100 may include one or more projector associated devices 900. In some embodiments, system 100 may include two or more projectors 760 that project in a coordinated manner. For example, in some embodiments, two or more projectors 760 may project the same content such that the projections are registered together to create a continuous projection.

Sensor Unit

[0076] A system may include one or more sensor units 200. A sensor unit 200 may be configured to detect one or more changes in one or more features associated with one or more projection surfaces 500. In some embodiments, one or more sensor units 200 may be configured to detect one or more changes in position of one or more projection surfaces 500. In some embodiments, one or more sensor units 200 may be configured to detect one or more changes in position of one or more projection surfaces 500. In some embodiments, one or more sensor units 200 may be configured to detect one or more changes in motion associated with one or more projection surfaces 500. In some embodiments, one or more sensor units 200 may be configured to detect one or more changes in conformation associated with one or more projection surfaces

500. Accordingly, numerous features associated with one or more projection surfaces 500 may be detected by one or more sensor units 200. A sensor unit 200 may be configured to have numerous conformations. In some embodiments, a sensor unit 200 may be configured as a hand held device. In some embodiments, a sensor unit 200 may be configured as a mountable device. For example, in some embodiments, a sensor unit 200 may be configured as a sensor unit 200 that may be mounted to a ceiling. In some embodiments, a sensor unit 200 may be mounted and/or positioned onto a desk. In some embodiments, a sensor unit 200 may be mounted to, or otherwise contained within, another system such as a desktop or mobile computer, PDA, cellular phone, camera, video player, or other system. In some embodiments, a sensor unit 200 may include one or more housings. In some embodiments, a sensor unit 200 may be configured to receive one or more signals 400. In some embodiments, a sensor unit 200 may be configured to transmit one or more signals 400. Accordingly, a sensor unit 200 may be configured in numerous ways.

Sensor Control Unit

[0077] System 100 may include one or more sensor control units 220. In some embodiments, one or more sensor control units 220 may be operably associated with one or more sensor units 200. In some embodiments, one or more sensor control units 220 may be operably associated with one or more sensors 260. In some embodiments, one or more sensor control units 220 may be operably associated with one or more sensor interface modules 240. In some embodiments, one or more sensor control units 220 may be operably associated with one or more sensor processor memory 224. In some embodiments, one or more sensor control units 220 may be operably associated with one or more sensor processor instructions 226. In some embodiments, one or more sensor control units 220 may be operably associated with one or more sensor memory 228. In some embodiments, one or more sensor control units 220 may be operably associated with one or more sensor instructions 230. In some embodiments, one or more sensor control units 220 may be operably associated with one or more sensor motion patterns 232. In some embodiments, one or more sensor control units 220 may facilitate the transmission of one or more signals 400 that include information associated with one or more changes in sensor response. For example, in some embodiments, one or more signals 400 that include information associated with a change in one or more features associated with one or more projection surfaces 500 may be transmitted. The one or more signals 400 may be received by one or more projector units 700 and used to facilitate projection by one or more projectors 760 in response to the one or more signals 400. In some embodiments, one or more sensor control units 220 may use prior sensor response, user input, or other stimulus, to activate or deactivate one or more sensors 260 or other subordinate features contained within one or more sensor control units 220.

Sensor

[0078] System 100 may include one or more sensors 260. In some embodiments, one or more sensors 260 may be operably associated with one or more sensor units 200. In some embodiments, one or more sensors 260 may be operably

associated with one or more sensor control units 220. In some embodiments, one or more sensors 260 may be operably associated with one or more sensor interface modules 240. A sensor unit 200 may include many types of sensors 260 alone or in combination. Examples of sensors 260 include, but are not limited to, cameras 276, light sensors 268, range sensors 275, contact sensors 267, entity sensors 271, infrared sensors 272, yaw rate sensors 273, ultraviolet sensors 274, inertial sensors 265, ultrasonic sensors 266, imaging sensors 269, pressure sensors 270, motion sensors 261, gyroscopic sensors 262, acoustic sensors 263, biometric sensors 264, and the like. In some embodiments, one or more sensors 260 may be configured to detect motion. In some embodiments, one or more sensors 260 may be configured to detect motion that is imparted to one or more projection surfaces 500.

Sensor Interface Module

[0079] System 100 may include one or more sensor interface modules 240. In some embodiments, one or more sensor interface modules 240 may be operably associated with one or more sensor units 200. In some embodiments, one or more sensor interface modules 240 may be operably associated with one or more sensor control units 220. In some embodiments, one or more sensor interface modules 240 may be operably associated with one or more sensors 260. In some embodiments, one or more sensor interface modules 240 may be operably associated with one or more sensor associated devices 800. In some embodiments, one or more sensor interface modules 240 may be operably associated with external memory. In some embodiments, one or more sensor interface modules 240 may be configured to communicate with one or more user interfaces 300. A sensor interface module 240 may communicate with other components of system 100 through use of numerous communication formats and combinations of communications formats. Examples of such formats include, but are not limited to, VGA 241, USB 244, wireless USB 249, RS-232 242, infrared 245, Bluetooth 250, 802.11b/g/n 243, S-video 246, Ethernet 248, DVI-D 247, and the like. In some embodiments, a sensor interface module 240 may include one or more sensor transmitters 251. In some embodiments, a sensor interface module 240 may include one or more sensor receivers 252.

Projector Unit

[0080] A system may include one or more projector units 700. In some embodiments, a projector unit 700 may include one or more motion response modules 720. In some embodiments, a projector unit 700 may include one or more projector control units 740. In some embodiments, a projector unit 700 may include one or more projectors 760. In some embodiments, a projector unit 700 may include one or more projector interface modules 780. Accordingly, in some embodiments, a projector unit 700 may include one or more projectors 760. In some embodiments, a projector unit 700 may include one or more projectors 760 and one or more projector control units 740. In some embodiments, a projector unit 700 may include one or more projectors 760, one or more projector control units 740, and one or more motion response modules 720. In some embodiments, a projector unit 700 may include one or more projectors 760, one or more projector control units 740, one or more motion response modules 720, and one or more projector interface modules 780. In some embodiments, a projector unit 700 may include one or more housings.

[0081] A projector unit 700 may be configured to have numerous conformations. In some embodiments, a projector unit 700 may be configured to receive one or more signals 400. In some embodiments, a projector unit 700 may be configured to transmit one or more signals 400. In some embodiments, a projector unit 700 may be configured as a mountable projector unit 700. For example, in some embodiments, a projector unit 700 may be configured for mounting to a ceiling. In some embodiments, a projector unit 700 may be configured as a ceiling mounted projector unit 700 that may be configured to project content onto one or more portions of one or more substantially vertical surfaces. In some embodiments, a projector unit 700 may be configured as a ceiling mounted projector unit 700 that may be configured to project content onto one or more portions of one or more substantially horizontal surfaces. In some embodiments, a projector unit 700 may be configured as a ceiling mounted projector unit 700 that may be configured to project content onto one or more portions of one or more substantially vertical surfaces and onto one or more portions of one or more substantially horizontal surfaces. In some embodiments, a projector unit 700 may be configured to project content onto one or more portions of one or more tabletops. For example, in some embodiments, a projector unit 700 may be mounted onto a wall and configured to project content onto one or more tabletops. In some embodiments, a projector unit 700 may be mounted and/or positioned onto a desk and configured to project content onto one or more desktops. In some embodiments, a projector unit 700 may be configured to be worn by an individual. For example, in some embodiments, a projector unit 700 may be configured as a watch, a pair of glasses, a pen, and the like. In some embodiments, a projector unit 700 may be mounted to or otherwise contained within another system, such as a desktop or mobile computer, PDA, cellular phone, camera 276, video player, or other system, for the display of content associated with that system. Accordingly, a projector unit 700 may be configured in numerous ways to project content onto numerous types of projection surfaces 500. Examples of such projection surfaces 500 include, but are not limited to, books, clipboards, writing surfaces, preprinted forms, surfaces of mechanical devices, construction/assembly surfaces, floors, bodily surfaces (e.g., internal organs, skin, fur, feathers, etc.), bedding, and the like.

[0082] In some embodiments, a projector unit 700 may be configured to project in response to motion imparted to the projector unit 700. In some embodiments, a projector unit 700 may be configured to project content in manner that is dependent upon one or more substantially specific motions that are imparted to the projector unit 700. For example, in some embodiments, a projector unit 700 may be configured to project content contained on pages of a book in a manner that is motion dependent. Accordingly, in some embodiments, a projector unit 700 may be configured to project content contained on the next page in a series upon rotation of the projector unit 700 in a clockwise direction. In some embodiments, a projector unit 700 may be configured to project content contained on the preceding page in a series upon rotation of the projector unit 700 in a counterclockwise direction. In some embodiments, a projector unit 700 may be configured to project content on the next page in a series upon being moved to the left from a starting position and then moved substantially back to the starting position. In some embodiments, the projector unit 700 may be configured to project content on the preceding page in a series upon being

moved to the right from a starting position and then moved substantially back to the starting position. In some embodiments, a projector unit 700 may select content to be projected in response to motion imparted to the projector unit 700. For example, in some embodiments, a projector unit 700 may be configured to project content associated with a newspaper when the projector unit 700 is positioned in a first orientation and be configured to project content associated with a news magazine when positioned in a second orientation. In some embodiments, a projector unit 700 may be configured to correlate substantially specific motions with projection commands to select content in a motion dependent manner. In some embodiments, a projector unit 700 may be configured to correlate substantially specific motions with projection commands to project content in a motion dependent manner. In some embodiments, a projector unit 700 may be configured to correlate substantially specific motions with projection commands to select and project content in a motion dependent manner.

[0083] In some embodiments, a projector unit 700 may be configured to project content in a manner that is dependent upon a person who is associated with the projector unit 700. For example, in some embodiments, a projector unit 700 may be configured to project children's content if used by a child. In some embodiments, a projector unit 700 may be configured to project the statistics associated with various sports teams when associated with a first person and configured to project stock quotes when associated with a second person. Accordingly, a projector unit 700 may be configured to project content that is selected in accordance with specific persons or classes of persons.

[0084] Numerous types of content may be projected. Examples of such content includes, but is not limited to, instructions to perform an action (e.g., drilling, welding, gluing, polishing, cutting, tattooing, piercing, dance steps), instructions to perform a movement (e.g., orchestrated physical movements), and the like. In some embodiments, content may be interactive. For example, in some embodiments, content may include interactive games (e.g., fencing, boxing, martial arts, etc.), therapeutic activities (e.g., massage routines, acupressure routines, acupuncture routines, etc.), surgical activities (e.g., dynamic mapping of internal organs, visual highlighting of foreign objects in a body cavity during surgery), food processing activities (e.g., carving, boning, skinning, etc.), and the like. In some embodiments, content may be related to the actions of an individual. For example, in some embodiments, a projector unit 700 may project the footsteps of an individual. In some embodiments, such projections may be used to retrace the movements of an individual.

[0085] In some embodiments, one or more projector units 7090 may be configured to project one or more images in three-dimensions. For example, in some embodiments, one or more projector units 700 may be configured to include a fogging device that may output a fog-like cloud onto which one or more images may be projected. In some embodiments, one or more projector units 700 may be configured to provide a heads-up display (e.g., projection onto a windshield). In some embodiments, one or more projector units 700 may be configured to project content through utilization of environmental particulate matter. For example, in some embodiments, one or more projector units 700 may be configured to project onto dust, fog, rain, or snow that is suspended within the atmosphere. Accordingly, in some embodiments, one or

more projector units 700 may be configured for vehicular application to gather information with regard to the environment in the path of a vehicle and then project the information. **[0086]** In some embodiments, one or more projector units 700 may be configured to be utilized in association with a viewing apparatus. For example, in some embodiments, one or more projector units 700 may project at a frequency that is coupled to the reception frequency of a pair of viewing glasses (e.g., coupled shutter speed). In some embodiments, one or more projector units 700 may project light at wavelengths that are viewable through use of viewing glasses that are configured to view the projected wavelengths of light.

Motion Response Module

[0087] In some embodiments, system 100 may include one or more motion response modules 720. In some embodiments, one or more motion response modules 720 may be operably associated with one or more projector units 700. In some embodiments, one or more motion response modules 720 may be operably associated with one or more projectors 760. In some embodiments, one or more motion response modules 720 may be operably associated with one or more projector control units 740. In some embodiments, one or more motion response modules 720 may be operably associated with one or more projector interface modules 780. In some embodiments, one or more motion response modules 720 may include one or more response processors 721. In some embodiments, one or more motion response modules 720 may include response processor memory 722. In some embodiments, one or more motion response modules 720 may include one or more response processor instructions 723. In some embodiments, one or more motion response modules 720 may include one or more motors 724. In some embodiments, one or more motion response modules 720 may include response memory 725. In some embodiments, one or more motion response modules 720 may include one or more response instructions 726. In some embodiments, one or more motion response modules 720 may include one or more response motion patterns 727. In some embodiments, one or more motion response modules 720 may include one or more actuators 728. In some embodiments, a motion response module 720 may be configured to modulate output from a projector 760 in response to motion that is imparted to a projector unit 700. For example, in some embodiments, a motion response module 720 may include one or more motors 724 that are operably coupled to one or more actuators 728 that control one or more lenses. Accordingly, in some embodiments, one or more motion response modules 720 may focus output from a projector 760 in response to motion imparted to a projector unit 700. Motion response modules 720 may be configured in numerous conformations to modulate output from an operably associated projector 760.

Projector Control Unit

[0088] System 100 may include one or more projector control units 740. In some embodiments, one or more projector control units 740 may be operably associated with one or more projectors 760. In some embodiments, one or more projector control units 740 may be operably associated with one or more motion response modules 720. In some embodiments, one or more projector control units 740 may be operably associated with one or more projector interface modules 780. In some embodiments, one or more projector control

units **740** may be operably associated with one or more projectors **760** and one or more motion response modules **720**. In some embodiments, one or more projector control units **740** may be operably associated with one or more projectors **760**, one or more motion response modules **720**, and one or more projector control units **740**. In some embodiments, one or more projector control units **740** may be operably associated with one or more projectors **760**, one or more motion response modules **720**, one or more projector control units **740**, and one or more projector interface modules **780**. In some embodiments, a projector control unit **740** may be operably associated with one or more control processors **741**. In some embodiments, a projector control unit **740** may be operably associated with control processor memory **742**. In some embodiments, a projector control unit **740** may be operably associated with one or more control processor instructions **743**. In some embodiments, a projector control unit **740** may be operably associated with control memory **744**. In some embodiments, a projector control unit **740** may be operably associated with one or more control instructions **745**. In some embodiments, a projector control unit **740** may be operably associated with one or more control calibration images **746**. In some embodiments, a projector control unit **740** may be operably associated with one or more control motion patterns **747**.

[0089] In some embodiments, a projector control unit **740** may be configured to modulate output projected by one or more projectors **760**. In some embodiments, one or more projector control units **740** may be configured to select one or more wavelengths of light that will be projected by one or more projectors **760**. For example, in some embodiments, one or more projector control units **740** may select one or more wavelengths of ultraviolet light that will be projected by one or more projectors **760**. In some embodiments, one or more projector control units **740** may select one or more wavelengths of visible light that will be projected by one or more projectors **760**. In some embodiments, one or more projector control units **740** may select one or more wavelengths of infrared light that will be projected by one or more projectors **760**. Accordingly, in some embodiments, one or more projector control units **740** may select numerous wavelengths of light that will be projected by one or more projectors **760**.

[0090] In some embodiments, one or more projector control units **740** may select content that is to be projected by one or more projectors **760**. In some embodiments, one or more projector control units **740** may select content that is to be projected in response to one or more features associated with one or more projection surfaces **500**. For example, in some embodiments, one or more projector control units **740** may select content that is to be projected in response to motion. In some embodiments, one or more projector control units **740** may select content that is to be projected in response to motion associated with one or more projection surfaces **500**. In some embodiments, one or more projector control units **740** may select content that is not to be projected by one or more projectors **760**. In some embodiments, one or more projector control units **740** may select content that is not to be projected in response to one or more features associated with one or more projection surfaces **500**. For example, in some embodiments, one or more projector control units **740** may select content that is not to be projected in response to motion. In some embodiments, one or more projector control units

740 may select content that is not to be projected in response to motion associated with one or more projection surfaces **500**.

[0091] In some embodiments, one or more projector control units **740** may modulate output that is projected by one or more projectors **760**. In some embodiments, one or more projector control units **740** may modulate the intensity of light that is projected by one or more projectors **760**. In some embodiments, one or more projector control units **740** may modulate the brightness of light that is projected by one or more projectors **760**. In some embodiments, one or more projector control units **740** may modulate the contrast of light that is projected by one or more projectors **760**. In some embodiments, one or more projector control units **740** may modulate the sharpness of light that is projected by one or more projectors **760**.

[0092] In some embodiments, one or more projector control units **740** may modulate the direction of output that is projected by one or more projectors **760**. In some embodiments, one or more projector control units **740** may direct output from one or more projectors **760** onto one or more moving projection surfaces **500**. In some embodiments, one or more projector control units **740** may direct output from one or more projectors **760** onto one or more stationary projection surfaces **500**. In some embodiments, one or more projector control units **740** may direct output from one or more projectors **760** onto one or more moving projection surfaces **500** and onto one or more stationary projection surfaces **500**. In some embodiments, one or more projector control units **740** may direct output from one or more projectors **760** onto multiple projection surfaces **500**. For example, in some embodiments, one or more projector control units **740** may direct output from one or more projectors **760** onto a first projection surface **500** and direct output from one or more projectors **760** onto a second projection surface **500**.

[0093] In some embodiments, one or more projector control units **740** may dynamically modulate output from one or more projectors **760**. For example, in some embodiments, one or more projectors **760** may be carried from room to room such that one or more projector control units **740** modulate output from the one or more projectors **760** in response to the available projection surface **500**. In some embodiments, one or more projector control units **740** may dynamically modulate output from one or more projectors **760** in an outdoor environment. For example, in some embodiments, one or more projectors **760** may be configured to project one or more images in response to changing terrain.

[0094] In some embodiments, one or more projector control units **740** may be configured to respond to one or more substantially defined motions. In some embodiments, a user **600** may program one or more projector control units **740** to correlate one or more substantially defined motions with one or more projection commands. For example, in some embodiments, a user **600** may program one or more projector control units **740** to correlate clockwise motion of a device with a command to advance a projected slide presentation by one slide. Accordingly, in some embodiments, a device may be configured to project in response to substantially defined motions that are programmed according to the preferences of an individual user **600**.

Projector

[0095] System **100** may include one or more projectors **760**. In some embodiments, a projector **760** may be operably

associated with one or more projector control units **740**. In some embodiments, a projector **760** may be operably associated with one or more motion response modules **720**. In some embodiments, a projector **760** may be operably associated with one or more projector interface modules **780**. In some embodiments, a projector **760** may be operably associated with one or more projector processors **761**. In some embodiments, a projector **760** may be operably associated with projector processor memory **762**. In some embodiments, a projector **760** may be operably associated with one or more projector instructions **763**. In some embodiments, a projector **760** may be operably associated with projector memory **764**. In some embodiments, a projector **760** may be operably associated with one or more projector instructions **763**. In some embodiments, a projector **760** may be operably associated with projector memory instructions **765**. In some embodiments, a projector **760** may be operably associated with projector calibration images **766**. In some embodiments, a projector **760** may be operably associated with one or more housings. In some embodiments, a projector **760** may be an image stabilized projector **760**.

[0096] System **100** may include numerous types of projectors **760**. In some embodiments, a projector **760** may include inertia and yaw rate sensors **273** that detect motion and provide for adjustment of projected content to compensate for the detected motion. In some embodiments, a projector **760** may include an optoelectronic inclination sensor and an optical position displacement sensor to provide for stabilized projection (e.g., U.S. Published Patent Application No.: 2003/0038927). In some embodiments, a projector **760** may include an optoelectronic inclination sensor, an optical position sensitive detector, and a piezoelectric accelerometer that provide for stabilized projection (e.g., U.S. Published Patent Application No.: 2003/0038928). Image stabilized projectors **760** have been described (e.g., U.S. Pat. No. 7,284,866; U.S. Published Patent Application Nos.: 20050280628; 20060103811, and 2006/0187421). In some embodiments, one or more projectors **760** may be modified to become image stabilized projectors **760**. Examples of such projectors **760** have been described (e.g., U.S. Pat. No. 6,002,505; 6,764,185; 6,811,264; 7,036,936; 6,626,543; 7,134,078; 7,355,584; U.S. Published Patent Application No.: 2007/0109509).

[0097] Projectors **760** may be configured to project numerous wavelengths of light. In some embodiments, a projector **760** may be configured to project ultraviolet light. In some embodiments, a projector **760** may be configured to project visible light. In some embodiments, a projector **760** may be configured to project infrared light. In some embodiments, a projector **760** may be configured to project numerous combinations of light. For example, in some embodiments, a projector **760** may project one or more infrared calibration images and one or more visible images.

Projector Interface Module

[0098] System **100** may include one or more projector interface modules **780**. In some embodiments, one or more projector interface modules **780** may be operably associated with one or more projector units **700**. In some embodiments, one or more projector interface modules **780** may be operably associated with one or more projectors **760**. In some embodiments, one or more projector interface modules **780** may be operably associated with one or more projector control units **740**. In some embodiments, one or more projector interface modules **780** may be operably associated with one or more

motion response modules **720**. In some embodiments, one or more projector interface modules **780** may be operably associated with one or more projector associated devices **900**. A projector interface module **780** may communicate with other components of system **100** through use of numerous communication formats and combinations of communications formats. Examples of such formats include, but are not limited to, VGA **781**, USB **784**, wireless USB **789**, RS-232 **782**, infrared **785**, Bluetooth **790**, 802.11b/g/n **783**, S-video **786**, Ethernet **788**, DVI-D **787**, and the like. In some embodiments, a projector interface module **780** may include one or more projector transmitters **791**. In some embodiments, a projector interface module **780** may include one or more projector receivers **792**.

User Interface

[0099] System **100** may include one or more user interfaces **300**. In some embodiments, system **100** may include one or more user interfaces **300** that are configured to facilitate user interaction with one or more projector units **700**. In some embodiments, system **100** may include one or more user interfaces **300** that are configured as gestural user interfaces **300**. For example, in some embodiments, a projector unit **700** may project content in response to substantially specific motion that is imparted to the projector unit **700**. For example, in some embodiments, a user **600** may rotate a projector unit **700** in a clockwise direction to advance the projection of a slide presentation by one frame. In some embodiments, one or more projector units **700** may be configured to respond to voice commands or other auditory signals. In some embodiments, a projector unit **700** may include one or more user interfaces **300** that are configured as control features on the projector unit **700**. Examples of such control features include, but are not limited to, buttons, switches, track balls, and the like. In some embodiments, system **100** may include one or more user interfaces **300** that are configured to facilitate user interaction with one or more sensor units **200**. In some embodiments, one or more user interfaces **300** may be used to instruct one or more sensor units **200** to monitor one or more projection surfaces **500**. In some embodiments, a user interface **300** may include one or more interface receivers **302**. In some embodiments, a user interface **300** may include one or more interface transmitters **304**. Accordingly, in some embodiments, a user interface **300** may be configured to transmit one or more signals **400**. In some embodiments, a user interface **300** may be configured to receive one or more signals **400**.

Signal

[0100] Numerous types of signals **400** may be used in association with system **100**. Examples of such signals **400** include, but are not limited to, analog signals **400**, digital signals **400**, acoustic signals **400**, optical signals **400**, radio signals **400**, wireless signals **400**, hardwired signals **400**, infrared signals **400**, ultrasonic signals **400**, Bluetooth signals **400**, 802.11 signals **400**, and the like. In some embodiments, one or more signals **400** may not be encrypted. In some embodiments, one or more signals **400** may be encrypted. In some embodiments, one or more signals **400** may be authenticated. In some embodiments, one or more signals **400** may be sent through use of a secure mode of transmission. In some embodiments, one or more signals **400** may be coded for receipt by a specific recipient. In some embodiments, such

code may include anonymous code that is specific for the recipient. Accordingly, information included within one or more signals **400** may be protected against being accessed by others who are not the intended recipient. In some embodiments, one or more signals **400** may include information as one or more content packets **402**.

[0101] In some embodiments, one or more signals **400** may include processed information. In some embodiments, one or more signals **400** may include information that has been processed by one or more sensor processors **222**. For example, in some embodiments, a sensor processor **222** may receive input from one or more sensors **260** that is processed. In some embodiments, this processed information may then be included within a signal **400** that is transmitted. In some embodiments, one or more signals **400** may include processed information that contains information that has been retrieved from sensor processor memory **224**. In some embodiments, one or more signals **400** may include processed information that contains information that has been processed through use of sensor processor instructions **226**. Accordingly, in some embodiments, one or more signals **400** may include numerous types of information that is processed. Examples of such processing may include, but are not limited to, sub-setting, generating projection commands, selecting content, selecting content for projection, selecting content that is not for projection, summarizing sensor data, transforming sensor data, supplementing sensor data, supplementing sensor data with data from external sources, and the like.

[0102] In some embodiments, one or more signals **400** may include information that has not been processed. In some embodiments, a sensor transmitter **251** may act as a conduit to transmit one or more signals **400** that include raw data. For example, in some embodiments, one or more sensor transmitters **251** may receive information from one or more sensors **260** and transmit one or more signals **400** that include the unprocessed information. Accordingly, in some embodiments, one or more signals **400** may include unprocessed information.

Projection Surface

[0103] System **100** may include one or more projection surfaces **500**. In some embodiments, nearly any surface may be utilized as a projection surface **500**. In some embodiments, a projection surface **500** may be portable. In some embodiments, a projection surface **500** may be carried by an individual person. For example, in some embodiments, a projection surface **500** may be configured as a sheet of material, a tablet, two or more sheets of material that may be separated from each other, and the like. Accordingly, in some embodiments, a projection surface **500** may be configured as a sheet of material that a user **600** may unfold and place on a surface, such as a desk, wall, floor, ceiling, etc.

[0104] In some embodiments, a projection surface **500** may include one or more surface sensors **502** that are associated with the projection surface **500**. In some embodiments, a projection surface **500** may include one or more magnetic surface sensors **502**. For example, in some embodiments, a projection surface **500** may include magnetic surface sensors **502** that are configured to detect magnetic ink that is applied to the projection surface **500**. In some embodiments, a projection surface **500** may include one or more pressure surface sensors **502**. For example, in some embodiments, a projection surface **500** may include pressure surface sensors **502** that are configured to detect pressure that is applied to the projection

surface **500** (e.g., contact of a stylus with the projection surface **500**, contact of a pen with the projection surface **500**, contact of a pencil with the projection surface **500**, etc.). In some embodiments, a projection surface **500** may include one or more motion surface sensors **502**. For example, in some embodiments, a projection surface **500** may include motion surface sensors **502** that are configured to detect movement associated with the projection surface **500**. In some embodiments, a projection surface **500** may include one or more strain surface sensors **502**. For example, in some embodiments, a projection surface **500** may include strain surface sensors **502** that are configured to detect changes in conformation associated with the projection surface **500**. In some embodiments, a projection surface **500** may include one or more positional surface sensors **502** (e.g., global positioning surface sensors **502**). For example, in some embodiments, a projection surface **500** may include positional surface sensors **502** that are configured to detect changes in position associated with the projection surface **500**.

[0105] A projection surface **500** may be constructed from numerous types of materials and combinations of materials. Examples of such materials include, but are not limited to, cloth, plastic, metal, ceramics, paper, wood, leather, glass, and the like. In some embodiments, one or more projection surfaces **500** may exhibit electrochromic properties. In some embodiments, one or more projection surfaces **500** may be coated. For example, in some embodiments, a projection surface **500** may be coated with paint. In some embodiments, a projection surface **500** may include one or more materials that alter light. For example, in some embodiments, a projection surface **500** may convert light (e.g., up-convert light, down-convert light).

[0106] In some embodiments, a projection surface **500** may be associated with one or more fiducials. For example, in some embodiments, one or more fluorescent marks may be placed on a projection surface **500**. In some embodiments, one or more phosphorescent marks may be placed on a projection surface **500**. In some embodiments, one or more magnetic materials may be placed on a projection surface **500**. In some embodiments, fiducials may be placed on a projection surface **500** in numerous configurations. For example, in some embodiments, fiducials may be positioned in association with a projection surface **500** such that they form a pattern. In some embodiments, a projection surface **500** may include one or more calibration images.

[0107] In some embodiments, a projection surface **500** may include one or more surface transmitters **504**. Accordingly, in some embodiments, a projection surface **500** may be configured to transmit one or more signals **400**. Such signals **400** may include numerous types of information. Examples of such information may include, but are not limited to, information associated with: one or more positions of one or more projection surfaces **500**, one or more conformations of one or more projection surfaces **500**, one or more changes in the position of one or more projection surfaces **500**, one or more changes in the conformation of one or more projection surfaces **500**, one or more motions associated with one or more projection surfaces **500**, one or more changes in the motion of one or more projection surfaces **500**, and the like.

[0108] In some embodiments, a projection surface **500** may include one or more surface receivers **506**. Accordingly, in some embodiments, a projection surface **500** may be configured to receive one or more signals **400**. For example, in some embodiments, one or more surface receivers **506** may receive

one or more signals **400** that are transmitted by one or more projector transmitters **791**. In some embodiments, one or more surface receivers **506** may receive one or more signals **400** that are transmitted by one or more sensor transmitters **251**.

[0109] In some embodiments, a projection surface **500** may include one or more surface processors **508**. Accordingly, in some embodiments, a surface processor **508** may be configured to process information received from one or more surface sensors **502**.

[0110] In some embodiments, a projection surface **500** may include surface memory **510**. In some embodiments, surface memory **510** may include one or more lookup tables that include correlation information associated with the position of one or more fiducials associated with a projection surface **500** and one or more conformations of the projection surface **500**. In some embodiments, surface memory **510** may include surface instructions **512**. In some embodiments, surface instructions **512** may include instructions for a projection surface **500** to transmit one or more signals **400** that indicate that a projection surface **500** has undergone a change in conformation. In some embodiments, surface instructions **512** may include instructions for a projection surface **500** to transmit one or more signals **400** that indicate that a projection surface **500** has undergone a change in position. In some embodiments, surface instructions **512** may include instructions for a projection surface **500** to transmit one or more signals **400** that indicate that a projection surface **500** has undergone a change in motion.

[0111] In some embodiments, a projection surface **500** may be configured to include one or more recording attributes. For example, in some embodiments, a projection surface **500** may be configured to communicate with other devices. In some embodiments, a projection surface **500** may be configured to communicate with one or more printers. Accordingly, in some embodiments, a projection surface **500** may be configured to facilitate printing of content that is projected onto the projection surface **500**. In some embodiments, a projection surface **500** may be configured to communicate with external memory. Accordingly, in some embodiments, a projection surface **500** may be configured to facilitate capture and storage of content that is projected onto the projection surface **500** into memory. In some embodiments, a projection surface **500** may be configured to communicate with one or more cellular networks. Accordingly, in some embodiments, a projection surface **500** may be configured to facilitate transmission of content that is projected onto the projection surface **500** over one or more cellular networks. In some embodiments, a projection surface **500** may be configured to communicate with the internet. Accordingly, in some embodiments, a projection surface **500** may be configured to facilitate transmission of content that is projected onto the projection surface **500** over the internet.

Sensor Associated Device

[0112] System **100** may include one or more sensor associated devices **800**. Examples of such sensor associated devices **800** include, but are not limited to, projectors **760**, recording devices, image acquiring surfaces, printers, computer networks, the internet, wireless devices (e.g., personal digital assistant, cellular telephones, telephones, television transmissions, etc.), memory, and the like. Examples of such memory include, but are not limited to, USB flash drives, memory cards, external hard drives, networked storage, and

the like. In some embodiments, sensor data, operational parameters, usage information, or other device or subsystem information can be stored on such memory.

Projector Associated Device

[0113] System **100** may include one or more projector associated devices **900**. Examples of such projector associated devices **900** include, but are not limited to, projectors **760**, recording devices, image acquiring surfaces, printers, computer networks, the internet, wireless devices (e.g., personal digital assistant, cellular telephones, telephones, television transmissions, etc.), memory, and the like. Examples of such memory include, but are not limited to, USB flash drives, memory cards, external hard drives, networked storage, and the like. In some embodiments, projection content may be retrieved from memory. In some embodiments, projector data, operational parameters, usage information, or other device or subsystem information can be stored on such memory.

User

[0114] System **100** may be operated by one or more users **600**. In some embodiments, a user **600** may be human. In some embodiments, a user **600** may be a non-human user **600**. For example, in some embodiments, a user **600** may be a computer, a robot, and the like. In some embodiments, a user **600** may be proximate to system **100**. In some embodiments, a user **600** may be remote from system **100**.

[0115] Following are a series of flowcharts depicting implementations. For ease of understanding, the flowcharts are organized such that the initial flowcharts present implementations via an example implementation and thereafter the following flowcharts present alternate implementations and/or expansions of the initial flowchart(s) as either sub-component operations or additional component operations building on one or more earlier-presented flowcharts. Those having skill in the art will appreciate that the style of presentation utilized herein (e.g., beginning with a presentation of a flowchart(s) presenting an example implementation and thereafter providing additions to and/or further details in subsequent flowcharts) generally allows for a rapid and easy understanding of the various process implementations. In addition, those skilled in the art will further appreciate that the style of presentation used herein also lends itself well to modular and/or object-oriented program design paradigms.

[0116] In FIG. 2 and in following figures that include various examples of operations used during performance of a method, discussion and explanation may be provided with respect to any one or combination of the above-described examples of FIG. 1, and/or with respect to other examples and contexts. However, it should be understood that the operations may be executed in a number of other environments and contexts, and/or modified versions of FIG. 1. Also, although the various operations are presented in the sequence(s) illustrated, it should be understood that the various operations may be performed in other orders than those which are illustrated, or may be performed concurrently.

[0117] After a start operation, the operational flow **200** includes an obtaining operation **210** involving obtaining information associated with one or more positions of one or more projection surfaces. In some embodiments, one or more sensor units **200** may obtain information associated with one or more positions of one or more projection surfaces **500**. In

some embodiments, one or more sensor units **200** may obtain information associated with one or more positions of one or more projection surfaces **500** directly. For example, in some embodiments, one or more sensor units **200** may obtain information from one or more sensors **260**. In some embodiments, one or more sensor units **200** may obtain information associated with one or more positions of one or more projection surfaces **500** indirectly. For example, in some embodiments, one or more sensor units **200** may receive one or more signals **400** that are transmitted by one or more projection surfaces **500** that include information associated with one or more positions of the one or more projection surfaces **500**. In some embodiments, one or more sensor units **200** may obtain information associated with one or more fiducials associated with one or more projection surfaces **500**. In some embodiments, one or more sensor units **200** may obtain information associated with one or more marks associated with one or more projection surfaces **500**. In some embodiments, one or more sensor units **200** may obtain information associated with one or more calibration images associated with one or more projection surfaces **500**.

[0118] After a start operation, the operational flow **200** includes an obtaining operation **220** involving obtaining content in response to the information associated with one or more positions of the one or more projection surfaces. In some embodiments, one or more sensor control units **220** may obtain content in response to the information associated with one or more positions of the one or more projection surfaces **500**. In some embodiments, one or more sensor control units **220** may access memory to obtain content. For example, in some embodiments, one or more sensor control units **220** may access sensor memory **228** to obtain content. In some embodiments, one or more sensor control units **220** may access memory that is associated with a sensor associated device **800** to obtain content. In some embodiments, one or more sensor control units **220** may access a user interface **300** to obtain content. In some embodiments, one or more sensor control units **220** may receive one or more signals **400** that include content. For example, in some embodiments, one or more sensor control units **220** may receive one or more radio signals **400**. In some embodiments, one or more sensor control units **220** may receive one or more television signals **400**. In some embodiments, one or more sensor control units **220** may obtain content from the internet. In some embodiments, one or more sensor control units **220** may obtain content in response to one or more positions of one or more projection surfaces **500**. For example, in some embodiments, one or more sensor control units **220** may obtain content that is matched to an individual if a projection surface **500** is proximate to the individual. In some embodiments, one or more sensor control units **220** may avoid obtaining content that is inappropriate for an individual if a projection surface **500** is proximate to the individual. In some embodiments, one or more sensor control units **220** may obtain a first set of content if a projection surface **500** is in a vertical position or a second set of content if a projection surface **500** is in a horizontal position. Accordingly, in some embodiments, one or more sensor control units **220** may obtain content in a manner that depends upon the position of one or more projection surfaces **500**.

[0119] After a start operation, the operational flow **200** includes a transmitting operation **230** involving transmitting one or more signals that include the content obtained in response to the one or more positions of the one or more

projection surfaces. In some embodiments, one or more sensor interface modules **240** may transmit one or more signals **400** that include the content obtained in response to the one or more positions of the one or more projection surfaces **500**. One or more sensor interface modules may transmit numerous types of signals **400** that include content. Examples of such signals **400** include, but are not limited to, radio signals **400**, television signals **400**, infrared signals **400**, acoustic signals **400**, light signals **400**, and the like. Numerous types of content may be transmitted. Examples of such content include, but are not limited to, text, images, sounds, pictures, movies, web-casts, and the like.

[0120] FIG. 3 illustrates alternative embodiments of the example operational flow **200** of FIG. 2. FIG. 3 illustrates example embodiments where the obtaining operation **210** may include at least one additional operation. Additional operations may include an operation **302**, operation **304**, operation **306**, operation **308**, and/or operation **310**.

[0121] At operation **302**, the obtaining operation **210** may include detecting the one or more positions of the one or more projection surfaces. In some embodiments, one or more sensor units **200** may detect one or more positions associated with one or more projection surfaces **500**. In some embodiments, one or more sensor units **200** may be operably associated with one or more sensors **260** that detect one or more positions of one or more projection surfaces **500**. Numerous types of sensors **260** may be used to detect one or more positions of one or more projection surfaces **500**. For example, in some embodiments, one or more light sensors **268** may be configured to detect light intensity associated with one or more projection surfaces **500**. In some embodiments, one or more light sensors **268** may be configured to detect reflectivity associated with one or more projection surfaces **500**. In some embodiments, one or more light sensors **268** may be configured to detect light absorbance associated with one or more projection surfaces **500**. In some embodiments, one or more light sensors **268** may be configured to detect light transmission associated with one or more projection surfaces **500**. In some embodiments, one or more motion sensors **261** may be configured to detect motion associated with one or more projection surfaces **500**. For example, in some embodiments, one or more motion sensors **261** may detect movement of one or more projection surfaces **500** from one area to another. In some embodiments, one or more cameras **276** may be configured to detect one or more positions of one or more projection surfaces **500**. For example, in some embodiments, one or more cameras **276** may be configured to detect the position of one or more fiducials associated with one or more projection surfaces **500**. Accordingly, in some embodiments, one or more cameras **276** may be configured to detect positions of one or more projection surfaces **500** through determining one or more positions of one or more fiducials associated with the one or more projection surfaces **500**. In some embodiments, one or more cameras **276** may be configured to detect one or more positions of one or more projection surfaces **500** through determining one or more positions of one or more calibration images associated with the one or more projection surfaces **500**. In some embodiments, one or more calibration images may be associated with one or more projection surfaces **500**. For example, in some embodiments, one or more calibration images may be stamped onto one or more projection surfaces **500**. In some embodiments, one or more calibration images may be printed onto one or more projection surfaces **500**. In some embodi-

ments, one or more calibration images may be projected onto one or more projection surfaces **500**. Accordingly, sensors **260** may be configured in numerous ways to facilitate detection of one or more positions of one or more projection surfaces **500**.

[0122] At operation **304**, the obtaining operation **210** may include receiving one or more signals that include the information associated with the one or more positions of the one or more projection surfaces. In some embodiments, one or more sensor units **200** may receive one or more signals **400** that include the information associated with the one or more positions of the one or more projection surfaces **500**. In some embodiments, one or more sensor units **200** may receive one or more signals **400** that include information associated with one or more positions associated with one or more projection surfaces **500** that are transmitted by one or more surface transmitters **504**. In some embodiments, one or more sensor units **200** may receive one or more signals **400** that include information associated with one or more positions associated with one or more projection surfaces **500** that are transmitted by one or more sensor associated devices **800**. For example, in some embodiments, one or more sensor associated devices **800** may be configured to detect one or more positions of one or more projection surfaces **500** and transmit one or more signals **400** that include information associated with the one or more positions.

[0123] At operation **306**, the obtaining operation **210** may include obtaining information associated with the actual position of the one or more projection surfaces. In some embodiments, one or more sensor units **200** may obtain information associated with the actual position of the one or more projection surfaces **500**. In some embodiments, one or more sensor units **200** may obtain information associated with the position of one or more projection surfaces **500** through use of a global positioning system (GPS). In some embodiments, one or more sensor units **200** may obtain information associated with the position of one or more projection surfaces **500** through analysis of triangulation data. For example, in some embodiments, the position of a projection surface **500** may be determined through triangulation of positional data from cellular communications towers.

[0124] At operation **308**, the obtaining operation **210** may include obtaining information associated with the relative position of the one or more projection surfaces. In some embodiments, one or more sensor units **200** may obtain information associated with the relative position of the one or more projection surfaces **500**. In some embodiments, the position of a projection surface **500** may be determined relative to a fiducial. For example, in some embodiments, a select individual may be used as a fiducial and the position of a projection surface **500** may be determined relative to the selected individual.

[0125] At operation **310**, the obtaining operation **210** may include obtaining information associated with the horizontal position of the one or more projection surfaces. In some embodiments, one or more sensor units **200** may obtain information associated with the horizontal position of the one or more projection surfaces **500**. For example, in some embodiments, one or more sensor units **200** may be configured to obtain information associated with one or more horizontal positions of one or more projection surfaces **500** that are located on one or more countertops. In some embodiments, one or more sensor units **200** may be configured to obtain information associated with one or more positions of one or

more projection surfaces **500** that are located on one or more floors. In some embodiments, one or more sensor units **200** may be configured to obtain information associated with one or more positions of one or more projection surfaces **500** that may be moved to different positions on a countertop.

[0126] FIG. **4** illustrates alternative embodiments of the example operational flow **200** of FIG. **2**. FIG. **4** illustrates example embodiments where the obtaining operation **210** may include at least one additional operation. Additional operations may include an operation **402**, operation **404**, operation **406**, and/or operation **408**.

[0127] At operation **402**, the obtaining operation **210** may include obtaining information associated with the vertical position of the one or more projection surfaces. In some embodiments, one or more sensor units **200** may obtain information associated with the vertical position of the one or more projection surfaces **500**. In some embodiments, one or more sensor units **200** may be configured to obtain information associated with one or more vertical positions associated with the one or more projection surfaces **500**. For example, in some embodiments, one or more sensor units **200** may be configured to obtain information associated with the vertical position of one or more projection surfaces **500** that are mounted on one or more walls.

[0128] At operation **404**, the obtaining operation **210** may include obtaining information associated with the rotational position of the one or more projection surfaces. In some embodiments, one or more sensor units **200** may obtain information associated with the rotational position of the one or more projection surfaces **500**. In some embodiments, one or more sensor units **200** may be configured to obtain information associated with one or more rotational positions associated with the one or more projection surfaces **500**. In some embodiments, one or more sensor units **200** may be configured to obtain information associated with the rotational position of one or more projection surfaces **500** that are placed on one or more countertops. For example, in some embodiments, one or more sensor units **200** may be configured to detect if a projection surface **500** is rotated away from facing a first person so that it faces a second person. In some embodiments, one or more fiducials that are associated with a projection surface **500** may be used to determine if the projection surface **500** has undergone a change in rotational position. In some embodiments, one or more calibration images that are associated with a projection surface **500** may be used to determine if the projection surface **500** has undergone a change in rotational position. Accordingly, the rotational position of one or more projection surfaces **500** may be determined through use of numerous methods.

[0129] At operation **406**, the obtaining operation **210** may include obtaining information associated with one or more positions of one or more fiducials associated with the one or more projection surfaces. In some embodiments, one or more sensor units **200** may obtain information associated with one or more positions of one or more fiducials associated with the one or more projection surfaces **500**. In some embodiments, one or more projector control units **740** may receive one or more signals **400** that include information associated with one or more fiducials that are associated with one or more projection surfaces **500**. In some embodiments, such signals **400** may be transmitted by one or more surface transmitters **504** that are associated with one or more projection surfaces **500**. Numerous types of fiducials may be used alone or in combination while associated with one or more projection

surfaces **500**. Examples of such fiducials include, but are not limited to, magnetic materials, fluorescent materials, quantum dots, radio-frequency tags, global positioning systems, and the like. In some embodiments, one or more projector control units **740** may obtain information associated with one or more positions of one or more fiducials from one or more sensors **260**. For example, in some embodiments, one or more cameras **276** may be configured to detect one or more positions of one or more fiducials that are associated with one or more projection surfaces **500**. In some embodiments, one or more fiducials may be structures that are associated with an individual. In some embodiments, fiducials may include, but are not limited to, an ear, eye, nose, jaw-line, arm, leg, foot, and combinations thereof. Accordingly, in some embodiments where a projection surface **500** is associated with the body of an individual, such fiducials may be used to direct projection output.

[0130] At operation **408**, the obtaining operation **210** may include obtaining information associated with one or more positions of one or more calibration images associated with the one or more projection surfaces. In some embodiments, one or more sensor units **200** may obtain information associated with one or more positions of one or more calibration images associated with the one or more projection surfaces **500**. For example, in some embodiments, one or more sensors **260** may detect one or more calibration images that are associated with one or more projection surfaces **500**. The position of the one or more calibration images may be compared to the position of one or more reference points. Accordingly, in some embodiments, the position of one or more calibration images may be determined by comparing one or more positions of the calibration images to one or more reference points.

[0131] FIG. **5** illustrates alternative embodiments of the example operational flow **200** of FIG. **2**. FIG. **5** illustrates example embodiments where the obtaining operation **220** may include at least one additional operation. Additional operations may include an operation **502**, operation **504**, operation **506**, operation **508**, and/or operation **510**.

[0132] At operation **502**, the obtaining operation **220** may include obtaining content that is to be projected. In some embodiments, one or more sensor units **200** may obtain content that is to be projected. For example, in some embodiments, one or more sensor units **200** may be configured to obtain content that is to be projected from memory. In some embodiments, one or more sensor units **200** may be configured to obtain content that is to be projected in response to one or more sensors **260**. In some embodiments, one or more sensor units **200** may obtain content that is to be projected in response to one or more sensors **260** that detect one or more positions of one or more projection surfaces **500**. For example, in some embodiments, one or more sensor units **200** may select content that is suitable for children if a projection surface **500** is positioned next to a child.

[0133] At operation **504**, the obtaining operation **220** may include obtaining information about the content that is not to be projected. In some embodiments, one or more sensor units **200** may obtain information about the content that is not to be projected. For example, in some embodiments, one or more sensor units **200** may access memory to obtain information about content that is not to be projected. In some embodiments, one or more sensor units **200** may receive one or more signals **400** that include information about content that is not to be projected. For example, in some embodiments, one or

more sensor units **200** may be configured to obtain information about confidential information that is not to be projected.

[0134] At operation **506**, the obtaining operation **220** may include obtaining web-based content. In some embodiments, one or more sensor units **200** may obtain web-based content. In some embodiments, one or more sensor units **200** may obtain web-based content in a manner that depends on the position of a projection surface **500**. For example, in some embodiments, one or more sensor units **200** may obtain web-based content that is suitable for children if a projection surface **500** is next to a child. In some embodiments, a user **600** may define the type of web-based content that should be accessed when a projection surface **500** is placed in a defined position. For example, in some embodiments, one or more sensor units **200** may obtain web-based recipes if a projection surface **500** is positioned within a kitchen.

[0135] At operation **508**, the obtaining operation **220** may include obtaining image-based content. In some embodiments, one or more sensor units **200** may obtain image-based content. One or more sensor units **200** may obtain numerous types of image-based content. Examples of such image-based content include, but are not limited to, pictures, graphs, charts, and the like. Accordingly, in some embodiments, a user **600** may define the type of image-based content that should be accessed when a projection surface **500** is placed in a defined position.

[0136] At operation **510**, the obtaining operation **220** may include obtaining text-based content. In some embodiments, one or more sensor units **200** may obtain text-based content. One or more sensor units **200** may obtain numerous types of text-based content. Examples of such text-based content include, but are not limited to, pages of books (e.g., text books, telephone books), instructions, and the like. Accordingly, in some embodiments, a user **600** may define the type of text-based content that should be accessed when a projection surface **500** is placed in a defined position.

[0137] FIG. **6** illustrates alternative embodiments of the example operational flow **200** of FIG. **2**. FIG. **6** illustrates example embodiments where the obtaining operation **210** may include at least one additional operation. Additional operations may include an operation **602**, operation **604**, and/or operation **606**.

[0138] At operation **602**, the obtaining operation **220** may include obtaining broadcast content. In some embodiments, one or more sensor units **200** may obtain broadcast content. One or more sensor units **200** may obtain numerous types of broadcast content. Examples of such broadcast content includes, but is not limited to, radio broadcasts, television broadcasts, and the like. Accordingly, in some embodiments, a user **600** may define the type of broadcast content that should be accessed when a projection surface **500** is placed in a defined position.

[0139] At operation **604**, the obtaining operation **220** may include obtaining content from memory. In some embodiments, one or more sensor units **200** may obtain content from memory. In some embodiments, one or more sensor units **200** may obtain content from sensor memory **228**. In some embodiments, one or more sensor units **200** may obtain content from memory that is associated with one or more sensor associated devices **800**. In some embodiments, one or more sensor units **200** may obtain content from memory that is associated with one or more user interfaces **300**. For example,

in some embodiments, one or more sensor units **200** may obtain content from removable memory that is associated with a user interface **300**.

[0140] At operation **606**, the obtaining operation **220** may include receiving one or more signals that include the content. In some embodiments, one or more sensor units **200** may receive one or more signals **400** that include the content. In some embodiments, one or more sensor receivers **252** may receive one or more signals **400** that include the content. In some embodiments, one or more sensor units **200** may receive one or more radio signals **400** that include content. In some embodiments, one or more sensor units **200** may receive one or more television signals **400** that include content. In some embodiments, one or more sensor units **200** may receive one or more broadcast signals **400** that include content (e.g., cellular signals).

[0141] FIG. 7 illustrates alternative embodiments of the example operational flow **200** of FIG. 2. FIG. 7 illustrates example embodiments where the transmitting operation **230** may include at least one additional operation. Additional operations may include an operation **702**, operation **704**, operation **706**, operation **708**, operation **710**, and/or operation **712**.

[0142] At operation **702**, the transmitting operation **230** may include transmitting one or more signals that include the content that is to be projected. In some embodiments, one or more sensor units **200** may transmit one or more signals **400** that include the content that is to be projected. In some embodiments, one or more sensor transmitters **251** may transmit one or more signals **400** that include content that is to be projected. Signals **400** may be transmitted that include numerous types of content. Examples of such content include, but are not limited to, text-based content, image-based content, graphics, pictures, and the like.

[0143] At operation **704**, the transmitting operation **230** may include transmitting one or more signals that include information about the content that is not to be projected. In some embodiments, one or more sensor units **200** may transmit one or more signals **400** that include information about the content that is not to be projected. In some embodiments, one or more sensor transmitters **251** may transmit one or more signals **400** that include information about content that is not to be projected. For example, in some embodiments, one or more signals **400** may include information about the type of content that is not to be projected. Examples of such content include, but are not limited to, confidential information, adult content, and the like. In some embodiments, one or more signals **400** may include information associated with the location of content that is not to be projected. For example, in some embodiments, one or more signals **400** may include information about the net-address of content that is not to be accessed. In some embodiments, one or more signals **400** may include information about the location of content that is contained within memory that is not to be projected.

[0144] At operation **706**, the transmitting operation **230** may include transmitting one or more signals that include web-based content. In some embodiments, one or more sensor units **200** may transmit one or more signals **400** that include web-based content. In some embodiments, one or more sensor transmitters **251** may transmit one or more signals **400** that include web-based content. In some embodiments, one or more signals **400** may include text-based content. In some embodiments, one or more signals **400** may include image-based content. In some embodiments, one or

more signals **400** may include graphics-based content. For example, in some embodiments, one or more signals **400** may include graphics associated with interactive web-based games.

[0145] At operation **708**, the transmitting operation **230** may include transmitting one or more signals that include image-based content. In some embodiments, one or more sensor units **200** may transmit one or more signals **400** that include image-based content. In some embodiments, one or more sensor transmitters **251** may transmit one or more signals **400** that include image-based content. For example, in some embodiments, one or more sensor units **200** may transmit one or more signals **400** that include pictures, graphs, charts, graphics, and the like.

[0146] At operation **710**, the transmitting operation **230** may include transmitting one or more signals that include text-based content. In some embodiments, one or more sensor units **200** may transmit one or more signals **400** that include text-based content. In some embodiments, one or more sensor transmitters **251** may transmit one or more signals **400** that include text-based content. For example, in some embodiments, one or more sensor units **200** may transmit one or more signals **400** that include text that is found in books (e.g., text books, telephone books, cookbooks, etc.).

[0147] At operation **712**, the transmitting operation **230** may include transmitting one or more signals that include broadcast content. In some embodiments, one or more sensor units **200** may transmit one or more signals **400** that include broadcast content. In some embodiments, one or more sensor transmitters **251** may transmit one or more signals **400** that include broadcast content. In some embodiments, one or more sensor transmitters **251** may transmit one or more radio signals **400**. In some embodiments, one or more sensor transmitters **251** may transmit one or more television signals **400**. In some embodiments, one or more sensor transmitters **251** may transmit one or more cellular signals **400**.

[0148] In FIG. 8 and in following figures that include various examples of operations used during performance of a method, discussion and explanation may be provided with respect to any one or combination of the above-described examples of FIG. 1, and/or with respect to other examples and contexts. However, it should be understood that the operations may be executed in a number of other environments and contexts, and/or modified versions of FIG. 1. Also, although the various operations are presented in the sequence(s) illustrated, it should be understood that the various operations may be performed in other orders than those which are illustrated, or may be performed concurrently.

[0149] After a start operation, the operational flow **800** includes a receiving operation **810** involving receiving one or more signals that include content selected in response to one or more positions of one or more projection surfaces. In some embodiments, one or more projector units **700** may facilitate reception of one or more signals **400** that include content selected in response to one or more positions of one or more projection surfaces **500**. One or more projector units **700** may receive numerous types of signals **400** that include content. Examples of such signals **400** include, but are not limited to, radio signals **400**, television signals **400**, infrared signals **400**, acoustic signals **400**, light signals **400**, and the like. Numerous types of content may be received. Examples of such content include, but are not limited to, text, images, sounds, pictures, movies, web-casts, and the like.

[0150] After a start operation, the operational flow **800** includes a projecting operation **820** involving projecting the content. In some embodiments, one or more projector units **700** may facilitate projection of the content. In some embodiments, one or more projectors **760** may project content received in response to one or more positions of one or more projection surfaces **500**. Numerous types of content may be projected. Examples of such content include, but are not limited to, text, images, sounds, pictures, movies, web-casts, and the like.

[0151] FIG. **9** illustrates alternative embodiments of the example operational flow **800** of FIG. **8**. FIG. **9** illustrates example embodiments where the receiving operation **810** may include at least one additional operation. Additional operations may include an operation **902**, operation **904**, and/or operation **906**.

[0152] At operation **902**, the receiving operation **810** may include receiving one or more signals that include the content that is to be projected. In some embodiments, one or more projector units **700** may facilitate reception of one or more signals **400** that include the content that is to be projected. In some embodiments, one or more projector receivers **792** may receive one or more signals **400** that include content that is to be projected. Signals **400** may be received that include numerous types of content. Examples of such content include, but are not limited to, text-based content, image-based content, graphics, pictures, and the like.

[0153] At operation **904**, the receiving operation **810** may include receiving one or more signals that include information about the content that is not to be projected. In some embodiments, one or more projector units **700** may facilitate reception of one or more signals **400** that include information about the content that is not to be projected. In some embodiments, one or more projector receivers **792** may receive one or more signals **400** that include information about content that is not to be projected. For example, in some embodiments, one or more signals **400** may include information about the type of content that is not to be projected. Examples of such content include, but are not limited to, confidential information, adult content, and the like. In some embodiments, one or more signals **400** may include information associated with the location of content that is not to be projected. For example, in some embodiments, one or more signals **400** may include information about the net-address of content that is not to be accessed. In some embodiments, one or more signals **400** may include information about the location of content that is contained within memory that is not to be projected.

[0154] At operation **906**, the receiving operation **810** may include receiving one or more signals that include web-based content. In some embodiments, one or more projector units **700** may facilitate reception of one or more signals **400** that include web-based content. In some embodiments, one or more projector receivers **792** may receive one or more signals **400** that include web-based content. In some embodiments, one or more signals **400** may include text-based content. In some embodiments, one or more signals **400** may include image-based content. In some embodiments, one or more signals **400** may include graphics-based content. For example, in some embodiments, one or more signals **400** may include graphics associated with interactive web-based games.

[0155] FIG. **10** illustrates alternative embodiments of the example operational flow **800** of FIG. **8**. FIG. **10** illustrates example embodiments where the receiving operation **810**

may include at least one additional operation. Additional operations may include an operation **1002**, operation **1004**, and/or operation **1006**.

[0156] At operation **1002**, the receiving operation **810** may include receiving one or more signals that include image-based content. In some embodiments, one or more projector units **700** may facilitate reception of one or more signals **400** that include image-based content. In some embodiments, one or more projector receivers **792** may receive one or more signals **400** that include image-based content. For example, in some embodiments, one or more sensor units **200** may transmit one or more signals **400** that include pictures, graphs, charts, graphics, and the like.

[0157] At operation **1004**, the receiving operation **810** may include receiving one or more signals that include text-based content. In some embodiments, one or more projector units **700** may facilitate reception of one or more signals **400** that include text-based content. In some embodiments, one or more projector receivers **792** may receive one or more signals **400** that include text-based content. For example, in some embodiments, one or more sensor units **200** may transmit one or more signals **400** that include text that is found in books (e.g., text books, telephone books, cookbooks, etc.).

[0158] At operation **1006**, the receiving operation **810** may include receiving one or more signals that include broadcast content. In some embodiments, one or more projector units **700** may facilitate reception of one or more signals **400** that include broadcast content. In some embodiments, one or more projector receivers **792** may receive one or more signals **400** that include broadcast content. In some embodiments, one or more projector receivers **792** may receive one or more radio signals **400**. In some embodiments, one or more projector receivers **792** may receive one or more television signals **400**. In some embodiments, one or more projector receivers **792** may receive one or more cellular signals **400**.

[0159] FIG. **11** illustrates alternative embodiments of the example operational flow **800** of FIG. **8**. FIG. **11** illustrates example embodiments where the projecting operation **820** may include at least one additional operation. Additional operations may include an operation **1102**, operation **1104**, operation **1106**, and/or operation **1108**.

[0160] At operation **1102**, the projecting operation **820** may include projecting web-based content. In some embodiments, one or more projector units **700** may project web-based content. In some embodiments, one or more projectors **760** may project web-based content. In some embodiments, one or more projectors **760** may project text-based content. In some embodiments, one or more projectors **760** may project image-based content. In some embodiments, one or more projectors **760** may project graphics-based content. For example, in some embodiments, one or more projectors **760** may project interactive web-based games.

[0161] At operation **1104**, the projecting operation **820** may include projecting image-based content. In some embodiments, one or more projector units **700** may project image-based content. In some embodiments, one or more projectors **760** may project image-based content. For example, in some embodiments, one or more projectors **760** may project one or more pictures, graphs, charts, graphics, and the like.

[0162] At operation **1106**, the projecting operation **820** may include projecting text-based content. In some embodiments, one or more projector units **700** may project text-based content. In some embodiments, one or more projectors **760**

may project text-based content. For example, in some embodiments, one or more projectors 760 may project text that is found in books (e.g., text books, telephone books, cookbooks, etc.).

[0163] At operation 1108, the projecting operation 820 may include projecting broadcast content. In some embodiments, one or more projector units 700 may project broadcast content. In some embodiments, one or more projectors 760 may project broadcast content. In some embodiments, one or more projectors 760 may project television programming. In some embodiments, one or more projectors 760 may project web-casts.

[0164] In FIG. 12 and in following figures that include various examples of operations used during performance of a method, discussion and explanation may be provided with respect to any one or combination of the above-described examples of FIG. 1, and/or with respect to other examples and contexts. However, it should be understood that the operations may be executed in a number of other environments and contexts, and/or modified versions of FIG. 1. Also, although the various operations are presented in the sequence(s) illustrated, it should be understood that the various operations may be performed in other orders than those which are illustrated, or may be performed concurrently.

[0165] After a start operation, the operational flow 1200 includes an obtaining operation 1210 involving obtaining information associated with one or more positions of one or more projection surfaces. In some embodiments, one or more sensor units 200 may obtain information associated with one or more positions of one or more projection surfaces 500. In some embodiments, one or more sensor units 200 may obtain information associated with one or more positions of one or more projection surfaces 500 directly. For example, in some embodiments, one or more sensor units 200 may obtain information from one or more sensors 260. In some embodiments, one or more sensor units 200 may obtain information associated with one or more positions of one or more projection surfaces 500 indirectly. For example, in some embodiments, one or more sensor units 200 may receive one or more signals 400 that are transmitted by one or more projection surfaces 500 that include information associated with one or more positions of the one or more projection surfaces 500. In some embodiments, one or more sensor units 200 may obtain information associated with one or more fiducials associated with one or more projection surfaces 500. In some embodiments, one or more sensor units 200 may obtain information associated with one or more marks associated with one or more projection surfaces 500. In some embodiments, one or more sensor units 200 may obtain information associated with one or more calibration images associated with one or more projection surfaces 500.

[0166] After a start operation, the operational flow 1200 includes an obtaining operation 1220 involving obtaining information related to content in response to the information associated with one or more positions of one or more projection surfaces. In some embodiments, one or more sensor control units 220 may obtain information related to content in response to the information associated with one or more positions of the one or more projection surfaces 500. In some embodiments, one or more sensor control units 220 may access memory to obtain information related to content. For example, in some embodiments, one or more sensor control units 220 may access sensor memory 228 to obtain information related to content. In some embodiments, one or more

sensor control units 220 may access memory that is associated with a sensor associated device 800 to obtain information related to content. In some embodiments, one or more sensor control units 220 may access a user interface 300 to obtain information related to content. In some embodiments, one or more sensor control units 220 may receive one or more signals 400 that include information related to content. For example, in some embodiments, one or more sensor control units 220 may receive one or more radio signals 400. In some embodiments, one or more sensor control units 220 may receive one or more television signals 400. In some embodiments, one or more sensor control units 220 may obtain information related to content from the internet. In some embodiments, one or more sensor control units 220 may obtain information related to content in response to one or more positions of one or more projection surfaces 500. Numerous types of information may be related to content. In some embodiments, such information may be the location where content is stored. In some embodiments, such information may be passwords that may be used to access the content. In some embodiments, such information may be codes that may be used to access the content. In some embodiments, such information may be instructions that may be used to access one or more lookup tables related to the content. In some embodiments, such information may be instructions that may be used to access one or more databases related to the content. In some embodiments, such information may be stored in memory and accessed in response to one or more positions of one or more projection surfaces 500. In some embodiments, such information may be stored in a lookup table and accessed in response to one or more positions of one or more projection surfaces 500. For example, in some embodiments, information related to accessing confidential information may be accessed in response to a projection surface 500 being positioned next to a selected individual. In some embodiments, information related to accessing information that is not confidential may be accessed in response to a projection surface 500 being positioned a distance away from a selected individual.

[0167] After a start operation, the operational flow 1200 includes a transmitting operation 1230 involving transmitting one or more signals that include the information related to content. In some embodiments, one or more sensor interface modules 240 may transmit one or more signals 400 that include the information related to content. One or more sensor interface modules may transmit numerous types of signals 400 that include information related to content. Examples of such signals 400 include, but are not limited to, radio signals 400, television signals 400, infrared signals 400, acoustic signals 400, light signals 400, and the like. Numerous types of information related to content may be transmitted. Examples of such information related to content may include, but is not limited to, information related to a location where the content is stored, information related to one or more passwords that may be used to access the content, information related to one or more codes that may be used to access the content, instructions to access one or more lookup tables, instructions to access one or more databases, and the like.

[0168] FIG. 13 illustrates alternative embodiments of the example operational flow 1200 of FIG. 12. FIG. 13 illustrates example embodiments where the obtaining operation 1210 may include at least one additional operation. Additional operations may include an operation 1302, operation 1304, operation 1306, operation 1308, and/or operation 1310.

[0169] At operation 1302, the obtaining operation 1210 may include detecting the one or more positions of the one or more projection surfaces. In some embodiments, one or more sensor units 200 may detect one or more positions associated with one or more projection surfaces 500. In some embodiments, one or more sensor units 200 may be operably associated with one or more sensors 260 that detect one or more positions of one or more projection surfaces 500. Numerous types of sensors 260 may be used to detect one or more positions of one or more projection surfaces 500. For example, in some embodiments, one or more light sensors 268 may be configured to detect light intensity associated with one or more projection surfaces 500. In some embodiments, one or more light sensors 268 may be configured to detect reflectivity associated with one or more projection surfaces 500. In some embodiments, one or more light sensors 268 may be configured to detect light absorbance associated with one or more projection surfaces 500. In some embodiments, one or more light sensors 268 may be configured to detect light transmission associated with one or more projection surfaces 500. In some embodiments, one or more motion sensors 261 may be configured to detect motion associated with one or more projection surfaces 500. For example, in some embodiments, one or more motion sensors 261 may detect movement of one or more projection surfaces 500 from one area to another. In some embodiments, one or more cameras 276 may be configured to detect one or more positions of one or more projection surfaces 500. For example, in some embodiments, one or more cameras 276 may be configured to detect the position of one or more fiducials associated with one or more projection surfaces 500. Accordingly, in some embodiments, one or more cameras 276 may be configured to detect positions of one or more projection surfaces 500 through determining one or more positions of one or more fiducials associated with the one or more projection surfaces 500. In some embodiments, one or more cameras 276 may be configured to detect one or more positions of one or more projection surfaces 500 through determining one or more positions of one or more calibration images associated with the one or more projection surfaces 500. In some embodiments, one or more calibration images may be associated with one or more projection surfaces 500. For example, in some embodiments, one or more calibration images may be stamped onto one or more projection surfaces 500. In some embodiments, one or more calibration images may be printed onto one or more projection surfaces 500. In some embodiments, one or more calibration images may be projected onto one or more projection surfaces 500. Accordingly, sensors 260 may be configured in numerous ways to facilitate detection of one or more positions of one or more projection surfaces 500.

[0170] At operation 1304, the obtaining operation 1210 may include receiving one or more signals that include the information associated with the one or more positions of the one or more projection surfaces. In some embodiments, one or more sensor units 200 may receive one or more signals 400 that include the information associated with the one or more positions of the one or more projection surfaces 500. In some embodiments, one or more sensor units 200 may receive one or more signals 400 that include information associated with one or more positions associated with one or more projection surfaces 500 that are transmitted by one or more surface transmitters 504. In some embodiments, one or more sensor units 200 may receive one or more signals 400 that include

information associated with one or more positions associated with one or more projection surfaces 500 that are transmitted by one or more sensor associated devices 800. For example, in some embodiments, one or more sensor associated devices 800 may be configured to detect one or more positions of one or more projection surfaces 500 and transmit one or more signals 400 that include information associated with the one or more positions.

[0171] At operation 1306, the obtaining operation 1210 may include obtaining information associated with the actual position of the one or more projection surfaces. In some embodiments, one or more sensor units 200 may obtain information associated with the actual position of the one or more projection surfaces 500. In some embodiments, one or more sensor units 200 may obtain information associated with the position of one or more projection surfaces 500 through use of a global positioning system (GPS). In some embodiments, one or more sensor units 200 may obtain information associated with the position of one or more projection surfaces 500 through analysis of triangulation data. For example, in some embodiments, the position of a projection surface 500 may be determined through triangulation of positional data from cellular communications towers.

[0172] At operation 1308, the obtaining operation 1210 may include obtaining information associated with the relative position of the one or more projection surfaces. In some embodiments, one or more sensor units 200 may obtain information associated with the relative position of the one or more projection surfaces 500. In some embodiments, the position of a projection surface 500 may be determined relative to a fiducial. For example, in some embodiments, a select individual may be used as a fiducial and the position of a projection surface 500 may be determined relative to the selected individual.

[0173] At operation 1310, the obtaining operation 1210 may include obtaining information associated with the horizontal position of the one or more projection surfaces. In some embodiments, one or more sensor units 200 may obtain information associated with the horizontal position of the one or more projection surfaces 500. For example, in some embodiments, one or more sensor units 200 may be configured to obtain information associated with one or more horizontal positions of one or more projection surfaces 500 that are located on one or more countertops. In some embodiments, one or more sensor units 200 may be configured to obtain information associated with one or more positions of one or more projection surfaces 500 that are located on one or more floors. In some embodiments, one or more sensor units 200 may be configured to obtain information associated with one or more positions of one or more projection surfaces 500 that may be moved to different positions on a countertop.

[0174] FIG. 14 illustrates alternative embodiments of the example operational flow 1200 of FIG. 12. FIG. 14 illustrates example embodiments where the obtaining operation 1210 may include at least one additional operation. Additional operations may include an operation 1402, operation 1404, operation 1406, and/or operation 1408.

[0175] At operation 1402, the obtaining operation 1210 may include obtaining information associated with the vertical position of the one or more projection surfaces. In some embodiments, one or more sensor units 200 may obtain information associated with the vertical position of the one or more projection surfaces 500. In some embodiments, one or more sensor units 200 may be configured to obtain information

associated with one or more vertical positions associated with the one or more projection surfaces 500. For example, in some embodiments, one or more sensor units 200 may be configured to obtain information associated with the vertical position of one or more projection surfaces 500 that are mounted on one or more walls.

[0176] At operation 1404, the obtaining operation 1210 may include obtaining information associated with the rotational position of the one or more projection surfaces. In some embodiments, one or more sensor units 200 may obtain information associated with the rotational position of the one or more projection surfaces 500. In some embodiments, one or more sensor units 200 may be configured to obtain information associated with one or more rotational positions associated with the one or more projection surfaces 500. In some embodiments, one or more sensor units 200 may be configured to obtain information associated with the rotational position of one or more projection surfaces 500 that are placed on one or more countertops. For example, in some embodiments, one or more sensor units 200 may be configured to detect if a projection surface 500 is rotated away from facing a first person so that it faces a second person. In some embodiments, one or more fiducials that are associated with a projection surface 500 may be used to determine if the projection surface 500 has undergone a change in rotational position. In some embodiments, one or more calibration images that are associated with a projection surface 500 may be used to determine if the projection surface 500 has undergone a change in rotational position. Accordingly, the rotational position of one or more projection surfaces 500 may be determined through use of numerous methods.

[0177] At operation 1406, the obtaining operation 1210 may include obtaining information associated with one or more positions of one or more fiducials associated with the one or more projection surfaces. In some embodiments, one or more sensor units 200 may obtain information associated with one or more positions of one or more fiducials associated with the one or more projection surfaces 500. In some embodiments, one or more projector control units 740 may receive one or more signals 400 that include information associated with one or more fiducials that are associated with one or more projection surfaces 500. In some embodiments, such signals 400 may be transmitted by one or more surface transmitters 504 that are associated with one or more projection surfaces 500. Numerous types of fiducials may be used alone or in combination while associated with one or more projection surfaces 500. Examples of such fiducials include, but are not limited to, magnetic materials, fluorescent materials, quantum dots, radio-frequency tags, global positioning systems, and the like. In some embodiments, one or more projector control units 740 may obtain information associated with one or more positions of one or more fiducials from one or more sensors 260. For example, in some embodiments, one or more cameras 276 may be configured to detect one or more positions of one or more fiducials that are associated with one or more projection surfaces 500. In some embodiments, one or more fiducials may be structures that are associated with an individual. In some embodiments, fiducials may include, but are not limited to, an ear, eye, nose, jaw-line, arm, leg, foot, and combinations thereof. Accordingly, in some embodiments where a projection surface 500 is associated with the body of an individual, such fiducials may be used to direct projection output.

[0178] At operation 1408, the obtaining operation 1210 may include obtaining information associated with one or more positions of one or more calibration images associated with the one or more projection surfaces. In some embodiments, one or more sensor units 200 may obtain information associated with one or more positions of one or more calibration images associated with the one or more projection surfaces 500. For example, in some embodiments, one or more sensors 260 may detect one or more calibration images that are associated with one or more projection surfaces 500. The position of the one or more calibration images may be compared to the position of one or more reference points. Accordingly, in some embodiments, the position of one or more calibration images may be determined by comparing one or more positions of the calibration images to one or more reference points.

[0179] FIG. 15 illustrates alternative embodiments of the example operational flow 1200 of FIG. 12. FIG. 15 illustrates example embodiments where the obtaining operation 1220 may include at least one additional operation. Additional operations may include an operation 1502, operation 1504, operation 1506, operation 1508, and/or operation 1510.

[0180] At operation 1502, the obtaining operation 1220 may include obtaining information related to the location of the content. In some embodiments, one or more sensor units 200 may obtain information related to the location of the content. In some embodiments, one or more sensor units 200 may access one or more lookup tables to obtain information related to the location of content. For example, in some embodiments, a lookup table may include one or more positions of a projection surface 500 that are cross-referenced to the location where content is stored. Accordingly, in some embodiments, one or more sensor units 200 may access a lookup table to coordinate one or more positions of a projection surface 500 with the location of content. In some embodiments, one or more sensor units 200 may obtain information related to where content is stored in memory. In some embodiments, one or more sensor units 200 may obtain information related to one or more internet addresses where content is stored. In some embodiments, one or more sensor units 200 may obtain information related to one or more databases where content is stored.

[0181] At operation 1504, the obtaining operation 1220 may include obtaining information related to accessing memory. In some embodiments, one or more sensor units 200 may obtain information related to accessing memory. In some embodiments, one or more sensor units 200 may obtain information related to passwords that may be used to access memory. For example, in some embodiments, a lookup table may include one or more positions of a projection surface 500 that are cross-referenced to passwords that may be used to access content that is contained in memory. Accordingly, in some embodiments, one or more sensor units 200 may access a lookup table to coordinate one or more positions of a projection surface 500 with one or more passwords. In some embodiments, one or more sensor units 200 may obtain information related to where content is stored in memory.

[0182] At operation 1506, the obtaining operation 1220 may include obtaining information related to accessing image-based content. In some embodiments, one or more sensor units 200 may obtain information related to accessing image-based content. In some embodiments, one or more sensor units 200 may obtain information related to passwords that may be used to access image-based content. For example,

in some embodiments, a lookup table may include one or more positions of a projection surface **500** that are cross-referenced to passwords that may be used to access image-based content that is contained in memory. Accordingly, in some embodiments, one or more sensor units **200** may access a lookup table to coordinate one or more positions of a projection surface **500** with one or more passwords. In some embodiments, one or more sensor units **200** may obtain information related to where image-based content is stored in memory.

[0183] At operation **1508**, the obtaining operation **1220** may include obtaining information related to accessing text-based content. In some embodiments, one or more sensor units **200** may obtain information related to accessing text-based content. In some embodiments, one or more sensor units **200** may obtain information related to passwords that may be used to access text-based content. For example, in some embodiments, a lookup table may include one or more positions of a projection surface **500** that are cross-referenced to passwords that may be used to access text-based content that is contained in memory. Accordingly, in some embodiments, one or more sensor units may access a lookup table to coordinate one or more positions of a projection surface **500** with one or more passwords. In some embodiments, one or more sensor units **200** may obtain information related to where text-based content is stored in memory.

[0184] At operation **1510**, the obtaining operation **1220** may include obtaining information related to accessing broadcast content. In some embodiments, one or more sensor units **200** may obtain information related to accessing broadcast content. In some embodiments, one or more sensor units **200** may obtain information related to passwords that may be used to access broadcast content. For example, in some embodiments, a lookup table may include one or more positions of a projection surface **500** that are cross-referenced to passwords that may be used to access text-based content that is contained in memory. Accordingly, in some embodiments, one or more sensor units **200** may access a lookup table to coordinate one or more positions of a projection surface **500** with one or more passwords. In some embodiments, one or more sensor units **200** may obtain information related to one or more frequencies over which broadcast content (e.g., radio and television) may be received.

[0185] FIG. **16** illustrates alternative embodiments of the example operational flow **1200** of FIG. **12**. FIG. **16** illustrates example embodiments where the obtaining operation **1220** may include at least one additional operation. Additional operations may include an operation **1602**, operation **1604**, operation **1606**, operation **1608**, and/or operation **1610**.

[0186] At operation **1602**, the obtaining operation **1220** may include obtaining information related to accessing web-based content. In some embodiments, one or more sensor units **200** may obtain information related to accessing web-based content. In some embodiments, one or more sensor units **200** may obtain information related to passwords that may be used to access web-based content. For example, in some embodiments, a lookup table may include one or more positions of a projection surface **500** that are cross-referenced to passwords that may be used to access web-based content. Accordingly, in some embodiments, one or more sensor units **200** may access a lookup table to coordinate one or more positions of a projection surface **500** with one or more passwords. In some embodiments, one or more sensor units **200**

may obtain information related to one or more internet addresses where web-based content may be accessed.

[0187] At operation **1604**, the obtaining operation **1220** may include obtaining information related to accessing memory that includes the content. In some embodiments, one or more sensor units **200** may obtain information related to accessing memory that includes content. In some embodiments, one or more sensor units **200** may obtain information related to passwords that may be used to access memory that includes content. For example, in some embodiments, a lookup table may include one or more positions of a projection surface **500** that are cross-referenced to passwords that may be used to access content that is included within memory. Accordingly, in some embodiments, one or more sensor units **200** may access a lookup table to coordinate one or more positions of a projection surface **500** with one or more passwords. In some embodiments, one or more sensor units **200** may obtain information related to one or more locations of memory that includes content.

[0188] At operation **1606**, the obtaining operation **1220** may include obtaining information related to accessing one or more content packets. In some embodiments, one or more sensor units **200** may obtain information related to accessing one or more content packets. In some embodiments, one or more sensor units **200** may obtain information related to passwords that may be used to access one or more content packets. For example, in some embodiments, a lookup table may include one or more positions of a projection surface **500** that are cross-referenced to passwords that may be used to access one or more content packets. Accordingly, in some embodiments, one or more sensor units **200** may access a lookup table to coordinate one or more positions of a projection surface **500** with one or more passwords. In some embodiments, one or more sensor units **200** may obtain information related to one or more locations of memory that includes one or more content packets.

[0189] At operation **1608**, the obtaining operation **1220** may include obtaining information related to accessing the content that is to be presented to one or more individuals. In some embodiments, one or more sensor units **200** may obtain information related to accessing the content that is to be presented to one or more individuals. In some embodiments, one or more lookup tables may be configured to cross-reference specific individuals with specific content. In some embodiments, one or more lookup tables may be configured to cross-reference specific individuals with access to specific types of content. For example, in some embodiments, a lookup table may correlate a specific individual with access to confidential information. Accordingly, in some embodiments, one or more sensor units **200** may obtain information related to the identity of an individual and then access one or more lookup tables to obtain information related to content that may be presented to that specific individual.

[0190] At operation **1610**, the obtaining operation **1220** may include obtaining information related to accessing the content that is not to be presented to one or more individuals. In some embodiments, one or more sensor units **200** may obtain information related to accessing the content that is not to be presented to one or more individuals. In some embodiments, one or more lookup tables may be configured to cross-reference specific individuals with specific content that is not to be presented to the specific individual. In some embodiments, one or more lookup tables may be configured to cross-reference specific individuals with the denial of access to

specific types of content. For example, in some embodiments, a lookup table may correlate a specific individual with the denial of access to confidential information. Accordingly, in some embodiments, one or more sensor units 200 may obtain information related to the identity of an individual and then access one or more lookup tables to obtain information related to content that is not to be presented to that specific individual.

[0191] FIG. 17 illustrates alternative embodiments of the example operational flow 1200 of FIG. 12. FIG. 17 illustrates example embodiments where the transmitting operation 1230 may include at least one additional operation. Additional operations may include an operation 1702, operation 1704, operation 1706, operation 1708, and/or operation 1710.

[0192] At operation 1702, the transmitting operation 1230 may include transmitting one or more signals that include the information related to the location of the content. In some embodiments, one or more sensor units 200 may transmit one or more signals 400 that include the information related to the location of the content. In some embodiments, one or more sensor units 200 may transmit one or more signals 400 that include information related to one or more locations where content is stored in memory. In some embodiments, one or more sensor units 200 may transmit one or more signals 400 that include information related to one or more locations of memory where content is stored. In some embodiments, one or more sensor units 200 may transmit one or more signals 400 that include information related to one or more internet addresses where content is stored. In some embodiments, one or more sensor units 200 may transmit one or more signals 400 that include information related to one or more databases where content is stored.

[0193] At operation 1704, the transmitting operation 1230 may include transmitting one or more signals that include the information related to accessing memory. In some embodiments, one or more sensor units 200 may transmit one or more signals 400 that include the information related to accessing memory. In some embodiments, one or more sensor units 200 may transmit one or more signals 400 that include one or more passwords that may be used to access memory. In some embodiments, one or more sensor units 200 may transmit one or more signals 400 that include one or more codes that may be used to access memory. In some embodiments, one or more sensor units 200 may transmit one or more signals 400 that include information related to the location of memory.

[0194] At operation 1706, the transmitting operation 1230 may include transmitting one or more signals that include the information related to accessing image-based content. In some embodiments, one or more sensor units 200 may transmit one or more signals 400 that include the information related to accessing image-based content. In some embodiments, one or more sensor units 200 may transmit one or more signals 400 that include one or more passwords that may be used to access image-based content. In some embodiments, one or more sensor units 200 may transmit one or more signals 400 that include one or more codes that may be used to access image-based content. In some embodiments, one or more sensor units 200 may transmit one or more signals 400 that include information related to the location of image-based content.

[0195] At operation 1708, the transmitting operation 1230 may include transmitting one or more signals that include the information related to accessing text-based content. In some embodiments, one or more sensor units 200 may transmit one

or more signals 400 that include the information related to accessing text-based content. In some embodiments, one or more sensor units 200 may transmit one or more signals 400 that include one or more passwords that may be used to access text-based content. In some embodiments, one or more sensor units 200 may transmit one or more signals 400 that include one or more codes that may be used to access text-based content. In some embodiments, one or more sensor units 200 may transmit one or more signals 400 that include information related to the location of text-based content.

[0196] At operation 1710, the transmitting operation 1230 may include transmitting one or more signals that include the information related to accessing broadcast content. In some embodiments, one or more sensor units 200 may transmit one or more signals 400 that include the information related to accessing broadcast content. In some embodiments, one or more sensor units 200 may transmit one or more signals 400 that include one or more passwords that may be used to access broadcast content. In some embodiments, one or more sensor units 200 may transmit one or more signals 400 that include one or more codes that may be used to access broadcast content. In some embodiments, one or more sensor units 200 may transmit one or more signals 400 that include information related to one or more frequencies over which broadcast content (e.g., radio and television) may be received.

[0197] FIG. 18 illustrates alternative embodiments of the example operational flow 1200 of FIG. 12. FIG. 18 illustrates example embodiments where the transmitting operation 1230 may include at least one additional operation. Additional operations may include an operation 1802, operation 1804, operation 1806, operation 1808, and/or operation 1810.

[0198] At operation 1802, the transmitting operation 1230 may include transmitting one or more signals that include the information related to accessing web-based content. In some embodiments, one or more sensor units 200 may transmit one or more signals 400 that include the information related to accessing web-based content. In some embodiments, one or more sensor units 200 may transmit one or more signals 400 that include one or more passwords that may be used to access web-based content. In some embodiments, one or more sensor units 200 may transmit one or more signals 400 that include one or more codes that may be used to access web-based content. In some embodiments, one or more sensor units 200 may transmit one or more signals 400 that include information related to the location of web-based content. In some embodiments, one or more sensor units 200 may transmit one or more signals 400 that include information related to one or more internet addresses where web-based content may be accessed.

[0199] At operation 1804, the transmitting operation 1230 may include transmitting one or more signals that include the information related to accessing memory that includes content. In some embodiments, one or more sensor units 200 may transmit one or more signals 400 that include the information related to accessing memory that includes the content. In some embodiments, one or more sensor units 200 may transmit one or more signals 400 that include one or more passwords that may be used to access memory. In some embodiments, one or more sensor units 200 may transmit one or more signals 400 that include one or more codes that may be used to access memory. In some embodiments, one or more sensor units 200 may transmit one or more signals 400 that include information related to the location of memory that includes content.

[0200] At operation 1806, the transmitting operation 1230 may include transmitting one or more signals that include the information related to accessing one or more content packets. In some embodiments, one or more sensor units 200 may transmit one or more signals 400 that include the information related to accessing one or more content packets. In some embodiments, one or more sensor units 200 may transmit one or more signals 400 that include one or more passwords that may be used to access one or more content packets. In some embodiments, one or more sensor units 200 may transmit one or more signals 400 that include one or more codes that may be used to access one or more content packets. In some embodiments, one or more sensor units 200 may transmit one or more signals 400 that include information related to the location of one or more content packets.

[0201] At operation 1808, the transmitting operation 1230 may include transmitting one or more signals that include the information related to accessing the content that is to be presented to one or more individuals. In some embodiments, one or more sensor units 200 may transmit one or more signals 400 that include information related to accessing the content that is to be presented to one or more individuals. In some embodiments, one or more sensor units 200 may transmit one or more signals 400 that include information related to accessing content that is to be presented to one or more specific individuals. In some embodiments, one or more sensor units 200 may transmit one or more signals 400 that include information related to accessing specific content that is to be presented to one or more specific individuals. In some embodiments, one or more sensor units 200 may transmit one or more signals 400 that include information related to accessing specific types of content that is to be presented to one or more specific individuals. For example, in some embodiments, one or more sensor units 200 may transmit one or more signals 400 that include information related to presenting confidential information to one or more specified individuals.

[0202] At operation 1810, the transmitting operation 1230 may include transmitting one or more signals that include the information related to accessing the content that is not to be presented to one or more individuals. In some embodiments, one or more sensor units 200 may transmit one or more signals 400 that include the information related to accessing the content that is not to be presented to one or more individuals. In some embodiments, one or more sensor units 200 may transmit one or more signals 400 that include information related to accessing content that is not to be presented to one or more specific individuals. In some embodiments, one or more sensor units 200 may transmit one or more signals 400 that include information related to specific content that is not to be presented to one or more specific individuals. In some embodiments, one or more sensor units 200 may transmit one or more signals 400 that include information related to accessing specific types of content that is not to be presented to one or more specific individuals. For example, in some embodiments, one or more sensor units 200 may transmit one or more signals 400 that include information related to denying access to confidential information by one or more specified individuals.

[0203] In FIG. 19 and in following figures that include various examples of operations used during performance of a method, discussion and explanation may be provided with respect to any one or combination of the above-described examples of FIG. 1, and/or with respect to other examples and

contexts. However, it should be understood that the operations may be executed in a number of other environments and contexts, and/or modified versions of FIG. 1. Also, although the various operations are presented in the sequence(s) illustrated, it should be understood that the various operations may be performed in other orders than those which are illustrated, or may be performed concurrently.

[0204] After a start operation, the operational flow 1900 includes a receiving operation 1910 involving receiving one or more signals that include information related to content that is obtained in response to information associated with one or more positions of one or more projection surfaces. In some embodiments, one or more projector units 700 may facilitate reception of one or more signals 400 that include information related to content that is obtained in response to information associated with one or more positions of one or more projection surfaces 500. One or more projector units 700 may facilitate reception of numerous types of information that is related to content obtained in response to information associated with one or more positions of one or more projection surfaces 500. In some embodiments, such information may provide instructions to access content. For example, in some embodiments, such information may provide one or more passwords that may be used to access content. In some embodiments, such information may provide one or more codes that may be used to access content. In some embodiments, such information may provide the location of content. For example, in some embodiments, such information may include an internet address where content is located. In some embodiments, such information may include the location of memory where content is contained. In some embodiments, such information may provide the type of content to be accessed. In some embodiments, such information may provide the type of content that is not to be accessed.

[0205] After a start operation, the operational flow 1900 includes an obtaining operation 1920 involving obtaining the content. In some embodiments, one or more projector units 700 may obtain the content. In some embodiments, one or more projector units 700 may access memory to obtain the content. In some embodiments, one or more projector units 700 may access the internet to obtain the content. In some embodiments, one or more projector units 700 may access content through use of a wireless network (e.g., a cellular telephone network). Accordingly, one or more projector units 700 may use numerous protocols to access content.

[0206] After a start operation, the operational flow 1900 includes a projecting operation 1930 involving projecting the content. In some embodiments, one or more projector units 700 may project the content. In some embodiments, one or more projector units 700 may project content in a manner that depends upon the position of one or more projection surfaces 500. Numerous types of projectors may be used to project content. In some embodiments, a projector 760 may be an image stabilized projector 760. In some embodiments, a projector 760 may be a picoprojector 760. In some embodiments, a projector 760 may be coupled into a network of projectors 760. For example, in some embodiments, two or more projectors 760 may be linked into a network such that projection through the two or more projectors 760 may be coordinated with each other.

[0207] FIG. 20 illustrates alternative embodiments of the example operational flow 1900 of FIG. 19. FIG. 20 illustrates example embodiments where the receiving operation 1910 may include at least one additional operation. Additional

may facilitate reception of one or more signals 400 that include one or more passwords that may be used to access memory. In some embodiments, one or more projector units 700 may facilitate reception of one or more signals 400 that include one or more codes that may be used to access memory. In some embodiments, one or more projector units 700 may facilitate reception of one or more signals 400 that include information related to the location of memory that includes content.

[0216] At operation 2106, the receiving operation 1910 may include receiving one or more signals that include information related to accessing one or more content packets. In some embodiments, one or more projector units 700 may facilitate reception of one or more signals 400 that include information related to accessing one or more content packets 402. In some embodiments, one or more projector receivers 792 may receive one or more signals 400 that include information related to accessing one or more content packets 402. In some embodiments, one or more projector units 700 may facilitate reception of one or more signals 400 that include one or more passwords that may be used to access one or more content packets 402. In some embodiments, one or more projector units 700 may facilitate reception of one or more signals 400 that include one or more codes that may be used to access one or more content packets 402. In some embodiments, one or more projector units 700 may facilitate reception of one or more signals 400 that include information related to the location of one or more content packets 402.

[0217] At operation 2108, the receiving operation 1910 may include receiving one or more signals that include information related to accessing the content that is to be presented to one or more individuals. In some embodiments, one or more projector units 700 may facilitate reception of one or more signals 400 that include information related to accessing the content that is to be presented to one or more individuals. In some embodiments, one or more projector receivers 792 may receive one or more signals 400 that include information related to accessing content that is to be presented to one or more individuals. In some embodiments, one or more projector units 700 may facilitate reception of one or more signals 400 that include information related to accessing content that is to be presented to one or more specific individuals. In some embodiments, one or more projector units 700 may facilitate reception of one or more signals 400 that include information related to accessing specific types of content that is to be presented to one or more specific individuals. In some embodiments, one or more projector units 700 may facilitate reception of one or more signals 400 that include information related to accessing specific types of content that is to be presented to one or more specific individuals. For example, in some embodiments, one or more projector units 700 may facilitate reception of one or more signals 400 that include information related to presenting confidential information to one or more specified individuals.

[0218] At operation 2110, the receiving operation 1910 may include receiving one or more signals that include information related to accessing the content that is not to be presented to one or more individuals. In some embodiments, one or more projector units 700 may facilitate reception of one or more signals 400 that include information related to accessing the content that is not to be presented to one or more individuals. In some embodiments, one or more projector receivers 792 may receive one or more signals 400 that include information related to accessing content that is not to be presented to one or more individuals. In some embodiments, one or more projector units 700 may facilitate reception of one or more signals 400 that include information

related to accessing content that is not to be presented to one or more specific individuals. In some embodiments, one or more projector units 700 may facilitate reception of one or more signals 400 that include information related to specific content that is not to be presented to one or more specific individuals. In some embodiments, one or more projector units 700 may facilitate reception of one or more signals 400 that include information related to accessing specific types of content that is not to be presented to one or more specific individuals. For example, in some embodiments, one or more projector units 700 may facilitate reception of one or more signals 400 that include information related to denying access to confidential information by one or more specified individuals.

[0219] FIG. 22 illustrates alternative embodiments of the example operational flow 1900 of FIG. 19. FIG. 22 illustrates example embodiments where the obtaining operation 1920 may include at least one additional operation. Additional operations may include an operation 2202, operation 2204, operation 2206, operation 2208, and/or operation 2210.

[0220] At operation 2202, the obtaining operation 1920 may include obtaining the content from memory. In some embodiments, one or more projector units 700 may obtain the content from memory. In some embodiments, one or more projector control units 740 may obtain the content from memory. In some embodiments, one or more projector units 700 may obtain the content from memory in response to receipt of one or more signals 400. In some embodiments, one or more projector units 700 may obtain the content from control memory 744. In some embodiments, one or more projector units 700 may obtain the content from memory associated with one or more projector associated devices 900. Numerous types of content may be obtained from memory. Examples of such content include, but are not limited to, text, images, pictures, and the like.

[0221] At operation 2204, the obtaining operation 1920 may include obtaining image-based content. In some embodiments, one or more projector units 700 may obtain image-based content. In some embodiments, one or more projector control units 740 may obtain image-based content. In some embodiments, one or more projector units 700 may access memory to obtain image-based content. In some embodiments, one or more projector units 700 may access numerous types of memory. Numerous types of image-based content may be obtained. Examples of such image-based content include, but are not limited to, pictures, graphics, games having a graphical component, maps, and the like.

[0222] At operation 2206, the obtaining operation 1920 may include obtaining text-based content. In some embodiments, one or more projector units 700 may obtain text-based content. In some embodiments, one or more projector control units 740 may obtain text-based content. In some embodiments, one or more projector units 700 may access memory to obtain text-based content. In some embodiments, one or more projector units 700 may access numerous types of memory. Numerous types of text-based content may be obtained. Examples of such text-based content include, but are not limited to, text obtained from books (e.g., text books, cookbooks, instruction manuals, etc.), text obtained from the internet, text messages, and the like.

[0223] At operation 2208, the obtaining operation 1920 may include obtaining broadcast content. In some embodiments, one or more projector units 700 may obtain broadcast content. In some embodiments, one or more projector control units 740 may obtain broadcast content. In some embodiments, one or more projector units 700 may receive television signals 400 to obtain broadcast content.

[0224] At operation 2210, the obtaining operation 1920 may include obtaining web-based content. In some embodiments, one or more projector units 700 may obtain web-based content. In some embodiments, one or more projector control units 740 may obtain web-based content. In some embodiments, one or more projector units 700 may access the internet to obtain web-based content. Numerous types of web-based content may be obtained. Examples of such web-based content include, but are not limited to, text obtained from the internet, electronic mail, web-casts, and the like.

[0225] FIG. 23 illustrates alternative embodiments of the example operational flow 1900 of FIG. 19. FIG. 23 illustrates example embodiments where the obtaining operation 1920 may include at least one additional operation. Additional operations may include an operation 2302, operation 2304, and/or operation 2306.

[0226] At operation 2302, the obtaining operation 1920 may include obtaining one or more content packets. In some embodiments, one or more projector units 700 may obtain one or more content packets 402. In some embodiments, one or more projector control units 740 may obtain one or more content packets 402. In some embodiments, one or more projector units 700 may retrieve one or more content packets 402 from one or more signals 400. A content packet 402 may include numerous types of content. Examples of such content include, but are not limited to, text, pictures, electronic games, images, and the like.

[0227] At operation 2304, the obtaining operation 1920 may include obtaining content that is to be presented to one or more individuals. In some embodiments, one or more projector units 700 may obtain content that is to be presented to one or more individuals. In some embodiments, one or more projector control units 740 may obtain content that is to be presented to one or more individuals. Content that is to be presented to one or more individuals may be obtained from numerous sources. For example, in some embodiments, the internet may be accessed to obtain content that is to be presented to one or more individuals. In some embodiments, memory may be accessed to obtain content that is to be presented to one or more individuals. In some embodiments, a cellular telephone network may be accessed to obtain content that is to be presented to one or more individuals.

[0228] At operation 2306, the obtaining operation 1920 may include obtaining information related to accessing the content that is not to be presented to one or more individuals. In some embodiments, one or more projector units 700 may obtain information related to accessing the content that is not to be presented to one or more individuals. In some embodiments, one or more projector control units 740 may obtain information related to accessing content that is not to be presented to one or more individuals. For example, in some embodiments, content may be accessed that is not to be presented to an individual so that the content may be sequestered. In some embodiments, content may be accessed that is not to be presented to an individual so that the type of content may be determined and other content of similar type may be sequestered.

[0229] FIG. 24 illustrates alternative embodiments of the example operational flow 1900 of FIG. 19. FIG. 24 illustrates example embodiments where the projecting operation 1930 may include at least one additional operation. Additional operations may include an operation 2402, operation 2404, operation 2406, operation 2408, and/or operation 2410.

[0230] At operation 2402, the projecting operation 1930 may include projecting image-based content. In some embodiments, one or more projector units 700 may project image-based content. In some embodiments, one or more

projectors 760 may project image-based content. For example, in some embodiments, one or more projectors 760 may project one or more pictures, graphs, charts, graphics, and the like.

[0231] At operation 2404, the projecting operation 1930 may include projecting text-based content. In some embodiments, one or more projector units 700 may project text-based content. In some embodiments, one or more projectors 760 may project text-based content. For example, in some embodiments, one or more projectors 760 may project text that is found in books (e.g., text books, telephone books, cookbooks, etc.).

[0232] At operation 2406, the projecting operation 1930 may include projecting broadcast content. In some embodiments, one or more projector units 700 may project broadcast content. In some embodiments, one or more projectors 760 may project broadcast content. In some embodiments, one or more projectors 760 may project television programming. In some embodiments, one or more projectors 760 may project web-casts.

[0233] At operation 2408, the projecting operation 1930 may include projecting web-based content. In some embodiments, one or more projector units 700 may project web-based content. In some embodiments, one or more projectors 760 may project web-based content. In some embodiments, one or more projectors 760 may project text-based content. In some embodiments, one or more projectors 760 may project image-based content. In some embodiments, one or more projectors 760 may project graphics-based content. For example, in some embodiments, one or more projectors 760 may project interactive web-based games.

[0234] At operation 2410, the projecting operation 1930 may include projecting content that was included within one or more content packets. In some embodiments, one or more projector units 700 may project content that was included within one or more content packets 402. One or more projector units 700 may project numerous types of content that may be included within one or more content packets 402. Examples of such content include, but are not limited to, images, pictures, text, games, and the like.

[0235] FIG. 25 illustrates alternative embodiments of the example operational flow 1900 of FIG. 19. FIG. 25 illustrates example embodiments where the projecting operation 1930 may include at least one additional operation. Additional operations may include an operation 2502, and/or operation 2504.

[0236] At operation 2502, the projecting operation 1930 may include projecting content for presentation to one or more individuals. In some embodiments, one or more projector units 700 may project content for presentation to one or more individuals. In some embodiments, one or more projectors 760 may project content that is specific for one or more individuals. For example, in some embodiments, one or more projectors 760 may project confidential information that is specific for a select individual.

[0237] At operation 2504, the projecting operation 1930 may include withholding projection of the content to one or more individuals. In some embodiments, one or more projector units 700 may withhold projection of the content to one or more individuals. In some embodiments, one or more projectors 760 may withhold projection of content for one or more specific individuals. For example, in some embodiments, one or more projectors 760 may withhold projection of material that is unfit for children.

[0238] FIG. 26 illustrates a partial view of a system 2600 that includes a computer program 2604 for executing a computer process on a computing device. An embodiment of

system **2600** is provided using a signal-bearing medium **2602** bearing one or more instructions for obtaining information associated with one or more positions of one or more projection surfaces, one or more instructions for obtaining content in response to the information associated with one or more positions of the one or more projection surfaces, and one or more instructions for transmitting one or more signals **400** that include the content obtained in response to the information associated with one or more positions of one or more projection surfaces **500**. The one or more instructions may be, for example, computer executable and/or logic-implemented instructions. In some embodiments, the signal-bearing medium **2602** may include a computer-readable medium **2606**. In some embodiments, the signal-bearing medium **2602** may include a recordable medium **2608**. In some embodiments, the signal-bearing medium **2602** may include a communications medium **2610**.

[**0239**] FIG. **27** illustrates a partial view of a system **2700** that includes a computer program **2704** for executing a computer process on a computing device. An embodiment of system **2700** is provided using a signal-bearing medium **2702** bearing one or more instructions for receiving one or more signals **400** that include content selected in response to one or more positions of one or more projection surfaces **500** and one or more instructions for projecting the content selected in response to one or more positions of one or more projection surfaces **500**. The one or more instructions may be, for example, computer executable and/or logic-implemented instructions. In some embodiments, the signal-bearing medium **2702** may include a computer-readable medium **2706**. In some embodiments, the signal-bearing medium **2702** may include a recordable medium **2708**. In some embodiments, the signal-bearing medium **2702** may include a communications medium **2710**.

[**0240**] FIG. **28** illustrates a partial view of a system **2800** that includes a computer program **2804** for executing a computer process on a computing device. An embodiment of system **2800** is provided using a signal-bearing medium **2802** bearing one or more instructions for obtaining information associated with one or more positions of one or more projection surfaces, one or more instructions for obtaining information related to content in response to the information associated with one or more positions of one or more projection surfaces, and one or more instructions for transmitting one or more signals **400** that include the information related to content. The one or more instructions may be, for example, computer executable and/or logic-implemented instructions. In some embodiments, the signal-bearing medium **2802** may include a computer-readable medium **2806**. In some embodiments, the signal-bearing medium **2802** may include a recordable medium **2808**. In some embodiments, the signal-bearing medium **2802** may include a communications medium **2810**.

[**0241**] FIG. **29** illustrates a partial view of a system **2900** that includes a computer program **2904** for executing a computer process on a computing device. An embodiment of system **2900** is provided using a signal-bearing medium **2902** bearing one or more instructions for receiving one or more signals **400** that include information related to content that is obtained in response to information associated with one or more positions of one or more projection surfaces, one or more instructions for obtaining content in response to the receiving one or more signals **400** that include information related to content that is obtained in response to information associated with one or more positions of one or more projection surfaces, and one or more instructions for projecting the content. The one or more instructions may be, for example,

computer executable and/or logic-implemented instructions. In some embodiments, the signal-bearing medium **2902** may include a computer-readable medium **2906**. In some embodiments, the signal-bearing medium **2902** may include a recordable medium **2908**. In some embodiments, the signal-bearing medium **2902** may include a communications medium **2910**.

[**0242**] All of the above U.S. patents, U.S. patent application publications, U.S. patent applications, foreign patents, foreign patent applications and non-patent publications referred to in this specification and/or listed in any Application Data Sheet, are incorporated herein by reference, to the extent not inconsistent herewith.

[**0243**] Those having skill in the art will recognize that the state of the art has progressed to the point where there is little distinction left between hardware, software, and/or firmware implementations of aspects of systems; the use of hardware, software, and/or firmware is generally (but not always, in that in certain contexts the choice between hardware and software can become significant) a design choice representing cost vs. efficiency tradeoffs. Those having skill in the art will appreciate that there are various vehicles by which processes and/or systems and/or other technologies described herein can be effected (e.g., hardware, software, and/or firmware), and that the preferred vehicle will vary with the context in which the processes and/or systems and/or other technologies are deployed. For example, if an implementer determines that speed and accuracy are paramount, the implementer may opt for a mainly hardware and/or firmware vehicle; alternatively, if flexibility is paramount, the implementer may opt for a mainly software implementation; or, yet again alternatively, the implementer may opt for some combination of hardware, software, and/or firmware. Hence, there are several possible vehicles by which the processes and/or devices and/or other technologies described herein may be effected, none of which is inherently superior to the other in that any vehicle to be utilized is a choice dependent upon the context in which the vehicle will be deployed and the specific concerns (e.g., speed, flexibility, or predictability) of the implementer, any of which may vary. Those skilled in the art will recognize that optical aspects of implementations will typically employ optically-oriented hardware, software, and or firmware.

[**0244**] In some implementations described herein, logic and similar implementations may include software or other control structures suitable to operation. Electronic circuitry, for example, may manifest one or more paths of electrical current constructed and arranged to implement various logic functions as described herein. In some implementations, one or more media are configured to bear a device-detectable implementation if such media hold or transmit a special-purpose device instruction set operable to perform as described herein. In some variants, for example, this may manifest as an update or other modification of existing software or firmware, or of gate arrays or other programmable hardware, such as by performing a reception of or a transmission of one or more instructions in relation to one or more operations described herein. Alternatively or additionally, in some variants, an implementation may include special-purpose hardware, software, firmware components, and/or general-purpose components executing or otherwise invoking special-purpose components. Specifications or other implementations may be transmitted by one or more instances of tangible transmission media as described herein, optionally by packet transmission or otherwise by passing through distributed media at various times.

[**0245**] Alternatively or additionally, implementations may include executing a special-purpose instruction sequence or

otherwise invoking circuitry for enabling, triggering, coordinating, requesting, or otherwise causing one or more occurrences of any functional operations described above. In some variants, operational or other logical descriptions herein may be expressed directly as source code and compiled or otherwise invoked as an executable instruction sequence. In some contexts, for example, C++ or other code sequences can be compiled directly or otherwise implemented in high-level descriptor languages (e.g., a logic-synthesizable language, a hardware description language, a hardware design simulation, and/or other such similar mode(s) of expression). Alternatively or additionally, some or all of the logical expression may be manifested as a Verilog-type hardware description or other circuitry model before physical implementation in hardware, especially for basic operations or timing-critical applications. Those skilled in the art will recognize how to obtain, configure, and optimize suitable transmission or computational elements, material supplies, actuators, or other common structures in light of these teachings.

[0246] The foregoing detailed description has set forth various embodiments of the devices and/or processes via the use of block diagrams, flowcharts, and/or examples. Insofar as such block diagrams, flowcharts, and/or examples contain one or more functions and/or operations, it will be understood by those within the art that each function and/or operation within such block diagrams, flowcharts, or examples can be implemented, individually and/or collectively, by a wide range of hardware, software, firmware, or virtually any combination thereof. In one embodiment, several portions of the subject matter described herein may be implemented via Application Specific Integrated Circuits (ASICs), Field Programmable Gate Arrays (FPGAs), digital signal processors (DSPs), or other integrated formats. However, those skilled in the art will recognize that some aspects of the embodiments disclosed herein, in whole or in part, can be equivalently implemented in integrated circuits, as one or more computer programs running on one or more computers (e.g., as one or more programs running on one or more computer systems), as one or more programs running on one or more processors (e.g., as one or more programs running on one or more microprocessors), as firmware, or as virtually any combination thereof, and that designing the circuitry and/or writing the code for the software and/or firmware would be well within the skill of one of skill in the art in light of this disclosure. In addition, those skilled in the art will appreciate that the mechanisms of the subject matter described herein are capable of being distributed as a program product in a variety of forms, and that an illustrative embodiment of the subject matter described herein applies regardless of the particular type of signal bearing medium used to actually carry out the distribution. Examples of a signal bearing medium include, but are not limited to, the following: a recordable type medium such as a floppy disk, a hard disk drive, a Compact Disc (CD), a Digital Video Disk (DVD), a digital tape, a computer memory, etc.; and a transmission type medium such as a digital and/or an analog communication medium (e.g., a fiber optic cable, a waveguide, a wired communications link, a wireless communication link (e.g., transmitter, receiver, transmission logic, reception logic, etc.)), etc.).

[0247] In a general sense, those skilled in the art will recognize that the various embodiments described herein can be implemented, individually and/or collectively, by various types of electromechanical systems having a wide range of electrical components such as hardware, software, firmware, and/or virtually any combination thereof, and a wide range of components that may impart mechanical force or motion such as rigid bodies, spring or torsional bodies, hydraulics, electro-

magnetically actuated devices, and/or virtually any combination thereof. Consequently, as used herein “electro-mechanical system” includes, but is not limited to, electrical circuitry operably coupled with a transducer (e.g., an actuator, a motor, a piezoelectric crystal, a Micro Electro Mechanical System (MEMS), etc.), electrical circuitry having at least one discrete electrical circuit, electrical circuitry having at least one integrated circuit, electrical circuitry having at least one application specific integrated circuit, electrical circuitry forming a general purpose computing device configured by a computer program (e.g., a general purpose computer configured by a computer program which at least partially carries out processes and/or devices described herein, or a microprocessor configured by a computer program which at least partially carries out processes and/or devices described herein), electrical circuitry forming a memory device (e.g., forms of memory (e.g., random access, flash, read only, etc.)), electrical circuitry forming a communications device (e.g., a modem, communications switch, optical-electrical equipment, etc.), and/or any non-electrical analog thereto, such as optical or other analogs. Those skilled in the art will also appreciate that examples of electromechanical systems include but are not limited to a variety of consumer electronics systems, medical devices, as well as other systems such as motorized transport systems, factory automation systems, security systems, and/or communication/computing systems. Those skilled in the art will recognize that electro-mechanical as used herein is not necessarily limited to a system that has both electrical and mechanical actuation except as context may dictate otherwise.

[0248] In a general sense, those skilled in the art will recognize that the various aspects described herein which can be implemented, individually and/or collectively, by a wide range of hardware, software, firmware, and/or any combination thereof can be viewed as being composed of various types of “electrical circuitry.” Consequently, as used herein “electrical circuitry” includes, but is not limited to, electrical circuitry having at least one discrete electrical circuit, electrical circuitry having at least one integrated circuit, electrical circuitry having at least one application specific integrated circuit, electrical circuitry forming a general purpose computing device configured by a computer program (e.g., a general purpose computer configured by a computer program which at least partially carries out processes and/or devices described herein, or a microprocessor configured by a computer program which at least partially carries out processes and/or devices described herein), electrical circuitry forming a memory device (e.g., forms of memory (e.g., random access, flash, read only, etc.)), and/or electrical circuitry forming a communications device (e.g., a modem, communications switch, optical-electrical equipment, etc.). Those having skill in the art will recognize that the subject matter described herein may be implemented in an analog or digital fashion or some combination thereof.

[0249] Those skilled in the art will recognize that at least a portion of the devices and/or processes described herein can be integrated into an image processing system. Those having skill in the art will recognize that a typical image processing system generally includes one or more of a system unit housing, a video display device, memory such as volatile or non-volatile memory, processors such as microprocessors or digital signal processors, computational entities such as operating systems, drivers, applications programs, one or more interaction devices (e.g., a touch pad, a touch screen, an antenna, etc.), control systems including feedback loops and control motors (e.g., feedback for sensing lens position and/or velocity; control motors for moving/distorting lenses to give

desired focuses). An image processing system may be implemented utilizing suitable commercially available components, such as those typically found in digital still systems and/or digital motion systems.

[0250] Those skilled in the art will recognize that at least a portion of the devices and/or processes described herein can be integrated into a data processing system. Those having skill in the art will recognize that a data processing system generally includes one or more of a system unit housing, a video display device, memory such as volatile or non-volatile memory, processors such as microprocessors or digital signal processors, computational entities such as operating systems, drivers, graphical user interfaces **300**, and applications programs, one or more interaction devices (e.g., a touch pad, a touch screen, an antenna, etc.), and/or control systems including feedback loops and control motors (e.g., feedback for sensing position and/or velocity; control motors for moving and/or adjusting components and/or quantities). A data processing system may be implemented utilizing suitable commercially available components, such as those typically found in data computing/communication and/or network computing/communication systems.

[0251] Those skilled in the art will recognize that at least a portion of the devices and/or processes described herein can be integrated into a mote system. Those having skill in the art will recognize that a typical mote system generally includes one or more memories such as volatile or non-volatile memories, processors such as microprocessors or digital signal processors, computational entities such as operating systems, user interfaces **300**, drivers, sensors **150**, actuators, applications programs, one or more interaction devices (e.g., an antenna USB ports, acoustic ports, etc.), control systems including feedback loops and control motors (e.g., feedback for sensing or estimating position and/or velocity; control motors for moving and/or adjusting components and/or quantities). A mote system may be implemented utilizing suitable components, such as those found in mote computing/communication systems. Specific examples of such components entail such as Intel Corporation's and/or Crossbow Corporation's mote components and supporting hardware, software, and/or firmware.

[0252] Those skilled in the art will recognize that it is common within the art to implement devices and/or processes and/or systems, and thereafter use engineering and/or other practices to integrate such implemented devices and/or processes and/or systems into more comprehensive devices and/or processes and/or systems. That is, at least a portion of the devices and/or processes and/or systems described herein can be integrated into other devices and/or processes and/or systems via a reasonable amount of experimentation. Those having skill in the art will recognize that examples of such other devices and/or processes and/or systems might include—as appropriate to context and application—all or part of devices and/or processes and/or systems of (a) an air conveyance (e.g., an airplane, rocket, helicopter, etc.), (b) a ground conveyance (e.g., a car, truck, locomotive, tank, armored personnel carrier, etc.), (c) a building (e.g., a home, warehouse, office, etc.), (d) an appliance (e.g., a refrigerator, a washing machine, a dryer, etc.), (e) a communications system (e.g., a networked system, a telephone system, a Voice over IP system, etc.), (f) a business entity (e.g., an Internet Service Provider (ISP) entity such as Comcast Cable, Qwest, Southwestern Bell, etc.), or (g) a wired/wireless services entity (e.g., Sprint, Cingular, Nextel, etc.), etc.

[0253] In certain cases, use of a system or method may occur in a territory even if components are located outside the territory. For example, in a distributed computing context, use

of a distributed computing system may occur in a territory even though parts of the system may be located outside of the territory (e.g., relay, server, processor, signal-bearing medium, transmitting computer, receiving computer, etc. located outside the territory). A sale of a system or method may likewise occur in a territory even if components of the system or method are located and/or used outside the territory. Further, implementation of at least part of a system for performing a method in one territory does not preclude use of the system in another territory.

[0254] One skilled in the art will recognize that the herein described components (e.g., operations), devices, objects, and the discussion accompanying them are used as examples for the sake of conceptual clarity and that various configuration modifications are contemplated. Consequently, as used herein, the specific exemplars set forth and the accompanying discussion are intended to be representative of their more general classes. In general, use of any specific exemplar is intended to be representative of its class, and the non-inclusion of specific components (e.g., operations), devices, and objects should not be taken limiting.

[0255] Those skilled in the art will appreciate that a user **600** may be representative of a human user **600**, a robotic user **600** (e.g., computational entity), and/or substantially any combination thereof (e.g., a user may be assisted by one or more robotic agents) unless context dictates otherwise.

[0256] With respect to the use of substantially any plural and/or singular terms herein, those having skill in the art can translate from the plural to the singular and/or from the singular to the plural as is appropriate to the context and/or application. The various singular/plural permutations are not expressly set forth herein for sake of clarity. The herein described subject matter sometimes illustrates different components contained within, or connected with, different other components. It is to be understood that such depicted architectures are merely exemplary, and that in fact many other architectures may be implemented which achieve the same functionality. In a conceptual sense, any arrangement of components to achieve the same functionality is effectively “associated” such that the desired functionality is achieved. Hence, any two components herein combined to achieve a particular functionality can be seen as “associated with” each other such that the desired functionality is achieved, irrespective of architectures or intermedial components. Likewise, any two components so associated can also be viewed as being “operably connected”, or “operably coupled”, to each other to achieve the desired functionality, and any two components capable of being so associated can also be viewed as being “operably couplable”, to each other to achieve the desired functionality. Specific examples of operably couplable include but are not limited to physically mateable and/or physically interacting components, and/or wirelessly interactable, and/or wirelessly interacting components, and/or logically interacting, and/or logically interactable components.

[0257] In some instances, one or more components may be referred to herein as “configured to,” “configurable to,” “operable/operative to,” “adapted/adaptable,” “able to,” “conformable/conformed to,” etc. Those skilled in the art will recognize that “configured to” can generally encompass active-state components and/or inactive-state components and/or standby-state components, unless context requires otherwise. While particular aspects of the present subject matter described herein have been shown and described, it will be apparent to those skilled in the art that, based upon the teachings herein, changes and modifications may be made without departing from the subject matter described herein and its

broader aspects and, therefore, the appended claims are to encompass within their scope all such changes and modifications as are within the true spirit and scope of the subject matter described herein. It will be understood by those within the art that, in general, terms used herein, and especially in the appended claims (e.g., bodies of the appended claims) are generally intended as “open” terms (e.g., the term “including” should be interpreted as “including but not limited to,” the term “having” should be interpreted as “having at least,” the term “includes” should be interpreted as “includes but is not limited to,” etc.). It will be further understood by those within the art that if a specific number of an introduced claim recitation is intended, such an intent will be explicitly recited in the claim, and in the absence of such recitation no such intent is present. For example, as an aid to understanding, the following appended claims may contain usage of the introductory phrases “at least one” and “one or more” to introduce claim recitations. However, the use of such phrases should not be construed to imply that the introduction of a claim recitation by the indefinite articles “a” or “an” limits any particular claim containing such introduced claim recitation to claims containing only one such recitation, even when the same claim includes the introductory phrases “one or more” or “at least one” and indefinite articles such as “a” or “an” (e.g., “a” and/or “an” should typically be interpreted to mean “at least one” or “one or more”); the same holds true for the use of definite articles used to introduce claim recitations. In addition, even if a specific number of an introduced claim recitation is explicitly recited, those skilled in the art will recognize that such recitation should typically be interpreted to mean at least the recited number (e.g., the bare recitation of “two recitations,” without other modifiers, typically means at least two recitations, or two or more recitations). Furthermore, in those instances where a convention analogous to “at least one of A, B, and C, etc.” is used, in general such a construction is intended in the sense one having skill in the art would understand the convention (e.g., “a system having at least one of A, B, and C” would include but not be limited to systems that have A alone, B alone, C alone, A and B together, A and C together, B and C together, and/or A, B, and C together, etc.). In those instances where a convention analogous to “at least one of A, B, or C, etc.” is used, in general such a construction is intended in the sense one having skill in the art would understand the convention (e.g., “a system having at least one of A, B, or C” would include but not be limited to systems that have A alone, B alone, C alone, A and B together, A and C together, B and C together, and/or A, B, and C together, etc.). It will be further understood by those within the art that typically a disjunctive word and/or phrase presenting two or more alternative terms, whether in the description, claims, or drawings, should be understood to contemplate the possibilities of including one of the terms, either of the terms, or both terms. For example, the phrase “A or B” will be typically understood to include the possibilities of “A” or “B” or “A and B.”

[0258] With respect to the appended claims, those skilled in the art will appreciate that recited operations therein may generally be performed in any order. Also, although various operational flows are presented in a sequence(s), it should be understood that the various operations may be performed in other orders than those which are illustrated, or may be performed concurrently. Examples of such alternate orderings may include overlapping, interleaved, interrupted, reordered, incremental, preparatory, supplemental, simultaneous, reverse, or other variant orderings, unless context dictates otherwise. Furthermore, terms like “responsive to,” “related

to,” or other past-tense adjectives are generally not intended to exclude such variants, unless context dictates otherwise.

1.-91. (canceled)

92. A system comprising:

circuitry for obtaining information associated with one or more positions of one or more projection surfaces;
 circuitry for obtaining content in response to the circuitry for obtaining information associated with one or more positions of the one or more projection surfaces; and
 circuitry for transmitting one or more signals that include the content obtained in response to the one or more positions of the one or more projection surfaces.

93. The system of claim **92**, wherein the circuitry for obtaining information associated with one or more positions of one or more projection surfaces comprises:

circuitry for detecting the one or more positions of the one or more projection surfaces.

94. The system of claim **92**, wherein the circuitry for obtaining information associated with one or more positions of one or more projection surfaces comprises:

circuitry for receiving one or more signals that include the information associated with the one or more positions of the one or more projection surfaces.

95.-98. (canceled)

99. The system of claim **92**, wherein the circuitry for obtaining information associated with one or more positions of one or more projection surfaces comprises:

circuitry for obtaining information associated with the rotational position of the one or more projection surfaces.

100. The system of claim **92**, wherein the circuitry for obtaining information associated with one or more positions of one or more projection surfaces comprises:

circuitry for obtaining information associated with one or more positions of one or more fiducials associated with the one or more projection surfaces.

101. The system of claim **92**, wherein the circuitry for obtaining information associated with one or more positions of one or more projection surfaces comprises:

circuitry for obtaining information associated with one or more positions of one or more calibration images associated with the one or more projection surfaces.

102. The system of claim **92**, wherein the circuitry for obtaining content in response to the circuitry for obtaining information associated with one or more positions of the one or more projection surfaces comprises:

circuitry for obtaining content that is to be projected.

103. The system of claim **92**, wherein the circuitry for obtaining content in response to the circuitry for obtaining information associated with one or more positions of the one or more projection surfaces comprises:

circuitry for obtaining information about the content that is not to be projected.

104. The system of claim **92**, wherein the circuitry for obtaining content in response to the circuitry for obtaining information associated with one or more positions of the one or more projection surfaces comprises:

circuitry for obtaining web-based content.

105.-106. (canceled)

107. The system of claim **92**, wherein the circuitry for obtaining content in response to the circuitry for obtaining information associated with one or more positions of the one or more projection surfaces comprises:

circuitry for obtaining broadcast content.

108. The system of claim **92**, wherein the circuitry for obtaining content in response to the circuitry for obtaining information associated with one or more positions of the one or more projection surfaces comprises:

circuitry for obtaining content from memory.

109. The system of claim **92**, wherein the circuitry for obtaining content in response to the circuitry for obtaining information associated with one or more positions of the one or more projection surfaces comprises:

circuitry for receiving one or more signals that include the content.

110. The system of claim **92**, wherein the circuitry for transmitting one or more signals that include the content obtained in response to the one or more positions of the one or more projection surfaces comprises:

circuitry for transmitting one or more signals that include the content that is to be projected.

111. The system of claim **92**, wherein the circuitry for transmitting one or more signals that include the content obtained in response to the one or more positions of the one or more projection surfaces comprises:

circuitry for transmitting one or more signals that include information about the content that is not to be projected.

112.-115. (canceled)

116. A system comprising:

circuitry for receiving one or more signals that include content selected in response to one or more positions of one or more projection surfaces; and

circuitry for projecting in response to the circuitry for receiving one or more signals that include content selected in response to one or more positions of one or more projection surfaces.

117. The system of claim **116**, wherein the circuitry for receiving one or more signals that include content selected in response to one or more positions of one or more projection surfaces comprises:

circuitry for receiving one or more signals that include the content that is to be projected.

118. The system of claim **116**, wherein the circuitry for receiving one or more signals that include content selected in response to one or more positions of one or more projection surfaces comprises:

circuitry for receiving one or more signals that include information about the content that is not to be projected.

119.-122. (canceled)

123. The system of claim **116**, wherein the circuitry for projecting in response to the circuitry for receiving one or more signals that include content selected in response to one or more positions of one or more projection surfaces comprises:

circuitry for projecting web-based content.

124.-125. (canceled)

126. The system of claim **116**, wherein the circuitry for projecting in response to the circuitry for receiving one or more signals that include content selected in response to one or more positions of one or more projection surfaces comprises:

circuitry for projecting broadcast content.

127. A system comprising:

circuitry for obtaining information associated with one or more positions of one or more projection surfaces;

circuitry for obtaining information related to content in response to the circuitry for obtaining information associated with one or more positions of one or more projection surfaces; and

circuitry for transmitting one or more signals that include the information related to content.

128. The system of claim **127**, wherein the circuitry for obtaining information associated with one or more positions of one or more projection surfaces comprises:

circuitry for detecting the one or more positions of the one or more projection surfaces.

129. The system of claim **127**, wherein the circuitry for obtaining information associated with one or more positions of one or more projection surfaces comprises:

circuitry for receiving one or more signals that include the information associated with the one or more positions of the one or more projection surfaces.

130.-133. (canceled)

134. The system of claim **127**, wherein the circuitry for obtaining information associated with one or more positions of one or more projection surfaces comprises:

circuitry for obtaining information associated with the rotational position of the one or more projection surfaces.

135. The system of claim **127**, wherein the circuitry for obtaining information associated with one or more positions of one or more projection surfaces comprises:

circuitry for obtaining information associated with one or more positions of one or more fiducials associated with the one or more projection surfaces.

136. The system of claim **127**, wherein the circuitry for obtaining information associated with one or more positions of one or more projection surfaces comprises:

circuitry for obtaining information associated with one or more positions of one or more calibration images associated with the one or more projection surfaces.

137. (canceled)

138. The system of claim **127**, wherein the circuitry for obtaining information related to content in response to the circuitry for obtaining information associated with one or more positions of one or more projection surfaces comprises:

circuitry for obtaining information related to accessing memory.

139.-145. (canceled)

146. The system of claim **127**, wherein the circuitry for obtaining information related to content in response to the circuitry for obtaining information associated with one or more positions of one or more projection surfaces comprises:

circuitry for obtaining information related to accessing the content that is not to be presented to one or more individuals.

147. The system of claim **127**, wherein the circuitry for transmitting one or more signals that include the information related to content comprises:

circuitry for transmitting one or more signals that include the information related to the location of the content.

148. The system of claim **127**, wherein the circuitry for transmitting one or more signals that include the information related to content comprises:

circuitry for transmitting one or more signals that include the information related to accessing memory.

149.-155. (canceled)

156. The system of claim **127**, wherein the circuitry for transmitting one or more signals that include the information related to content comprises:

circuitry for transmitting one or more signals that include the information related to accessing content that is not to be presented to one or more individuals.

157. A system comprising:

circuitry for receiving one or more signals that include information related to content that is obtained in response to information associated with one or more positions of one or more projection surfaces;

circuitry for obtaining the content in response to the circuitry for receiving one or more signals that include information related to content that is obtained in response to information associated with one or more positions of one or more projection surfaces; and

circuitry for projecting the content.

158. The system of claim **157**, wherein the circuitry for receiving one or more signals that include information related to content that is obtained in response to information associated with one or more positions of one or more projection surfaces comprises:

circuitry for receiving one or more signals that include information related to the location of the content.

159. The system of claim **157**, wherein the circuitry for receiving one or more signals that include information related to content that is obtained in response to information associated with one or more positions of one or more projection surfaces comprises:

circuitry for receiving one or more signals that include information related to accessing memory.

160.-161. (canceled)

162. The system of claim **157**, wherein the circuitry for receiving one or more signals that include information related to content that is obtained in response to information associated with one or more positions of one or more projection surfaces comprises:

circuitry for receiving one or more signals that include information related to accessing broadcast content.

163. The system of claim **157**, wherein the circuitry for receiving one or more signals that include information related to content that is obtained in response to information associated with one or more positions of one or more projection surfaces comprises:

circuitry for receiving one or more signals that include information related to accessing web-based content.

164. The system of claim **157**, wherein the circuitry for receiving one or more signals that include information related to content that is obtained in response to information associated with one or more positions of one or more projection surfaces comprises:

circuitry for receiving one or more signals that include information related to accessing memory that includes the content.

165. (canceled)

166. The system of claim **157**, wherein the circuitry for receiving one or more signals that include information related to content that is obtained in response to information associated with one or more positions of one or more projection surfaces comprises:

circuitry for receiving one or more signals that include information related to accessing the content that is to be presented to one or more individuals.

167. (canceled)

168. The system of claim **157**, wherein the circuitry for obtaining the content in response to the circuitry for receiving one or more signals that include information related to content that is obtained in response to information associated with one or more positions of one or more projection surfaces comprises:

circuitry for obtaining the content from memory.

169.-170. (canceled)

171. The system of claim **157**, wherein the circuitry for obtaining the content in response to the circuitry for receiving one or more signals that include information related to content that is obtained in response to information associated with one or more positions of one or more projection surfaces comprises:

circuitry for obtaining broadcast content.

172. The system of claim **157**, wherein the circuitry for obtaining the content in response to the circuitry for receiving one or more signals that include information related to content that is obtained in response to information associated with one or more positions of one or more projection surfaces comprises:

circuitry for obtaining web-based content.

173. (canceled)

174. The system of claim **157**, wherein the circuitry for obtaining the content in response to the circuitry for receiving one or more signals that include information related to content that is obtained in response to information associated with one or more positions of one or more projection surfaces comprises:

circuitry for obtaining content that is to be presented to one or more individuals.

175.-177. (canceled)

178. The system of claim **157**, wherein the circuitry for projecting the content comprises:

circuitry for projecting broadcast content.

179. The system of claim **157**, wherein the circuitry for projecting the content comprises:

circuitry for projecting web-based content.

180.-181. (canceled)

182. The system of claim **157**, wherein the circuitry for projecting the content comprises:

circuitry for withholding projection of content to one or more individuals.

183.-202. (canceled)

* * * * *