



US00D333378S

United States Patent [19]

[11] Patent Number: Des. 333,378

Close

[45] Date of Patent: ** Feb. 23, 1993

- [54] ELEMENT OF A SHOE UPPER
- [75] Inventor: Judith R. Close, Dedham, Mass.
- [73] Assignee: Reebok International Ltd.,
Stoughton, Mass.
- [**] Term: 14 Years
- [21] Appl. No.: 878,286
- [22] Filed: May 4, 1992

Primary Examiner—Louis S. Zarfes
 Attorney, Agent, or Firm—Sterne, Kessler, Goldstein &
 Fox

[57] CLAIM

The ornamental design for an element of a shoe upper, as shown and described.

DESCRIPTION

FIG. 1 is a left side elevational view of an element of a shoe upper showing my new design;
 FIG. 2 is a right side elevational view thereof;
 FIG. 3 is a rear elevational view thereof;
 FIG. 4 is a left side elevational view of an element of a shoe upper showing a second embodiment of my new design;
 FIG. 5 is a right side elevational view thereof;
 FIG. 6 is a rear elevational view thereof;
 FIG. 7 is a left side elevational view of an element of a shoe upper showing a third embodiment of my new design;
 FIG. 8 is a right side elevational view thereof; and,
 FIG. 9 is a rear elevational view thereof.


Related U.S. Application Data

- [62] Division of Ser. No. 684,201, Apr. 12, 1991, Pat. No. D. 325,809.
- [52] U.S. Cl. D2/314
- [58] Field of Search D2/264, 265, 271, 277,
D2/308-314; 36/45, 723, 73, 83, 84, 92,
101-107, 112-114, 132, 136

References Cited

U.S. PATENT DOCUMENTS

- D. 266,286 9/1982 Vermont D2/309
- D. 318,563 7/1991 Lucas D2/314






FIG. 1




FIG. 2

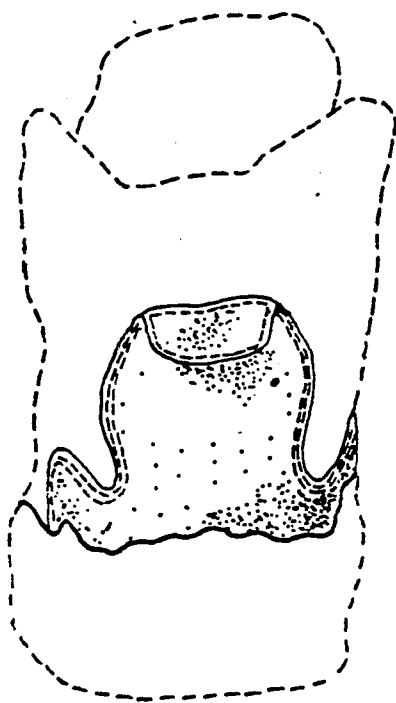


FIG. 3




FIG. 4




FIG. 5

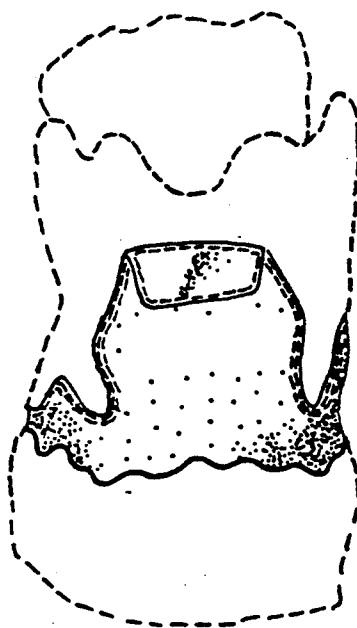


FIG. 6




FIG. 7




FIG. 8

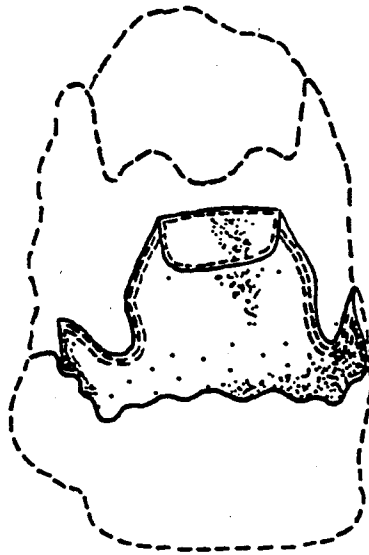


FIG. 9