



US0D1000446S

(12) **United States Design Patent**
Cole et al.

(10) **Patent No.:** **US D1,000,446 S**

(45) **Date of Patent:** **** Oct. 3, 2023**

(54) **PROTECTIVE CASE**

(71) Applicant: **UGOWEAR, LLC**, Prior Lake, MN (US)

(72) Inventors: **Melanie Cole**, Prior Lake, MN (US);
Vicky DeRouchey, Prior Lake, MN (US)

(73) Assignee: **UGOWEAR, LLC**, Prior Lake, MN (US)

(**) Term: **15 Years**

(21) Appl. No.: **29/750,192**

(22) Filed: **Sep. 11, 2020**

(51) **LOC (14) Cl.** **14-02**

(52) **U.S. Cl.**
USPC **D14/440**

(58) **Field of Classification Search**
USPC D14/440, 447, 250, 316; 361/679.55;
206/45.23, 320, 45.2; 294/25;
455/575.8; D3/289, 301, 283, 265, 243,
D3/249, 294, 284, 274, 303, 266, 203.1,
D3/315, 276
CPC ... G06F 1/1628; G06F 1/1626; A47B 23/044;
A45C 11/00; A45C 13/02; H04B 1/3888
See application file for complete search history.

(56) **References Cited**

U.S. PATENT DOCUMENTS

2,554,215 A	5/1951	Schell	
2,556,066 A	6/1951	Cline	
4,236,559 A	12/1980	Archbold	
D278,860 S *	5/1985	Katz	D3/289
4,854,732 A	8/1989	Italici	
5,002,401 A	3/1991	Blackman	
5,020,673 A	6/1991	Adams	
5,043,750 A	8/1991	Yamaguchi	
5,285,833 A	2/1994	Haxby	
D352,604 S	11/1994	Johnson	

D356,886 S	4/1995	Kopel	
5,409,153 A	4/1995	Ristich	
D358,935 S *	6/1995	Chang	D3/276
D370,558 S	6/1996	McGinnis	
5,620,069 A	4/1997	Hurwitz	
D388,250 S *	12/1997	Robinson	D3/232
5,706,935 A	1/1998	Lorton	
5,711,469 A	1/1998	Gormley	

(Continued)

FOREIGN PATENT DOCUMENTS

JP	3170865 U	10/2011
RU	15162 U1	9/2000

(Continued)

OTHER PUBLICATIONS

Great Britain Examination of Design Application Dated Apr. 20, 2021, Application No. 6123106.
(Continued)

Primary Examiner — Cynthia R Underwood
(74) *Attorney, Agent, or Firm* — The Dobrusin Law Firm, PC

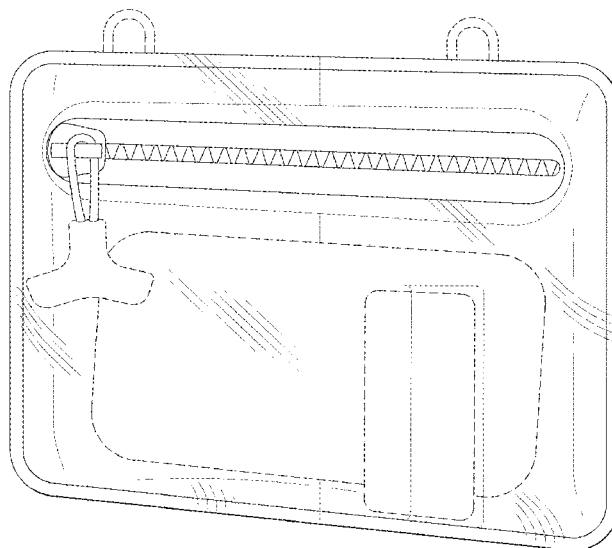
(57) **CLAIM**

The ornamental design for a protective case, as shown and described.

DESCRIPTION

FIG. 1 is a perspective view of the present invention.
FIG. 2 is a front elevational view thereof.
FIG. 3 is a rear elevational view thereof.
FIG. 4 is a side profile view thereof.
FIG. 5 is an opposing side profile view thereof.
FIG. 6 is a view from above the present invention; and,
FIG. 7 is a view from below the present invention.
The broken lines represent portions of the structure that form no part of the claim.

1 Claim, 5 Drawing Sheets



(56)

References Cited

U.S. PATENT DOCUMENTS

2015/0257517 A1 9/2015 Holtz
2015/0351513 A1 12/2015 Park
2015/0374074 A1 12/2015 Martinson
2016/0053525 A1 2/2016 McMurray
2016/0286925 A1 10/2016 Fuller
2017/0064854 A1 3/2017 Hayes
2017/0280682 A1 10/2017 Ruetenik
2018/0020791 A1* 1/2018 Cole A45C 13/103
224/576
2018/0049493 A1 2/2018 Graves
2018/0228260 A1* 8/2018 Cole A45C 11/00
2018/0228261 A1 8/2018 Cole
2018/0296015 A1 10/2018 Tibbetts
2019/0124780 A1 4/2019 Wright
2019/0159579 A1 5/2019 Picking
2019/0216180 A1 7/2019 Martinson
2019/0274404 A1 9/2019 Riley
2019/0322441 A1 10/2019 Rosenberg
2020/0010246 A1 1/2020 Kraeger

2021/0059367 A1 3/2021 Daily
2021/0120906 A1 4/2021 Donovan
2022/0079317 A1* 3/2022 Cole A45C 13/02

FOREIGN PATENT DOCUMENTS

RU 52310 U1 3/2006
WO 2013/121314 A1 8/2013

OTHER PUBLICATIONS

Non-Final Office Action dated Jun. 4, 2018, U.S. Appl. No. 15/945,826.
Non-Final Office Action dated Jun. 4, 2018, U.S. Appl. No. 15/945,827.
Non-Final Office Action dated Jan. 20, 2022, U.S. Appl. No. 15/945,827.
Non-Final Office Action dated Oct. 21, 2021, U.S. Appl. No. 15/945,826.
European Communication dated Nov. 15, 2019, Application No. 16749930.0.
International Search Report & Written Opinion for International Application No. PCT/US2016/017660, dated Jun. 20, 2016.

* cited by examiner

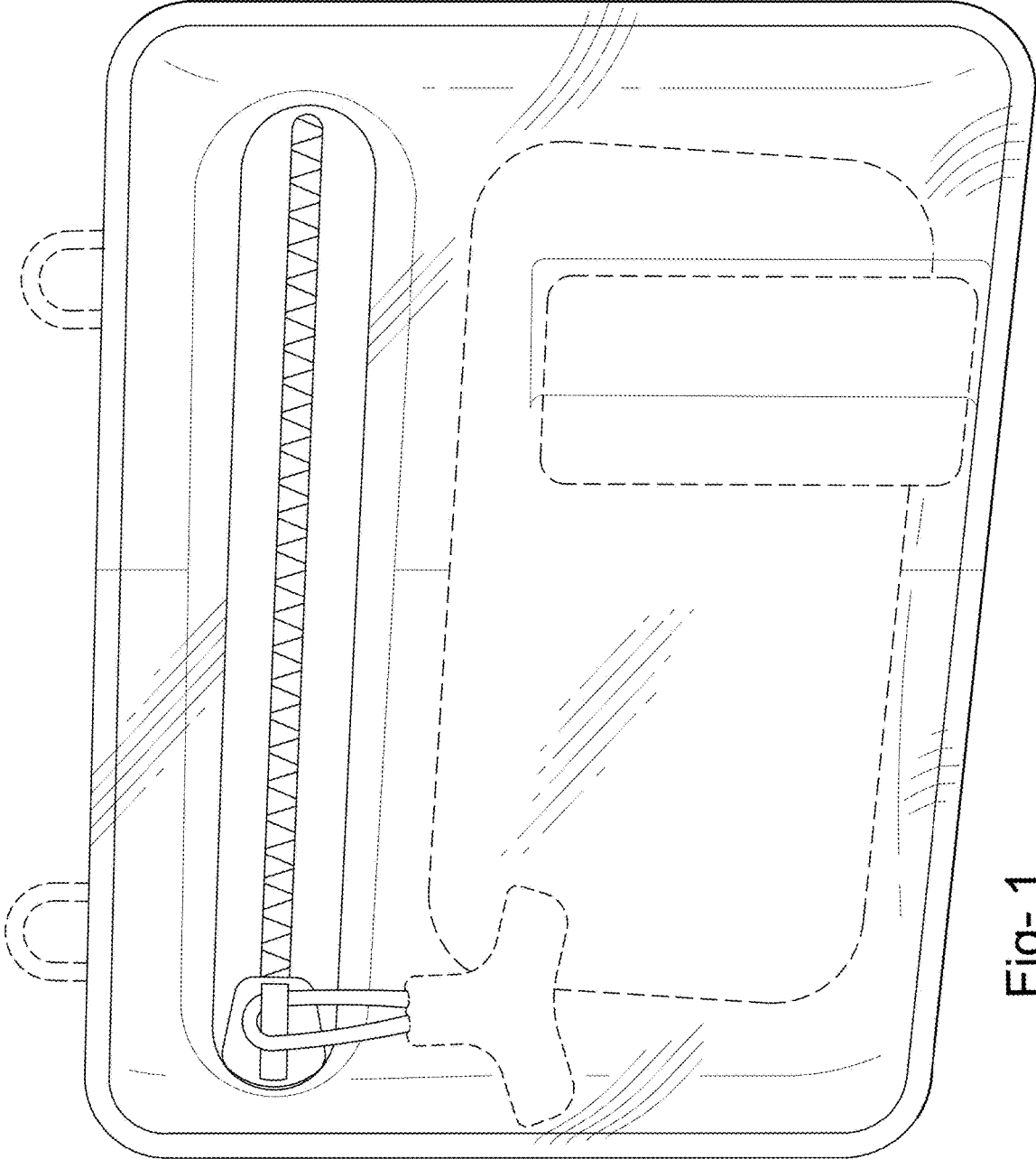


Fig- 1

Fig- 2

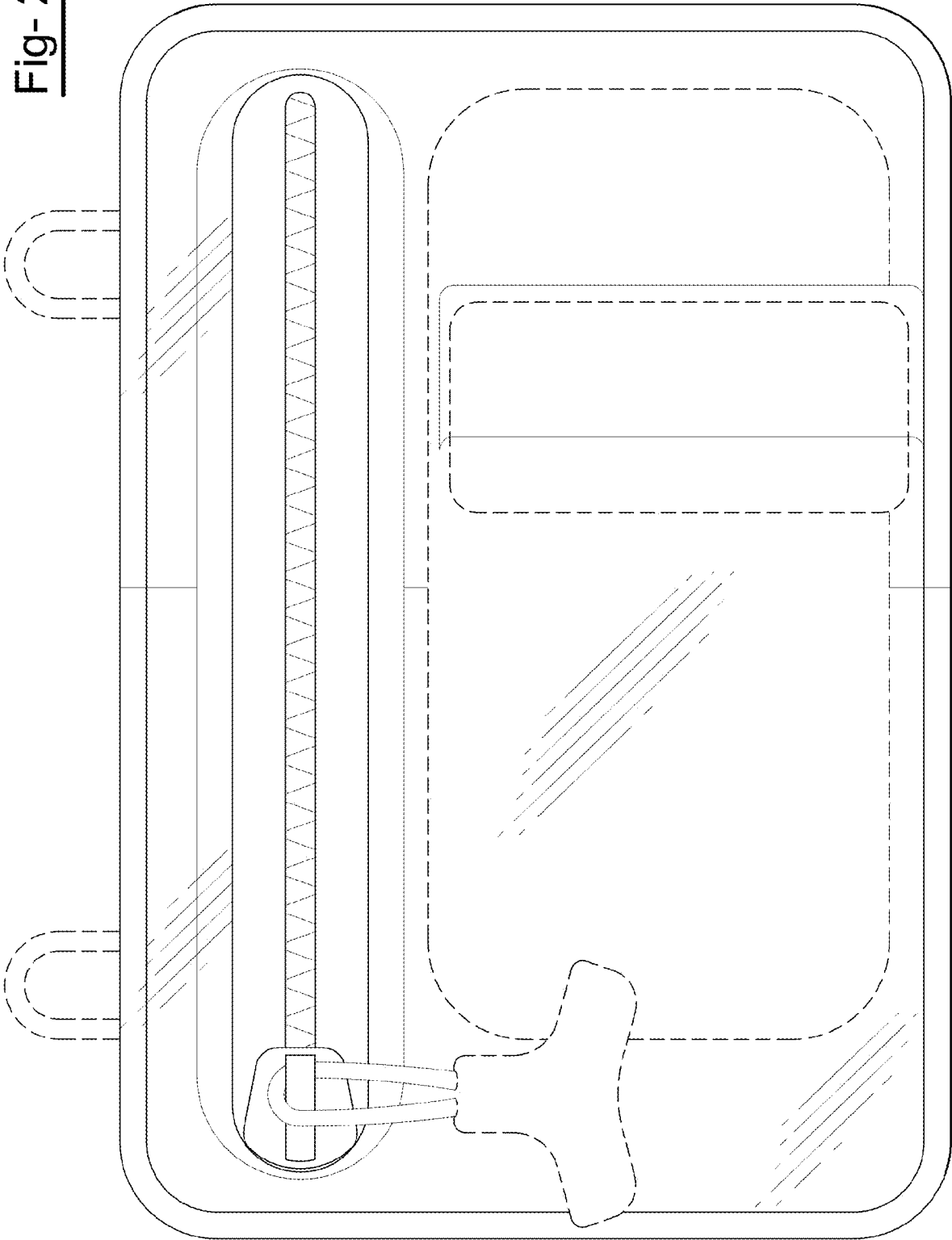
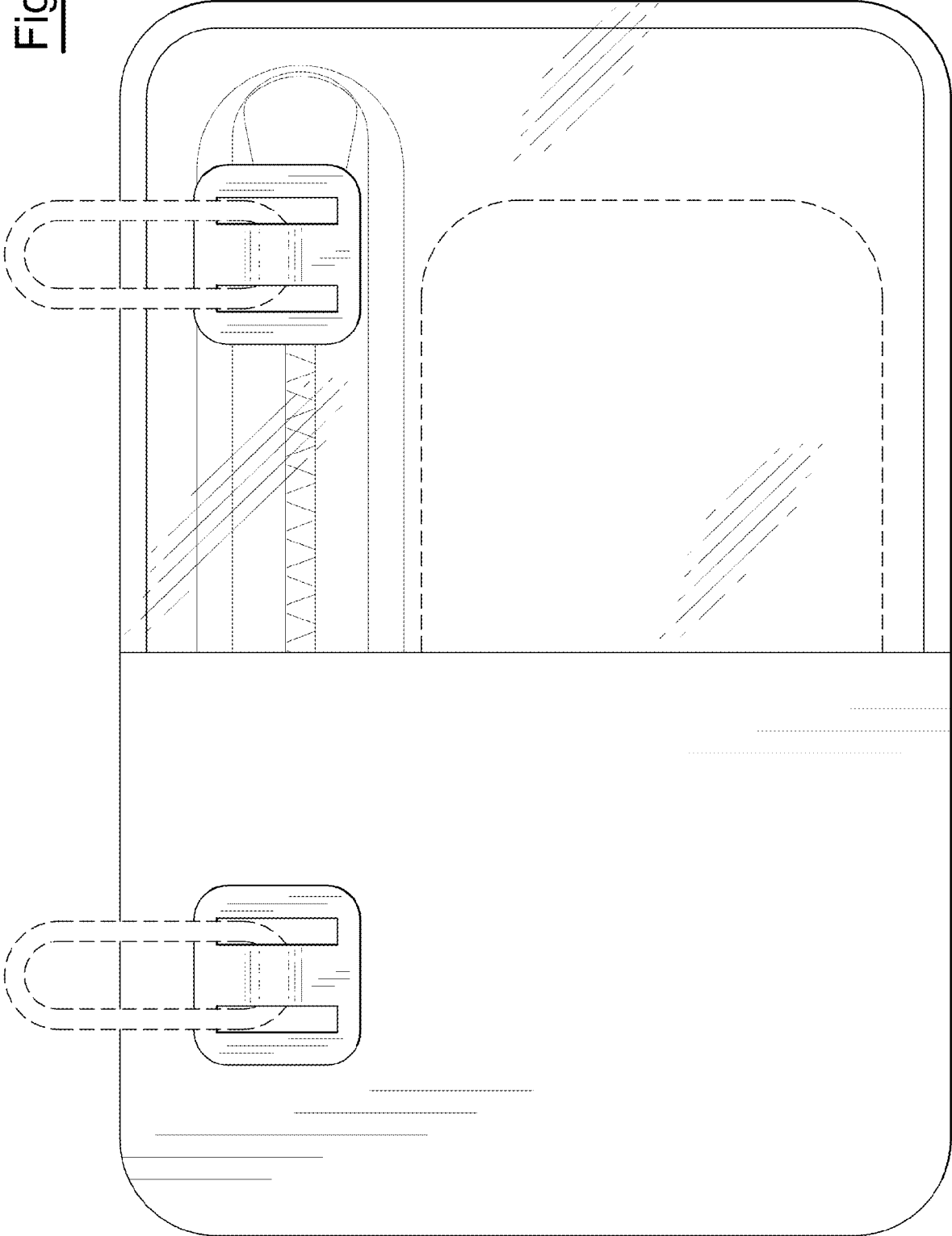


Fig- 3



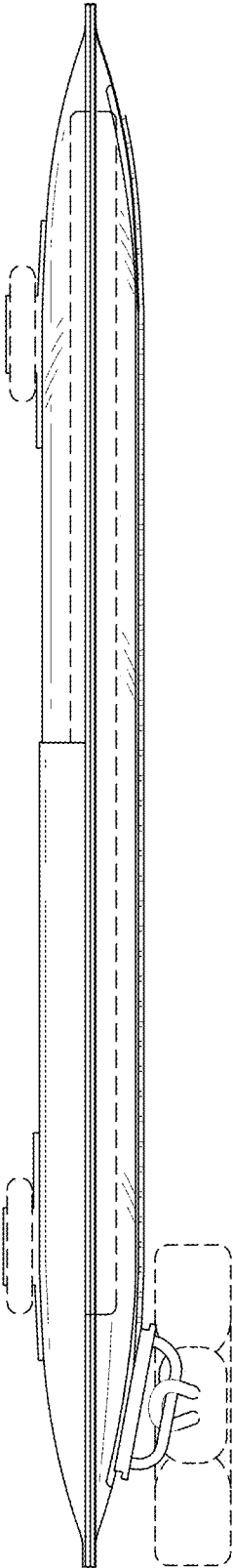


Fig-4

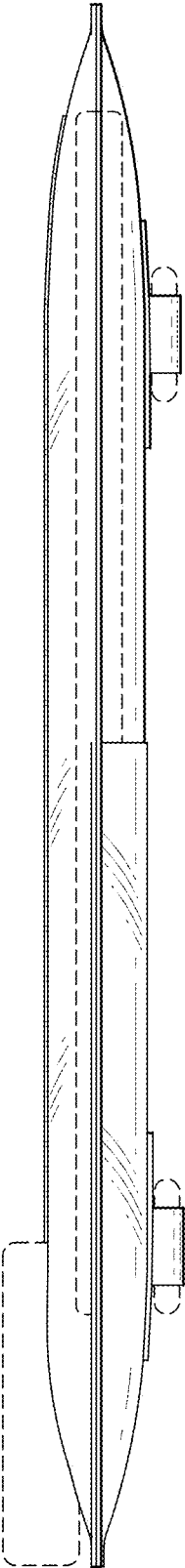


Fig-5

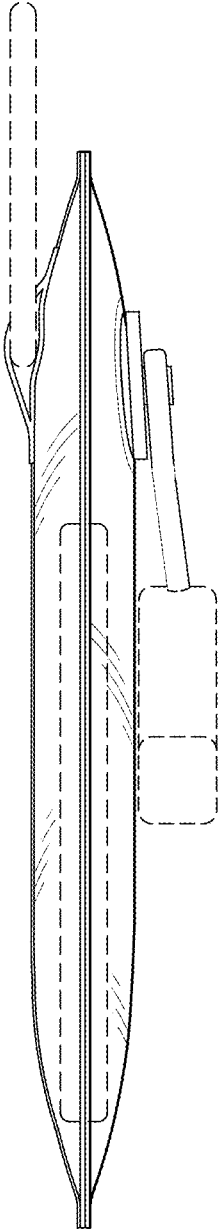


Fig- 6

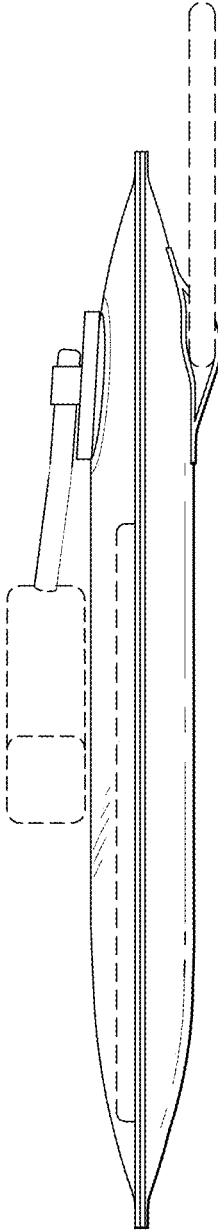


Fig- 7