



US00D941410S

(12) **United States Design Patent**
Scott et al.

(10) **Patent No.:** **US D941,410 S**

(45) **Date of Patent:** **** Jan. 18, 2022**

(54) **MULTI-TRIANGLE PUTTER**

(71) Applicants: **Philip Andrew Scott**, Sanctuary Cove (AU); **Fatiha Sahnoune**, Sanctuary Cove (AU)

(72) Inventors: **Philip Andrew Scott**, Sanctuary Cove (AU); **Fatiha Sahnoune**, Sanctuary Cove (AU)

(**) Term: **15 Years**

(21) Appl. No.: **29/741,229**

(22) Filed: **Jul. 10, 2020**

(51) **LOC (13) Cl.** **21-02**

(52) **U.S. Cl.**
USPC **D21/736**

(58) **Field of Classification Search**
USPC D21/736-746, 759
CPC A63B 53/00; A63B 53/04; A63B 53/007;
A63B 53/065; A63B 53/048; A63B
60/00; A63B 60/04
See application file for complete search history.

(56) **References Cited**

U.S. PATENT DOCUMENTS

D229,844 S * 1/1974 Pavelle D21/741
D438,858 S * 3/2001 del Castillo D14/188

D500,539 S * 1/2005 Holloway D21/736
D502,518 S * 3/2005 Smart D21/736
D509,273 S * 9/2005 Morris D21/742
D543,252 S * 5/2007 Haggstrom D21/736
7,347,793 B2 * 3/2008 Davis A63B 60/02
473/305
D598,966 S * 8/2009 Pontius D21/743
D600,759 S * 9/2009 Cokewell D21/736
D791,254 S * 7/2017 Ramsauer D21/744
2021/0331043 A1 * 10/2021 Scott A63B 53/02

* cited by examiner

Primary Examiner — Mitchell I. Siegel

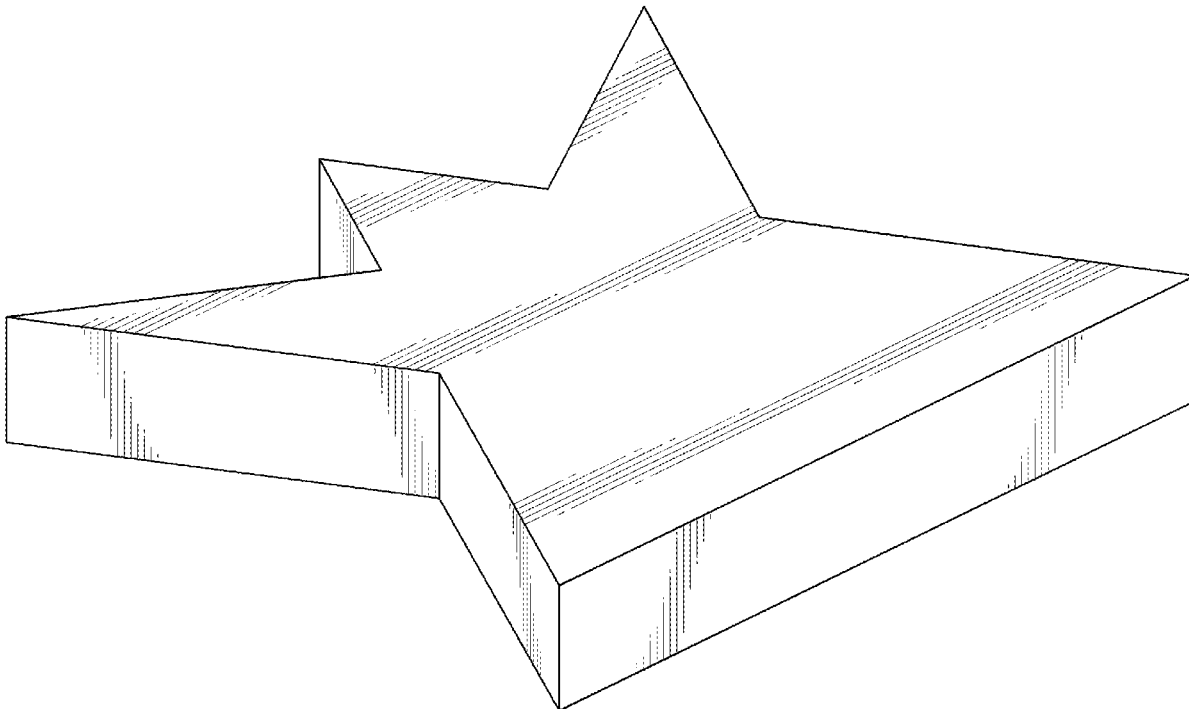
(57) **CLAIM**

The ornamental design for a multi-triangle putter, as shown and described.

DESCRIPTION

FIG. 1 is a front-top perspective view of a multi-triangle putter showing my new design;
FIG. 2 is a front-bottom perspective view thereof;
FIG. 3 is a rear-top perspective view thereof;
FIG. 4 is a front elevational view thereof, where the rear elevational view is mirrored thereto;
FIG. 5 is a right elevational view thereof;
FIG. 6 is a left elevational view thereof; and,
FIG. 7 is a top plan view thereof, where the bottom plan view is identical thereto.

1 Claim, 7 Drawing Sheets



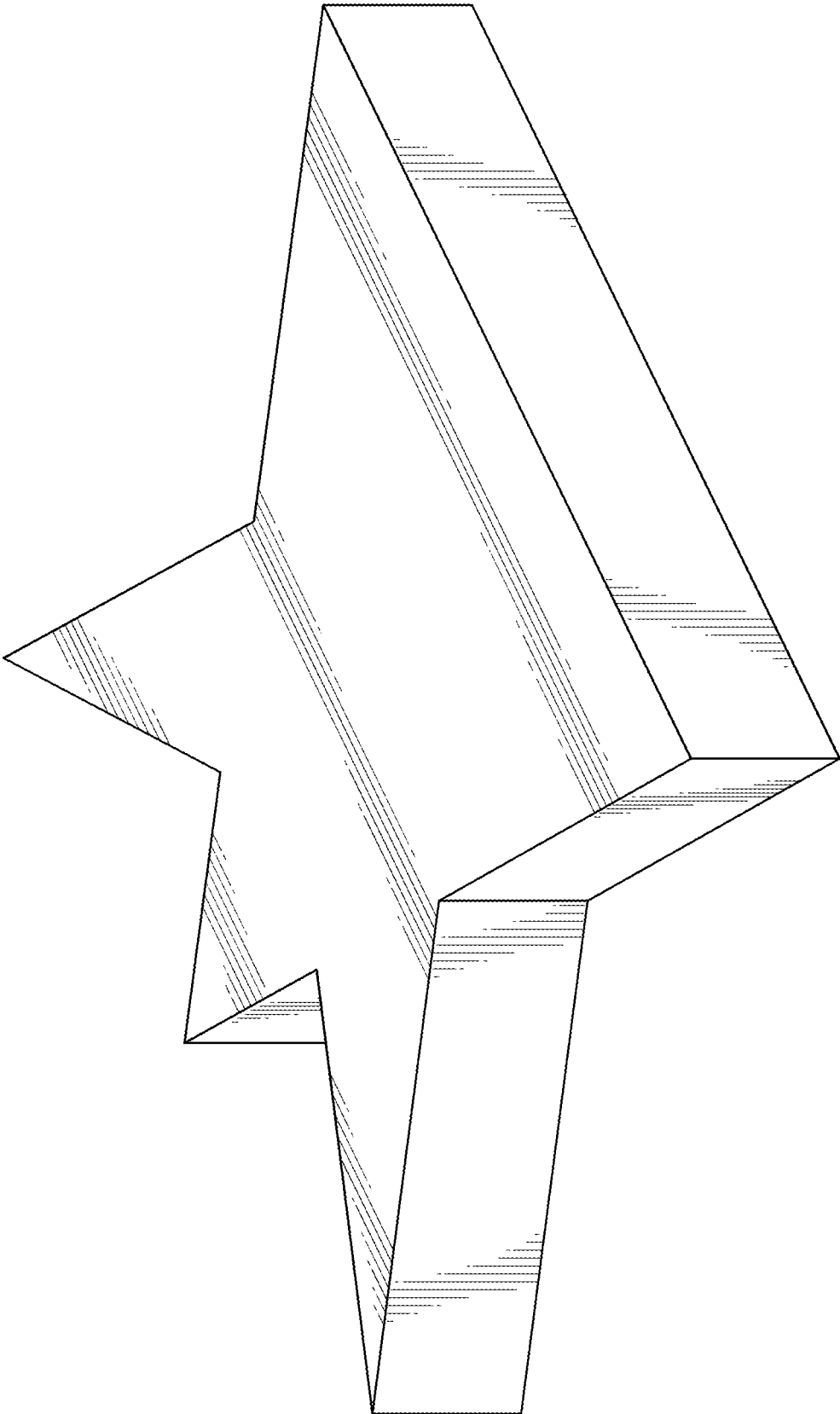


FIG. 1

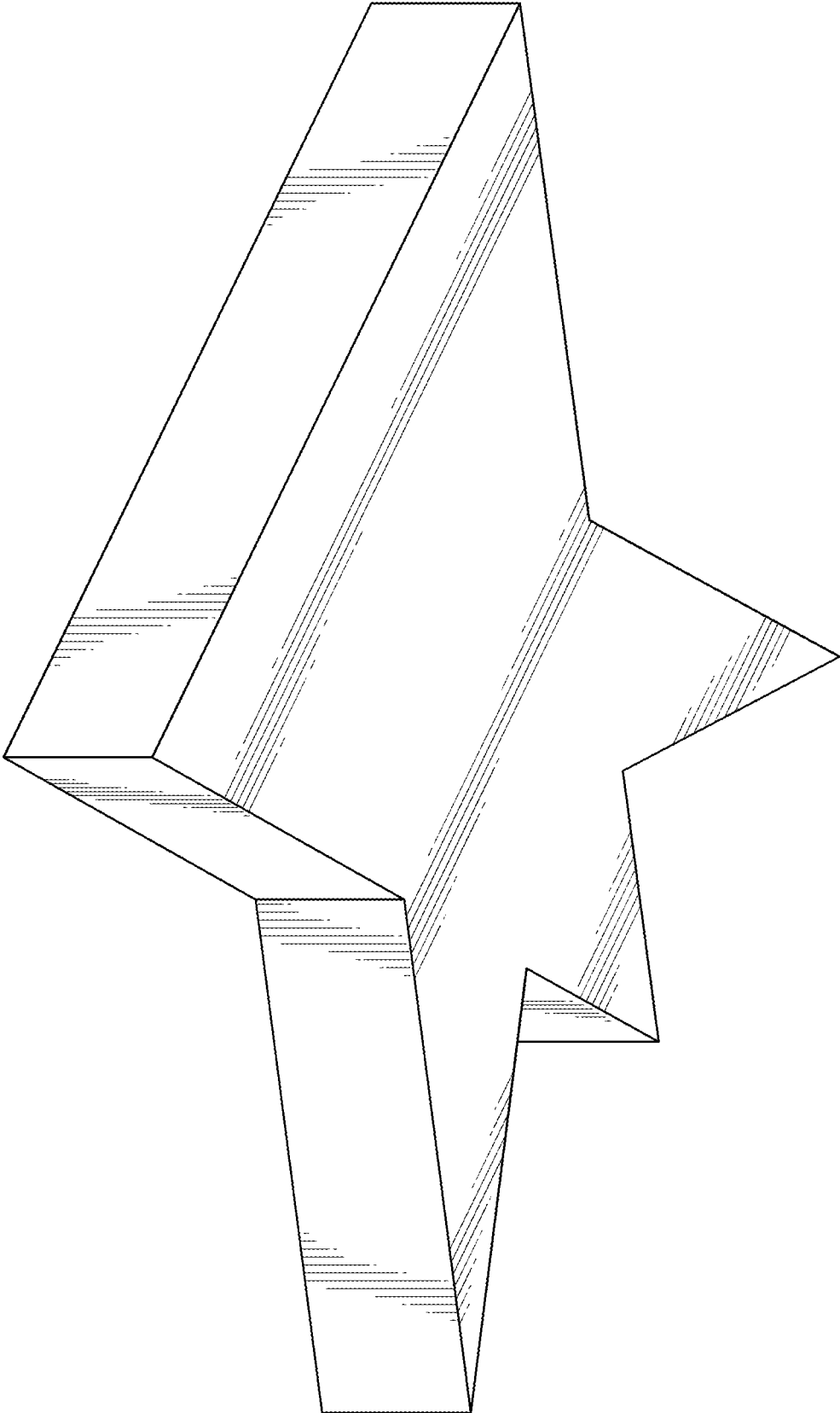


FIG. 2

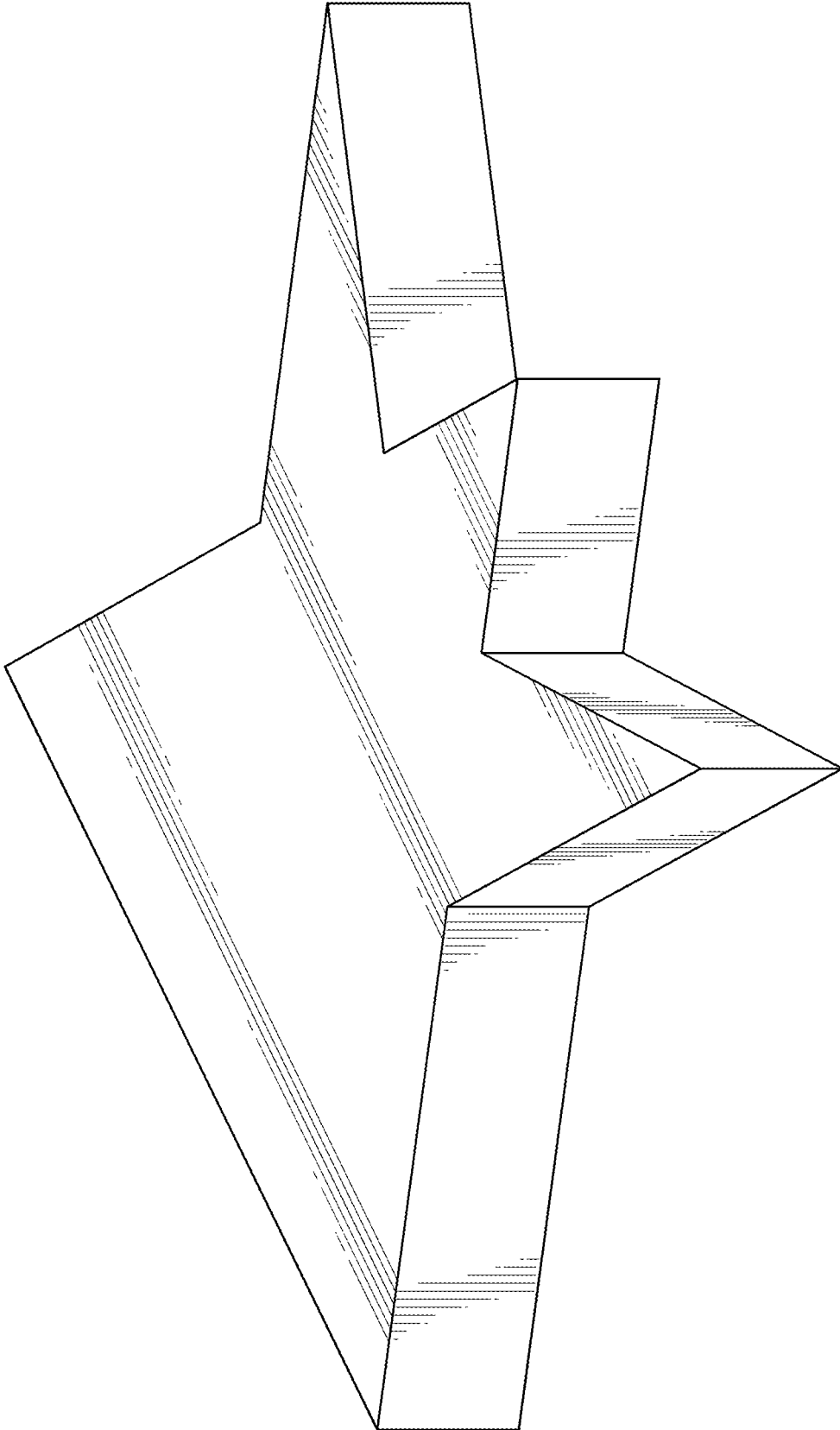


FIG. 3

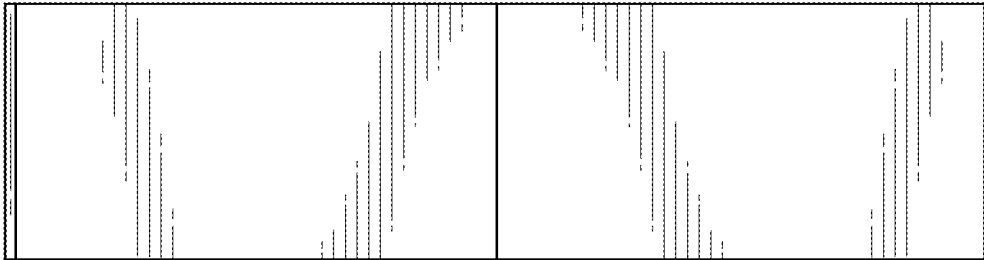


FIG. 4




FIG. 5




FIG. 6

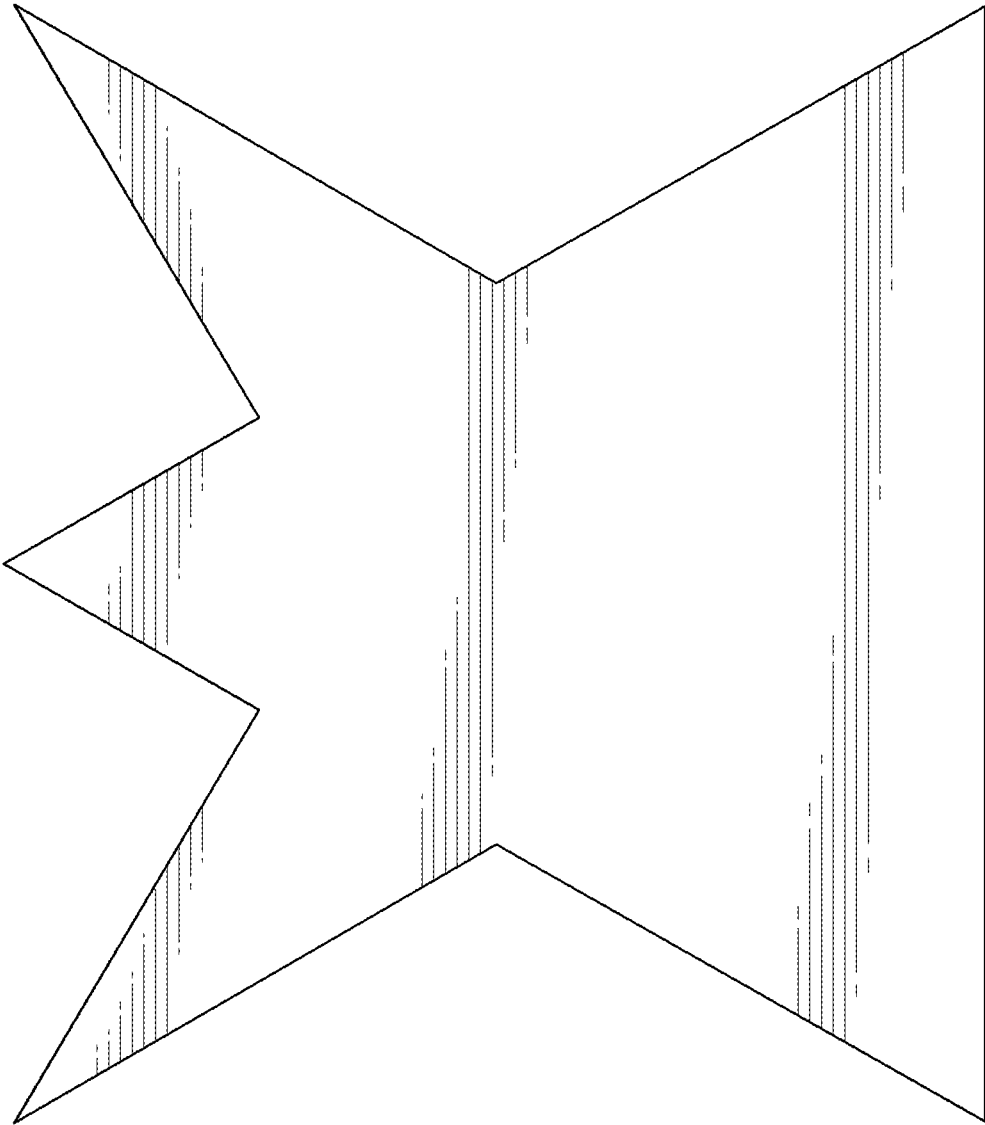


FIG. 7