



US00D524530S

(12) **United States Design Patent**  
**Avar**

(10) **Patent No.:** **US D524,530 S**

(45) **Date of Patent:** **\*\* Jul. 11, 2006**

(54) **PORTION OF A SHOE UPPER**

(75) Inventor: **Eric P. Avar**, Aloha, OR (US)

(73) Assignee: **Nike, Inc.**, Beaverton, OR (US)

(\*\*) Term: **14 Years**

D432,292 S	10/2000	Kim	
D461,629 S	8/2002	Blakeslee	
D467,413 S	12/2002	Rogers	
D475,186 S	6/2003	Shea et al.	
D475,515 S	6/2003	St-Louis	
D490,230 S	* 5/2004	Mervar	..... D2/972

OTHER PUBLICATIONS

Nike Footwear Catalog Fall 1996, p. 42, published Dec. 1995.

Nike Footwear Catalog Spring 1997, p. 102, published Jun. 1996.

Nike Footwear Catalog Fall 1997, p. 124, published Dec. 1996.

Nike Footwear Catalog Spring 1998, p. 124, published Jun. 1997.

\* cited by examiner

*Primary Examiner*—Dominic Simone

(74) *Attorney, Agent, or Firm*—Banner & Witcoff, Ltd.

(21) Appl. No.: **29/230,546**

(22) Filed: **May 24, 2005**

(51) **LOC (8) Cl.** ..... **02-99**

(52) **U.S. Cl.** ..... **D2/972**

(58) **Field of Classification Search** ..... D2/902,  
D2/907, 908, 943, 944, 969, 972-974; 36/45,  
36/50.1, 77 M, 77 R, 83, 88, 113, 114, 126-131  
See application file for complete search history.

(56) **References Cited**

U.S. PATENT DOCUMENTS

D268,710 S	*	4/1983	Anderie	.....	D2/943
D270,111 S	*	8/1983	Migdown	.....	D2/907
D281,927 S		12/1985	Hill		
D329,527 S		9/1992	Cohen		
D347,317 S		5/1994	Avar		
D349,601 S	*	8/1994	Buck, IV	.....	D2/969
D353,038 S		12/1994	Morris et al.		
D357,794 S	*	5/1995	Avar et al.	.....	D2/969
D362,110 S		9/1995	Preskar		
D365,923 S		1/1996	Crowley		
D368,356 S		4/1996	Reale		
D373,456 S		9/1996	Gibson		
D377,712 S	*	2/1997	Avar et al.	.....	D2/972
D379,032 S	*	5/1997	Horn	.....	D2/972
D383,287 S		9/1997	Van Noy		
D388,244 S		12/1997	Serna		
D392,792 S	*	3/1998	Obi	.....	D2/969
D406,451 S	*	3/1999	Lozano	.....	D2/972
D406,453 S	*	3/1999	Mervar	.....	D2/972
D406,690 S		3/1999	Vestuti		

(57) **CLAIM**

The ornamental design for a portion of a shoe upper, as shown and described.

**DESCRIPTION**

FIG. 1 is a front perspective view of a portion of a shoe upper showing my new design;

FIG. 2 is a rear perspective view thereof;

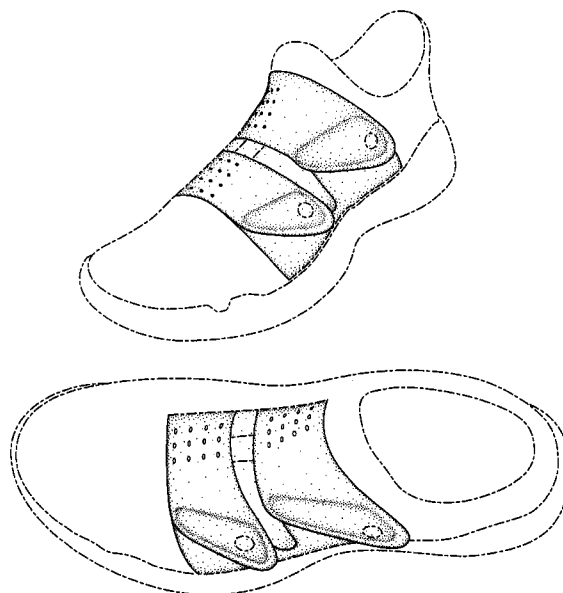
FIG. 3 is a side view thereof;

FIG. 4 is a top view thereof; and,

FIG. 5 is a front view thereof.

The broken lines immediately adjacent to the shaded areas represent an unclaimed boundary of the design. The broken line showing of the two rings, the rectangular strip, and the remainder of the shoe is for illustrative purposes only and forms no part of the claimed design.

**1 Claim, 5 Drawing Sheets**



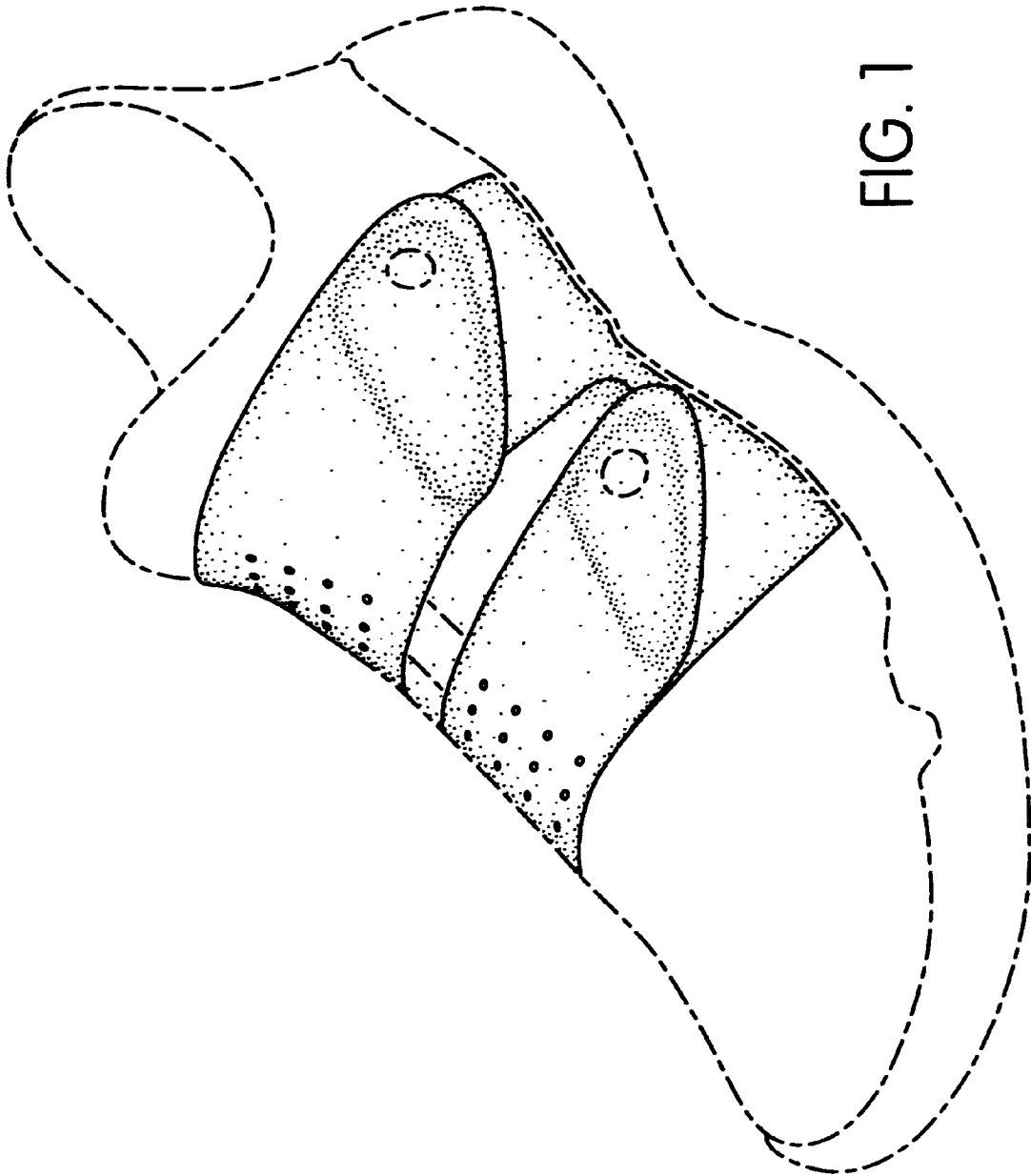


FIG. 1

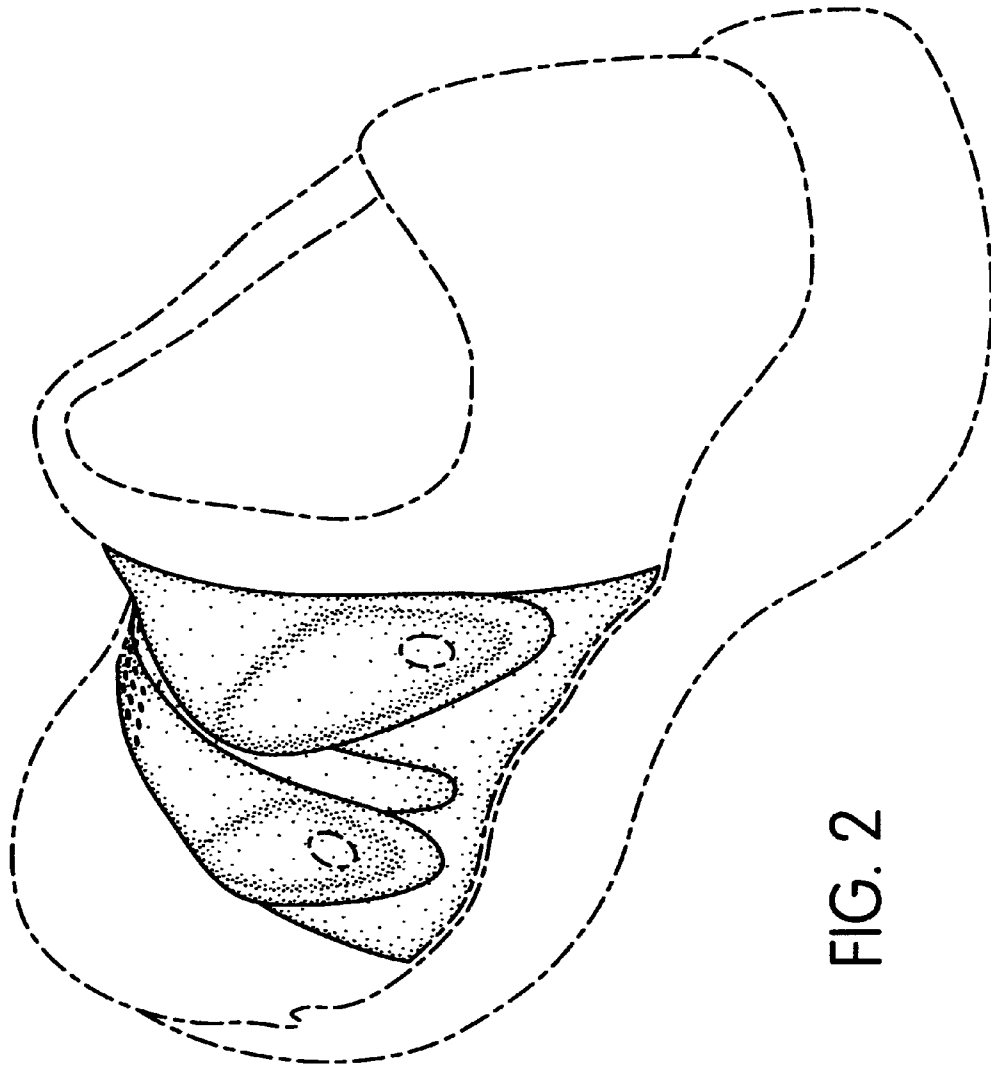


FIG. 2

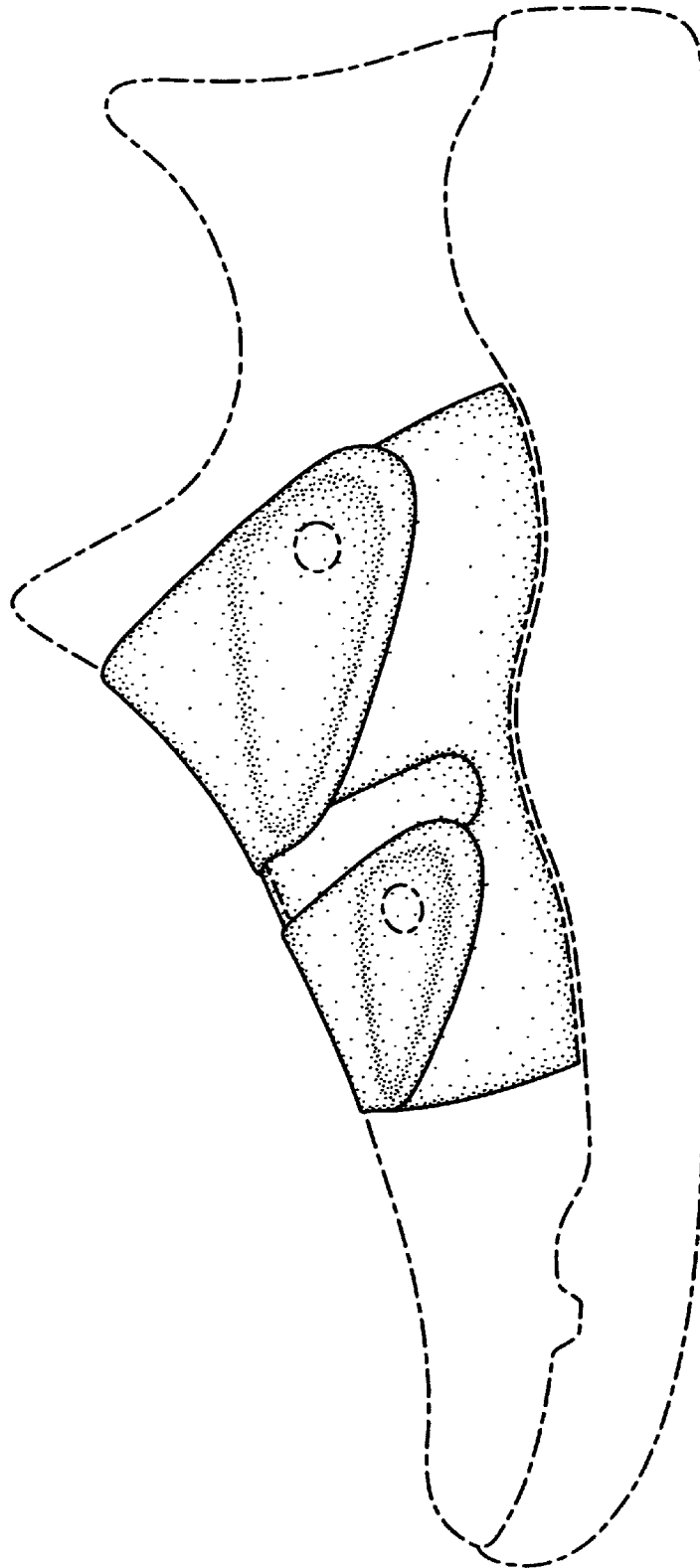


FIG. 3

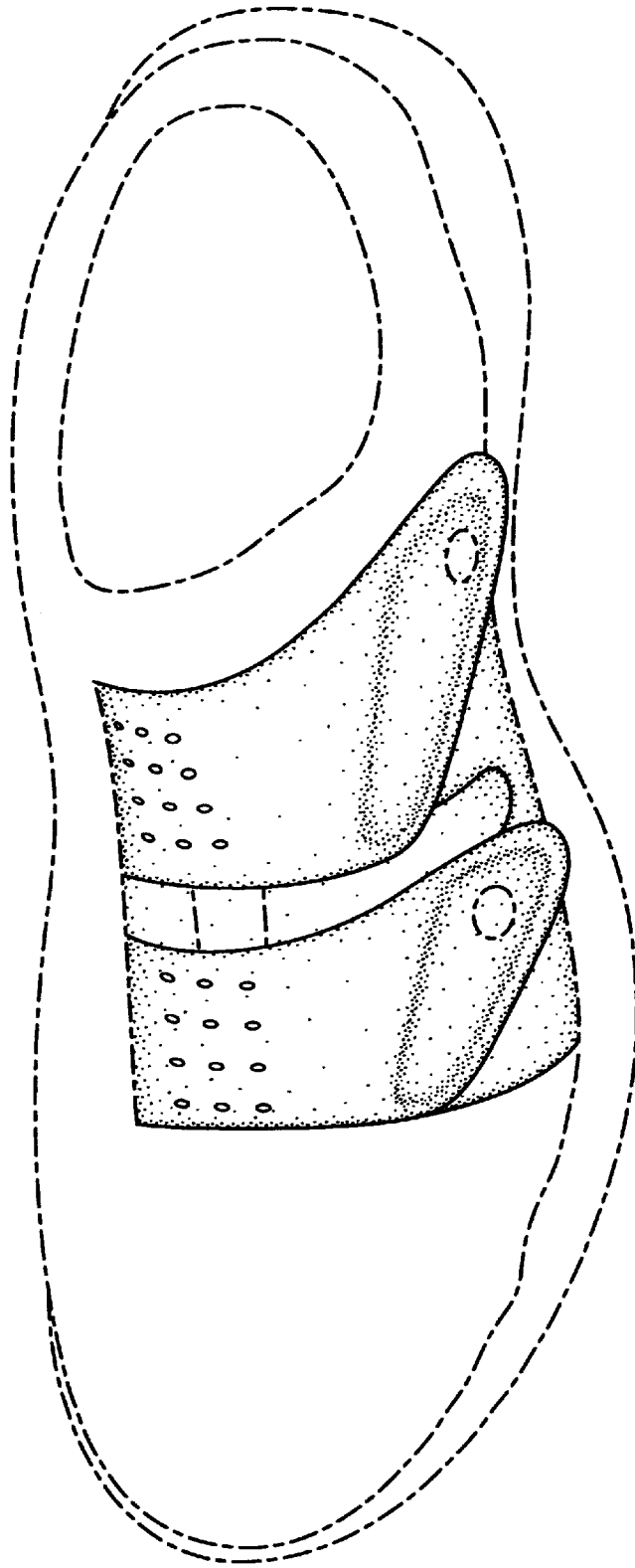


FIG. 4




FIG. 5