

[54] EYEGLASS DISPLAY RACK

[75] Inventors: Robert P. Franklin, Lake Hopatcong; John G. Dewees, Morristown, both of N.J.

[73] Assignee: Trans-World Manufacturing Corp., Little Ferry, N.J.

[\*\*] Term: 14 Years

[21] Appl. No.: 127,222

[22] Filed: Mar. 4, 1980

Related U.S. Application Data

[62] Division of Ser. No. 19,779, Mar. 12, 1979, Pat. No. Des. 258,099.

[51] Int. Cl. .... D20-02

[52] U.S. Cl. .... D6/24; D6/25; D6/85; D6/157

[58] Field of Search ..... D6/20, 23-25, D6/27-29, 85, 157, 181, 184, 186, 188-190; 211/13, 126, 128, 129, 131, 133.5, 163; 248/DIG. 2

[56]

References Cited

U.S. PATENT DOCUMENTS

D. 82,956	12/1930	Pomerantz .....	D6/20
2,816,666	12/1957	Nadel .....	211/13
2,936,897	5/1960	Bloch .....	211/13
3,333,709	8/1967	Le Blanc et al. ....	211/13
3,357,568	12/1967	Le Blanc et al. ....	211/13

Primary Examiner—B. J. Bullock

Attorney, Agent, or Firm—Lerner, David, Littenberg & Samuel

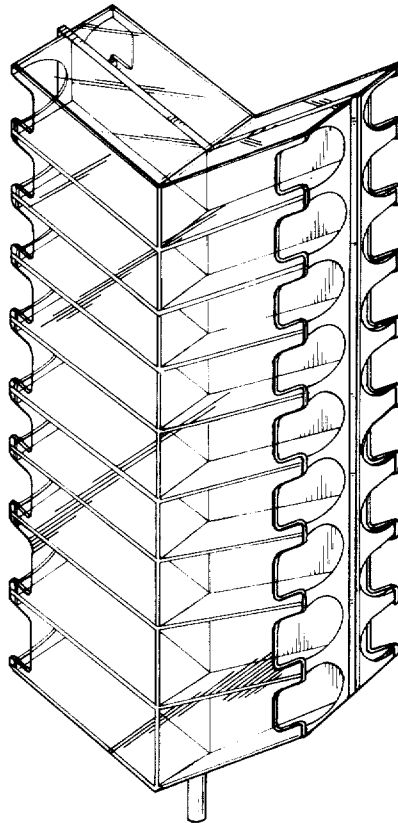
[57]

CLAIM

The ornamental design for an eyeglass display rack, substantially as shown and described.

DESCRIPTION

FIG. 1 is a perspective view of an eyeglass display rack showing our new design; FIG. 2 is a front elevational view thereof, the rear elevational view being identical thereto; FIG. 3 is an end elevational view thereof; FIG. 4 is a top plan view thereof; FIG. 5 is a bottom plan view thereof.



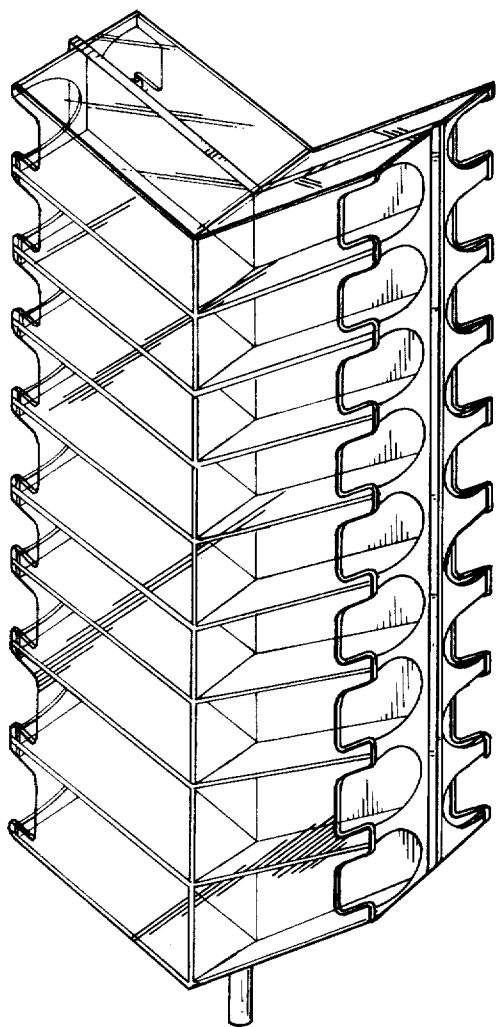


FIG. 1

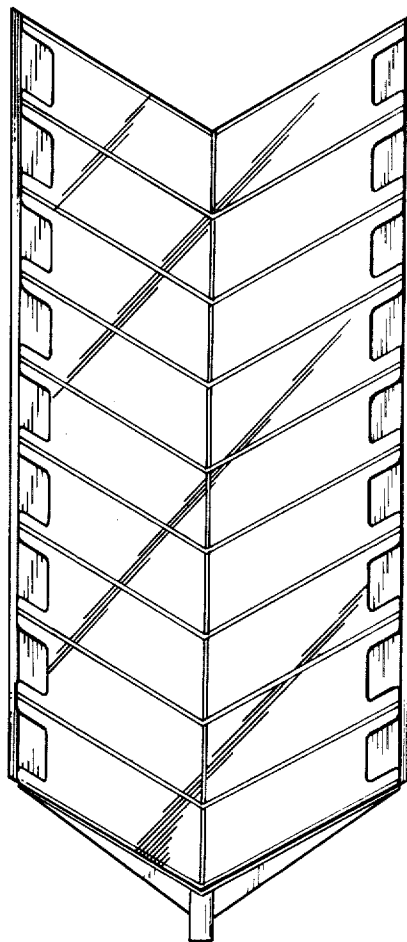


FIG. 2

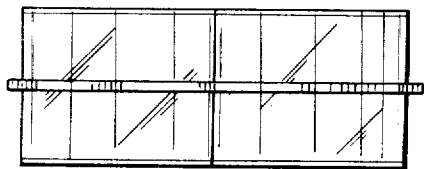


FIG. 4

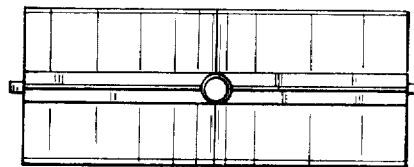


FIG. 5

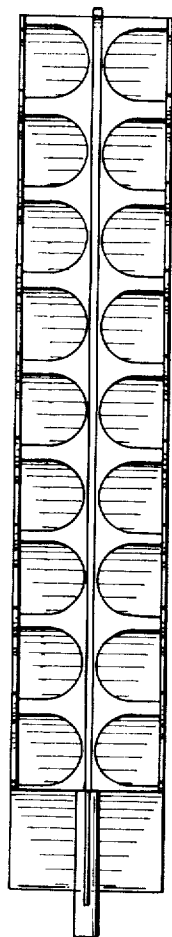


FIG.3