



US00D730173S

(12) **United States Design Patent**
Barad et al.

(10) **Patent No.:** **US D730,173 S**

(45) **Date of Patent:** **** May 26, 2015**

(54) **PACKAGING**

(71) Applicant: **Microsoft Corporation**, Redmond, WA (US)

(72) Inventors: **Vivian Barad**, San Francisco, CA (US); **Ricardo Figueiroa Monteiro**, San Francisco, CA (US); **Scott Tong**, San Francisco, CA (US); **Jeffrey Allen Loth**, Sammamish, WA (US); **Robyn Lynne Yoder**, North Bend, WA (US)

(73) Assignee: **Microsoft Corporation**, Redmond, WA (US)

(**) Term: **14 Years**

(21) Appl. No.: **29/449,966**

(22) Filed: **Mar. 15, 2013**

(51) **LOC (10) Cl.** **09-03**

(52) **U.S. Cl.**

USPC **D9/422**

(58) **Field of Classification Search**

USPC D6/406.4, 630, 632; D9/414, 416, 418, D9/420-426, 430, 432, 433, 435, 522, 572, D9/575, 701, 702, 710, 715; 206/307, 206/307.1, 308.1-308.3, 387.13, 472; D14/474-479

See application file for complete search history.

(56) **References Cited**

U.S. PATENT DOCUMENTS

D417,812	S	*	12/1999	Rubin	D6/632
D434,652	S	*	12/2000	Mori	D9/701
D540,665	S	*	4/2007	Gupta et al.	D9/732
D560,487	S	*	1/2008	Boettcher et al.	
D561,580	S	*	2/2008	Croft et al.	D9/418
D561,604	S	*	2/2008	Galor	D9/702
D614,025	S	*	4/2010	Paredes et al.	D9/432
D622,590	S	*	8/2010	Tayama	D9/432
D656,768	S	*	4/2012	Zealer	D6/632
D661,996	S	*	6/2012	Hollyman	D9/702
2009/0159473	A1	*	6/2009	Roth et al.	206/308.1
2011/0036734	A1	*	2/2011	Meador, III	206/308.1
2011/0062037	A1	*	3/2011	Bertuzzi et al.	206/267

* cited by examiner

Primary Examiner — Thomas Johannes

Assistant Examiner — Keith Frank

(74) *Attorney, Agent, or Firm* — Banner & Witcoff, Ltd.

(57) **CLAIM**

The ornamental design for packaging, as shown and described.

DESCRIPTION

FIG. 1 is a front perspective view of packaging showing the first embodiment of our new design;

FIG. 2 is a bottom view thereof;

FIG. 3 is a top view thereof;

FIG. 4 is a right side view thereof;

FIG. 5 is a left side view thereof;

FIG. 6 is a front view thereof;

FIG. 7 is a rear view thereof;

FIG. 8 is a front perspective view of the packaging showing a second embodiment of our new design;

FIG. 9 is a bottom view thereof;

FIG. 10 is a top view thereof;

FIG. 11 is a right side view thereof;

FIG. 12 is a left side view thereof;

FIG. 13 is a front view thereof;

FIG. 14 is a rear view thereof;

FIG. 15 is a front perspective view of the packaging showing a third embodiment of our new design;

FIG. 16 is a bottom view thereof;

FIG. 17 is a top view thereof;

FIG. 18 is a right side view thereof;

FIG. 19 is a left side view thereof;

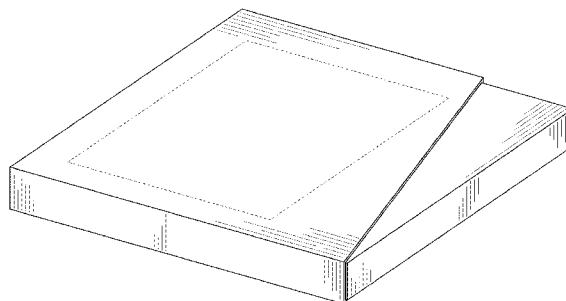
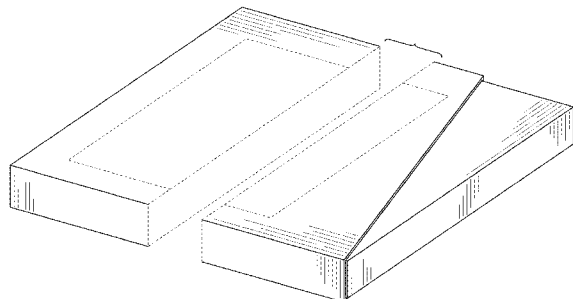
FIG. 20 is a front view thereof; and,

FIG. 21 is a rear view thereof.

The broken line showing of a portion of the front surface depicts unclaimed subject matter only and forms no part of the claimed design.

The packaging is shown with a symbolic break in its width in FIGS. 1, 2, 3, 6, and 7. The appearance of any portion of the article between the break lines forms no part of the claimed design.

1 Claim, 12 Drawing Sheets



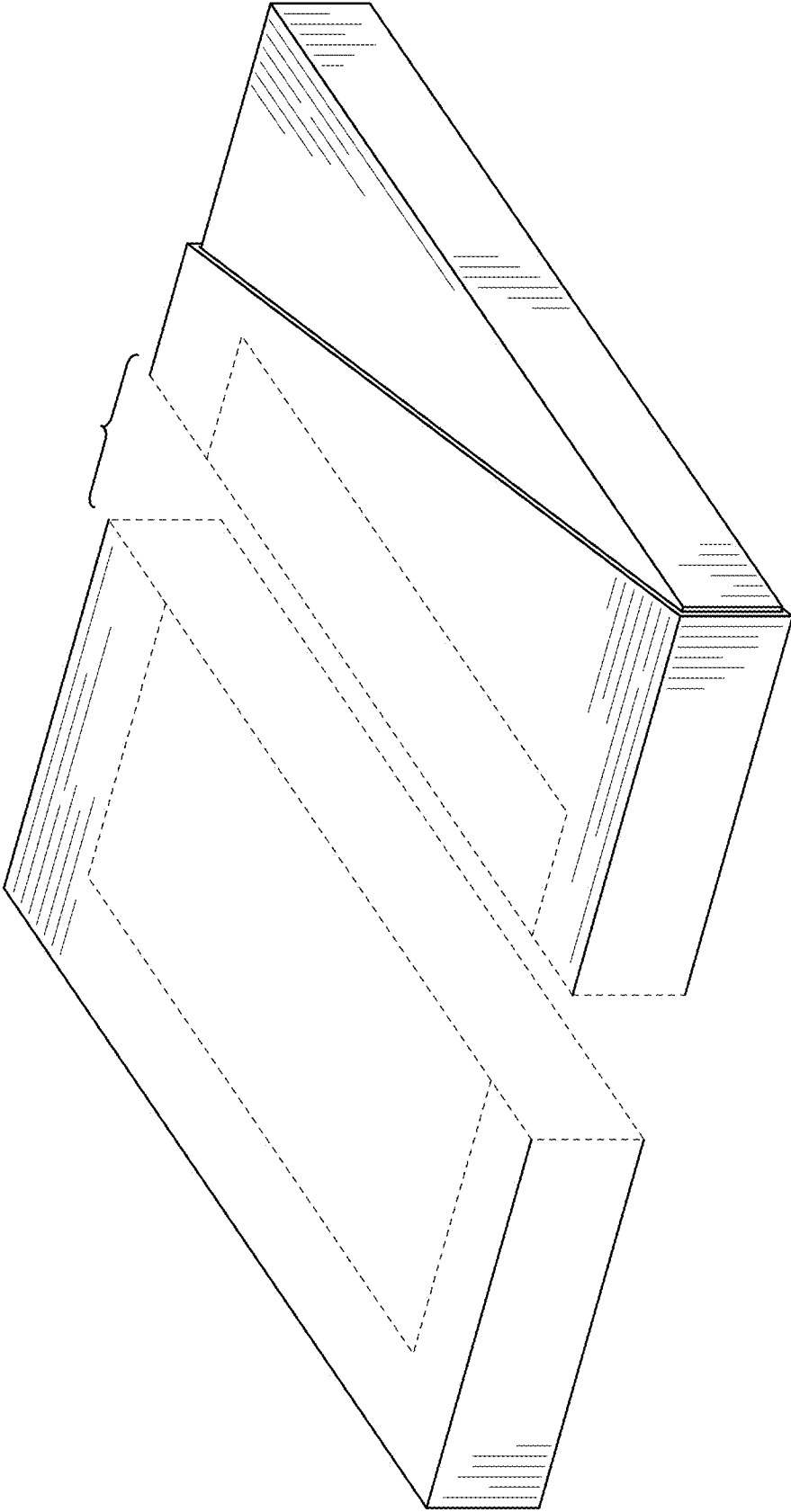


FIG. 1

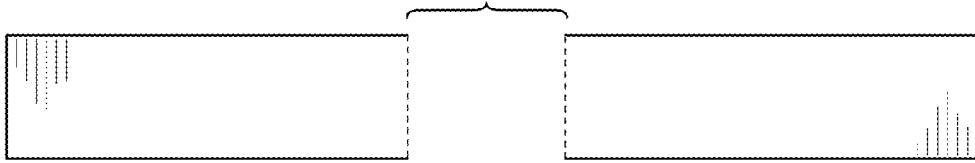


FIG. 2

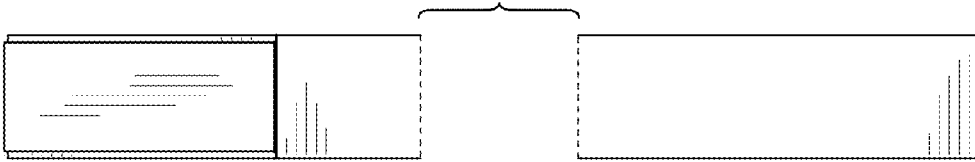


FIG. 3



FIG. 4

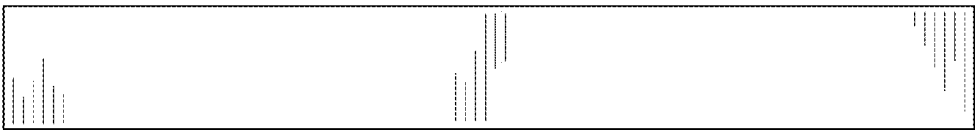


FIG. 5




FIG. 6




FIG. 7

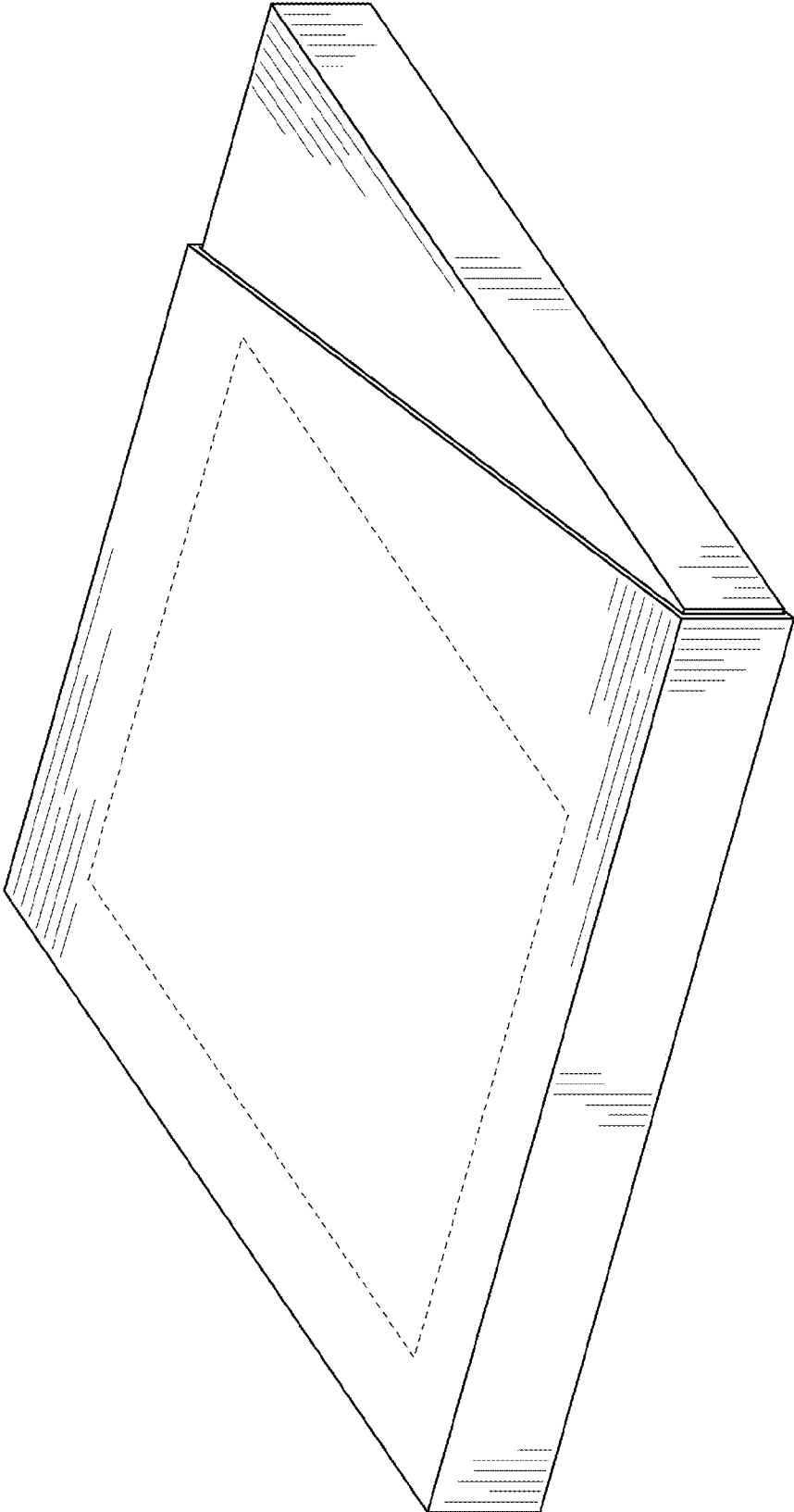


FIG. 8



FIG. 9



FIG. 10

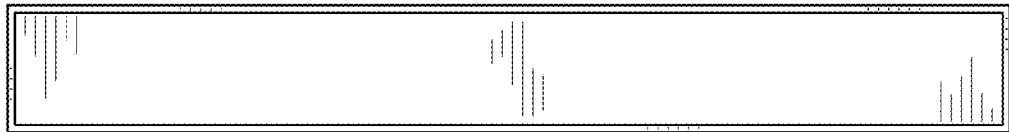


FIG. 11

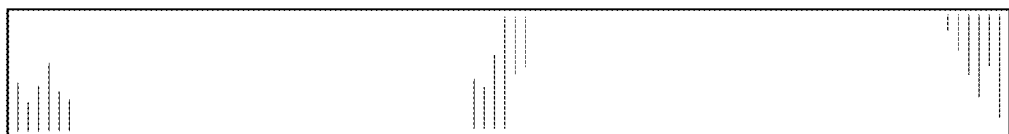


FIG. 12




FIG. 13




FIG. 14

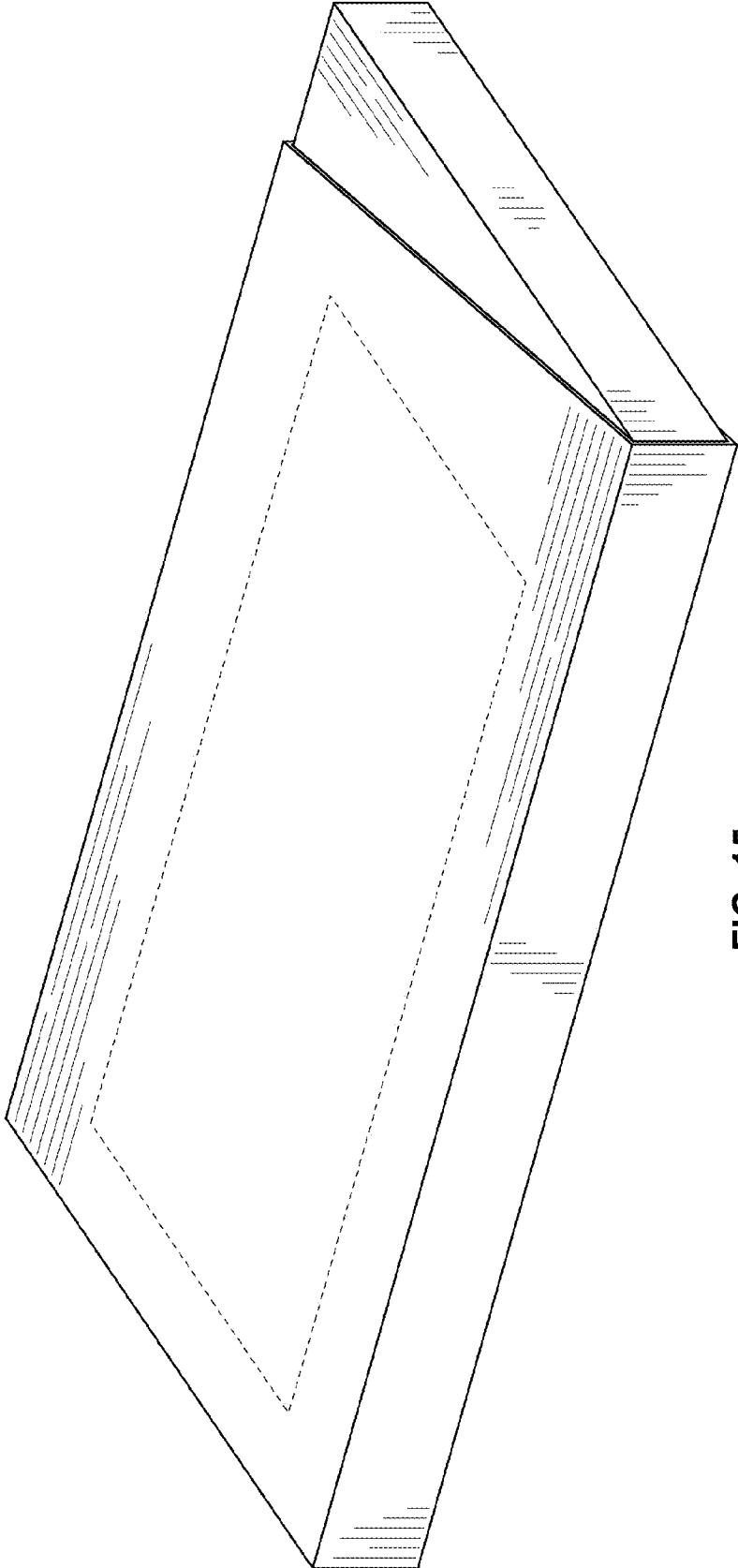


FIG. 15




FIG. 16



FIG. 17



FIG. 18




FIG. 19




FIG. 20




FIG. 21