



US00D733903S

(12) **United States Design Patent**
Tong et al.

(10) **Patent No.:** **US D733,903 S**

(45) **Date of Patent:** **** Jul. 7, 2015**

(54) **VIBRATOR**

(71) Applicant: **SHENZHEN FREE INTERACTIVE INC.**, Shenzhen, Guangdong (CN)

(72) Inventors: **Lixin Tong**, Shenzhen (CN); **Weidong Zhang**, Shenzhen (CN); **Xuegang Lv**, Shenzhen (CN); **Bing Zhang**, Shenzhen (CN)

(73) Assignee: **SHENZHEN FREE INTERACTIVE INC.**, Shenzhen (CN)

(**) Term: **14 Years**

(21) Appl. No.: **29/499,737**

(22) Filed: **Aug. 19, 2014**

(51) **LOC (10) Cl.** **28-03**

(52) **U.S. Cl.** **D24/215**
USPC

(58) **Field of Classification Search**

USPC D24/211–215; 601/114, 120, 121, 124, 601/125, 130, 131, 134, 135, 136, 137; D28/91.2

CPC A61H 19/00; A61H 19/30; A61H 19/32; A61H 19/34; A61H 19/40; A61H 19/44; A61H 19/50

See application file for complete search history.

(56) **References Cited**

U.S. PATENT DOCUMENTS

2,985,175 A * 5/1961 Rich 131/349
3,375,381 A * 3/1968 Tavel 310/81
D234,724 S * 4/1975 Tavel D24/214

D237,807 S * 11/1975 Russell D27/188
D273,132 S * 3/1984 Moloff D24/214
D426,311 S * 6/2000 Horowitz et al. D24/215
D454,959 S * 3/2002 Harris et al. D24/215
D485,910 S * 1/2004 Chan D24/215
D503,358 S * 3/2005 Lee D11/149
D602,153 S * 10/2009 Osterberg D24/105
D624,693 S * 9/2010 Mercado D27/101
D636,888 S * 4/2011 Nikitzuk et al. D24/215
D648,862 S * 11/2011 Yen D24/215
D685,105 S * 6/2013 Marshall D24/215
D688,382 S * 8/2013 Marshall D24/215
D693,933 S * 11/2013 Tai D24/215
D694,417 S * 11/2013 Tai D24/215

* cited by examiner

Primary Examiner — Sandra Snapp

(57) **CLAIM**

The ornamental design for a vibrator, as shown and described.

DESCRIPTION

The patent or application file contains at least one drawing executed in color. Copies of this patent or patent application publication with color drawing(s) will be provided by the Office upon request and payment of the necessary fee.

FIG. 1 is a front elevational view of a vibrator showing our new design;

FIG. 2 is a rear elevational view thereof;

FIG. 3 is a left side view thereof;

FIG. 4 is a right side view thereof;

FIG. 5 is a top plan view thereof;

FIG. 6 is a bottom plan view thereof; and,

FIG. 7 is a perspective view thereof.

1 Claim, 6 Drawing Sheets
(6 of 6 Drawing Sheet(s) Filed in Color)






Fig. 1




Fig. 2




Fig. 3




Fig. 4




Fig. 5

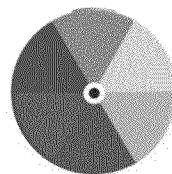


Fig. 6




Fig. 7