



US00D910323S

(12) **United States Design Patent**  
**Kanhasamy**

(10) **Patent No.:** **US D910,323 S**

(45) **Date of Patent:** **\*\* Feb. 16, 2021**

- (54) **CONVERTIBLE SOFA WITH SQUARES PATTERN**
- (71) Applicant: **Abedan Kanhasamy**, Mississauga (CA)
- (72) Inventor: **Abedan Kanhasamy**, Mississauga (CA)
- (\*\*) Term: **15 Years**
- (21) Appl. No.: **29/665,947**
- (22) Filed: **Oct. 9, 2018**
- (51) **LOC (13) Cl.** ..... **06-01**
- (52) **U.S. Cl.**  
USPC ..... **D6/335; D6/381**
- (58) **Field of Classification Search**  
USPC ..... D6/334, 335, 367, 374, 375, 377, 381, D6/383  
CPC ..... A47C 17/00; A47C 17/02; A47C 17/04; A47C 17/045; A47C 17/13; A47C 17/132; A47C 17/134; A47C 17/16; A47C 17/162; A47C 17/17; A47C 17/18; A47C 17/86  
See application file for complete search history.

D615,766	S	*	5/2010	Andersen	.....	D6/381
D616,214	S	*	5/2010	Andersen	.....	D6/367
D617,571	S	*	6/2010	Andersen	.....	D6/381
D618,007	S	*	6/2010	Andersen	.....	D6/381
D649,366	S	*	11/2011	Andersen	.....	D6/335
D649,367	S	*	11/2011	Andersen	.....	D6/335
D652,225	S	*	1/2012	Andersen	.....	D6/373
D652,226	S	*	1/2012	Andersen	.....	D6/373
D699,460	S	*	2/2014	Bosman	.....	D6/371
D727,647	S	*	4/2015	Sorel	.....	D6/371

\* cited by examiner

*Primary Examiner* — Cathron C Brooks  
(74) *Attorney, Agent, or Firm* — Harness, Dickey & Pierce, P.L.C.

(57) **CLAIM**

The ornamental design for a convertible sofa with squares pattern, as shown and described.

**DESCRIPTION**

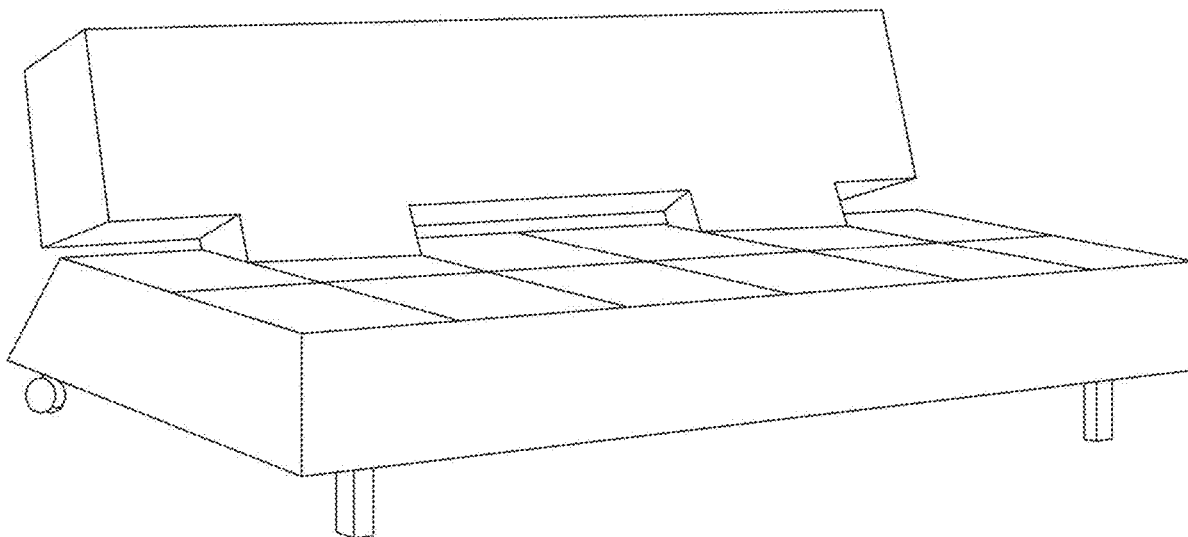
FIG. 1 is a perspective view of a convertible sofa with squares pattern embodying the design in a first position; FIG. 2 is a perspective view of the convertible sofa with squares pattern in a second position; FIG. 3 is a perspective back view of the convertible sofa with squares pattern in the first position; FIG. 4 is a top view of the convertible sofa with squares pattern in the second position; FIG. 5 is a top view of the convertible sofa with squares pattern in the first position; FIG. 6 is a front view of the convertible sofa with squares pattern in the first position; FIG. 7 is a right side view of the convertible sofa with squares pattern in the second position; and, FIG. 8 is a left side view of the convertible sofa with squares pattern in the second position.

**1 Claim, 8 Drawing Sheets**

(56) **References Cited**

**U.S. PATENT DOCUMENTS**

2,570,401	A	*	10/1951	Stein	.....	A47C 17/16 5/12.1
D455,281	S	*	4/2002	Andersen	.....	D6/335
D490,996	S	*	6/2004	Weiss	.....	D6/335
D498,075	S	*	11/2004	Mourgue	.....	D6/335
D573,359	S	*	7/2008	Weiss	.....	D6/335
D591,970	S	*	5/2009	Weiss	.....	D6/381
D592,416	S	*	5/2009	Weiss	.....	D6/381
D604,957	S	*	12/2009	Weiss	.....	D6/381
D614,419	S	*	4/2010	Andersen	.....	D6/381



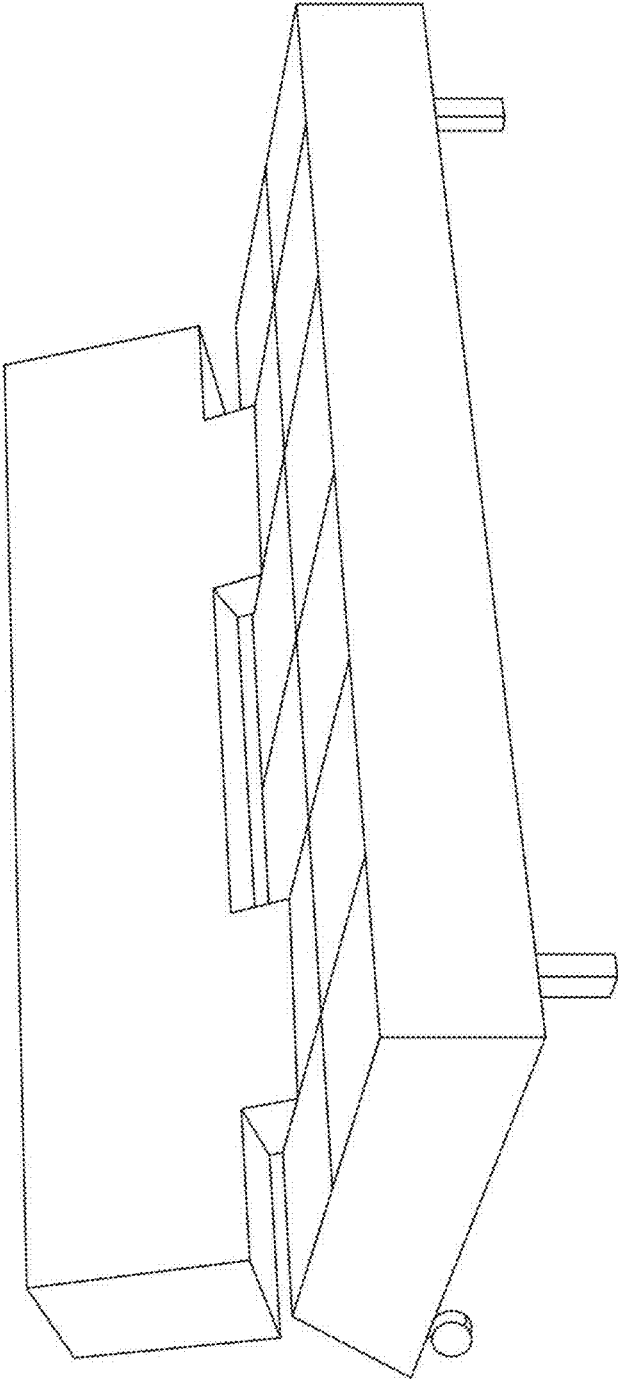


Fig. 1

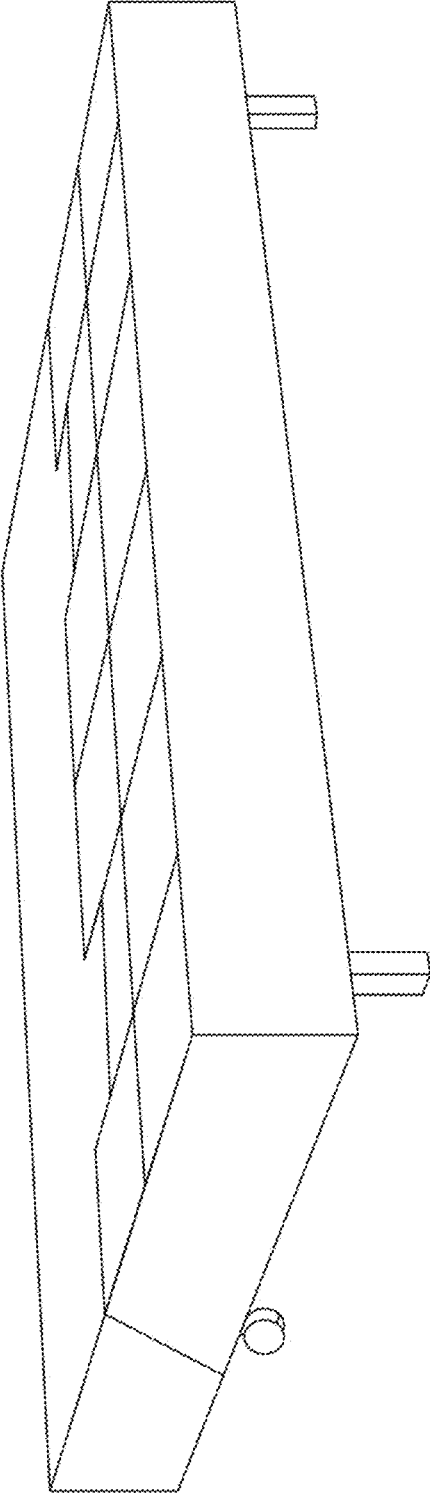


Fig. 2

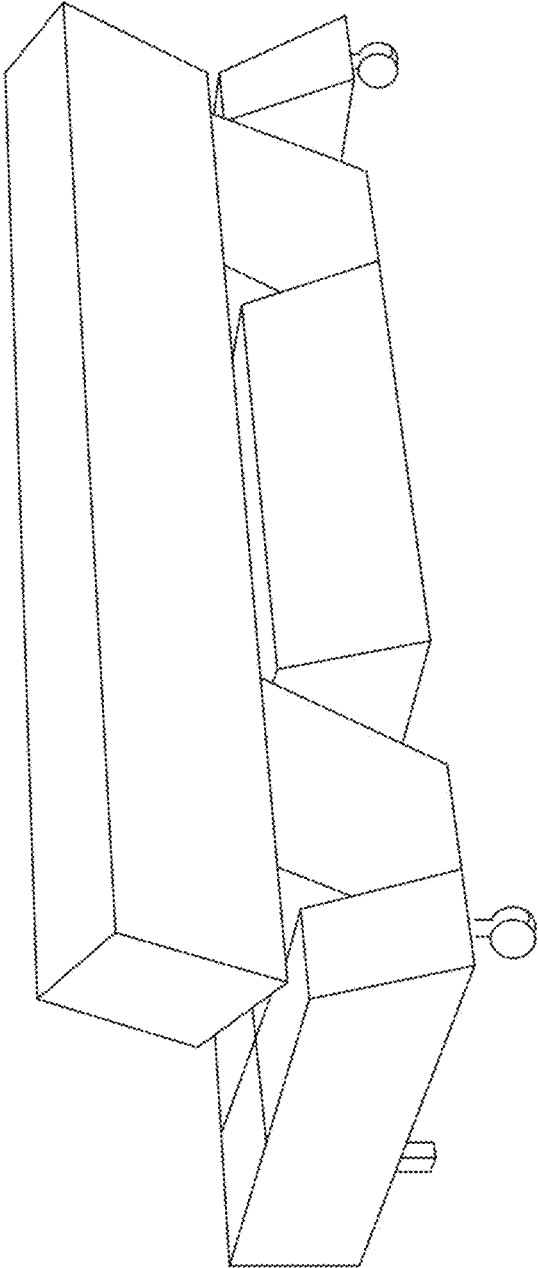


Fig. 3




Fig. 4




Fig. 5

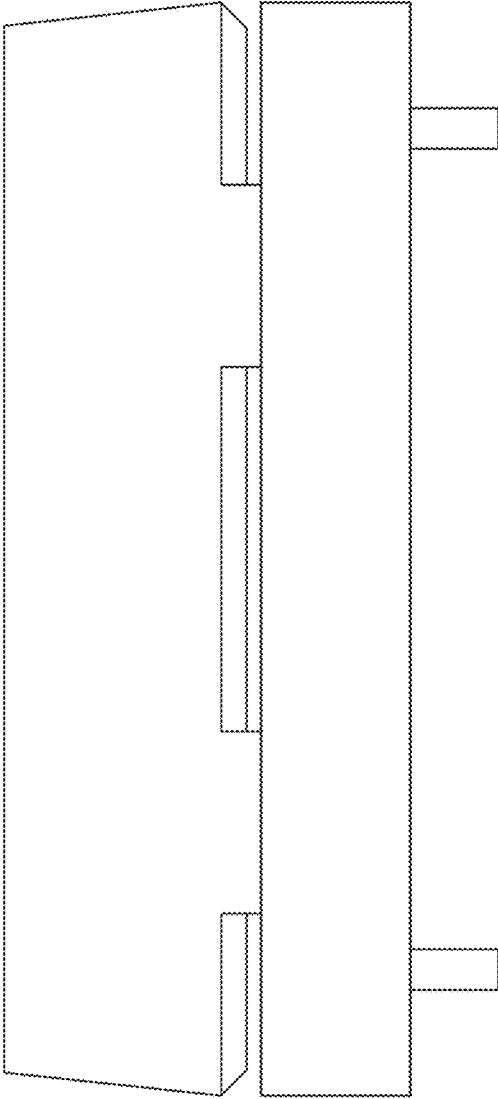


Fig. 6




Fig. 7






Fig. 8