



US00D784688S

(12) **United States Design Patent** (10) **Patent No.:** **US D784,688 S**
Mayer et al. (45) **Date of Patent:** **** Apr. 25, 2017**

- (54) **MESSENGER BAG WITH FUR** D498,667 S 11/2004 Clark
- (71) Applicant: **American Greetings Corporation,** 6,890,102 B2 5/2005 Clark
Cleveland, OH (US) 7,018,100 B2 3/2006 Clark
D522,379 S 6/2006 Clark
- (72) Inventors: **David Mayer,** Bay Village, OH (US); 7,118,276 B2 10/2006 Clark
Lynne Shlonsky, Shaker Heights, OH 10/2008 Clark
(US) D606,746 S * 12/2009 Braccialini D3/238
D719,834 S 12/2014 Mayer
- (73) Assignee: **American Greetings Corporation,** D720,132 S * 12/2014 Zhou D3/234
Cleveland, OH (US) D739,252 S 9/2015 Mayer
D740,682 S 10/2015 Mayer
D770,807 S * 11/2016 Mayer D6/601

* cited by examiner

(**) Term: **15 Years**

Primary Examiner — Holly Baynham

(21) Appl. No.: **29/557,135**

(74) *Attorney, Agent, or Firm* — Christine Flanagan

(22) Filed: **Mar. 7, 2016**

(57) **CLAIM**

(51) **LOC (10) Cl.** **03-01**

The ornamental design for a messenger bag with fur, as shown and described.

(52) **U.S. Cl.**

USPC **D3/234**

DESCRIPTION

(58) **Field of Classification Search**

USPC D3/234, 238

CPC A45C 1/024; A45C 3/06

See application file for complete search history.


(56) **References Cited**

U.S. PATENT DOCUMENTS

- 2,504,551 A * 4/1950 Levinson A45C 13/08
150/111
- 6,220,318 B1 * 4/2001 Pinti A45C 3/06
150/103
- D485,166 S 1/2004 Clark
- D493,708 S 8/2004 Clark
- D494,058 S 8/2004 Clark
- D497,541 S 10/2004 Clark

FIG. 1 is perspective view of the messenger bag of the present invention.
 FIG. 2 is a front view of the messenger bag of FIG. 1.
 FIG. 3 is a rear view of the messenger bag of FIG. 1.
 FIG. 4 is left side view of the messenger bag of FIG. 1.
 FIG. 5 is a right side view of the messenger bag of FIG. 1.
 FIG. 6 is a top down view of the messenger bag of FIG. 1; and,
 FIG. 7 is a bottom up view of the messenger bag of FIG. 1.
 The broken lines are for the purpose of illustrating the environment of the design only and form no part of the claimed design.

1 Claim, 5 Drawing Sheets



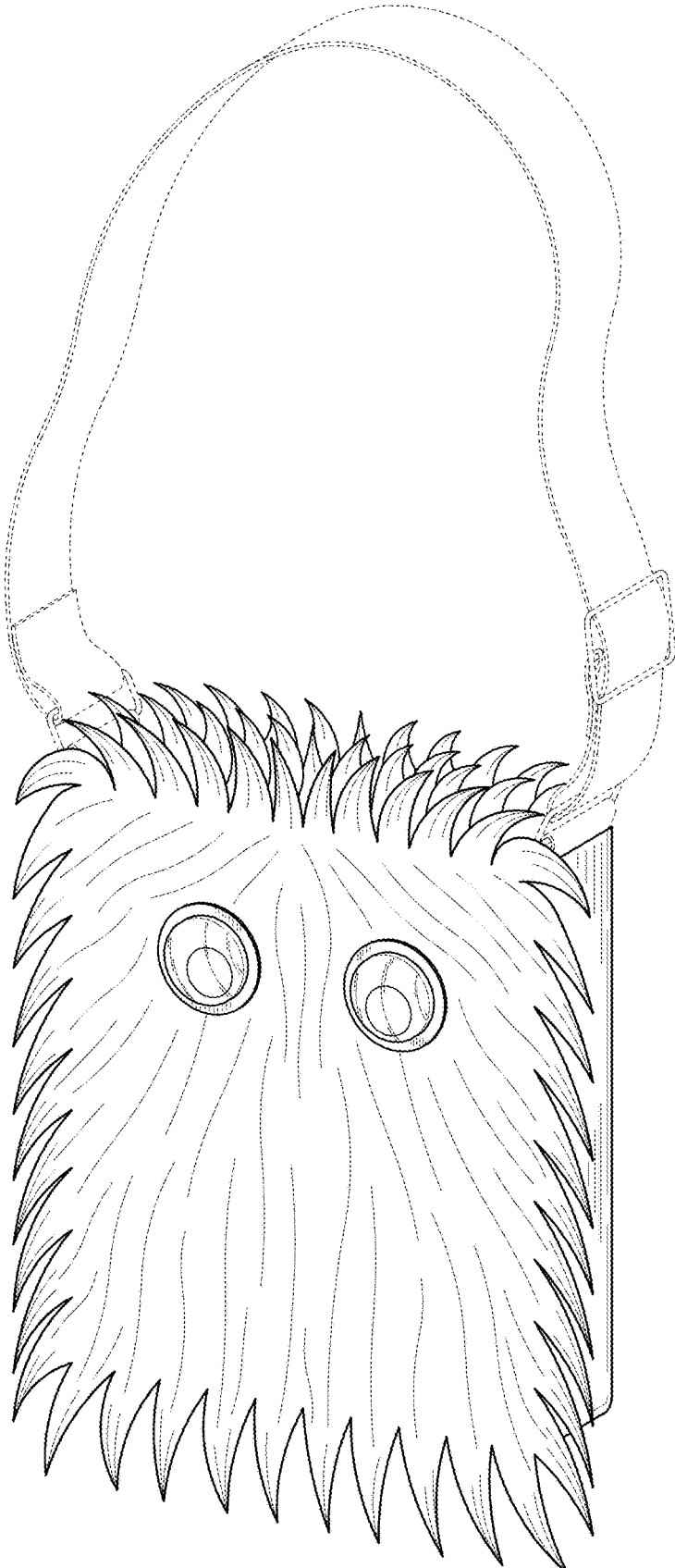


Fig. 1



Fig. 2

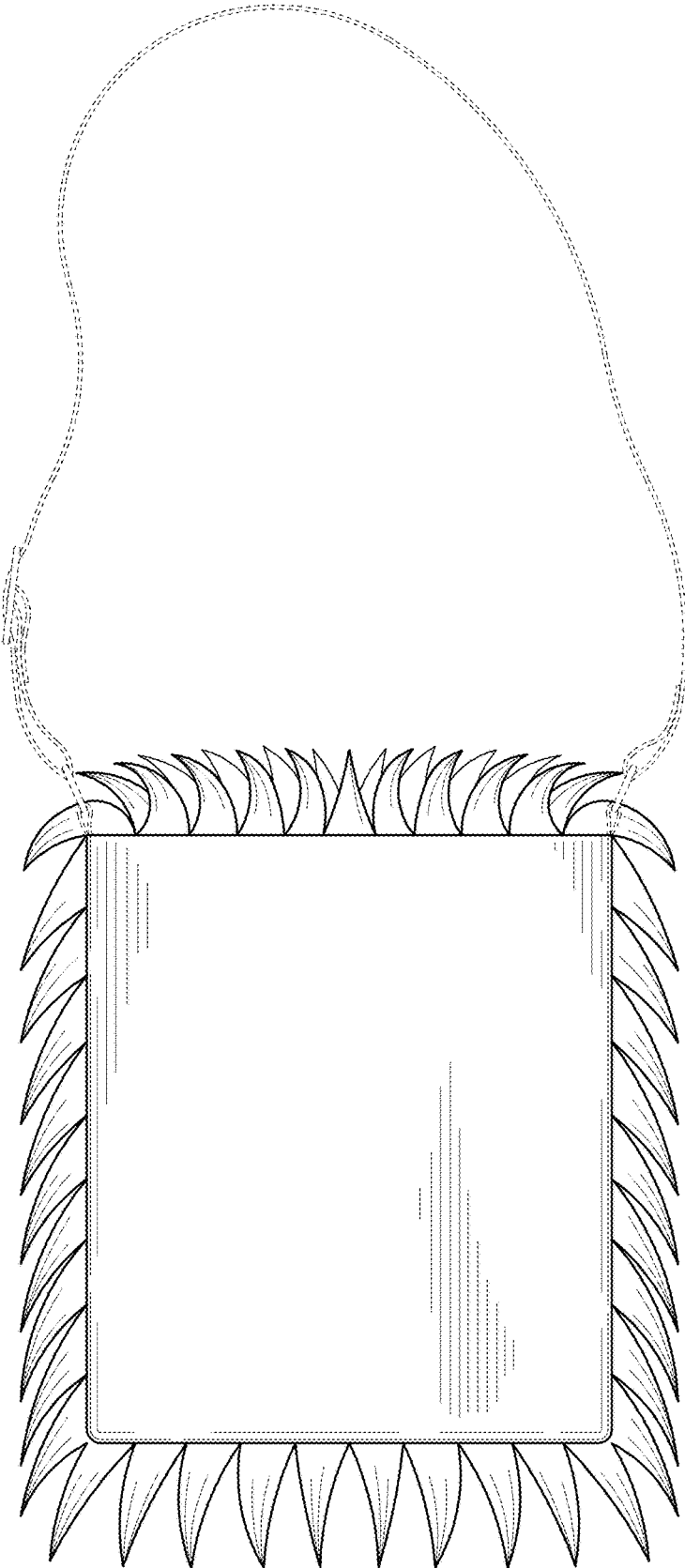
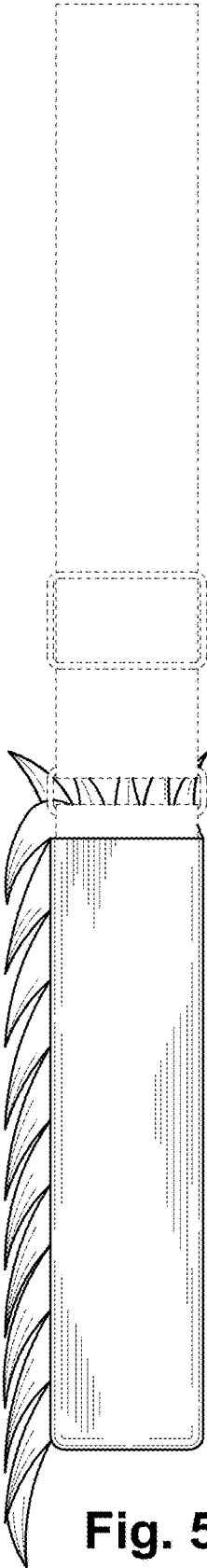
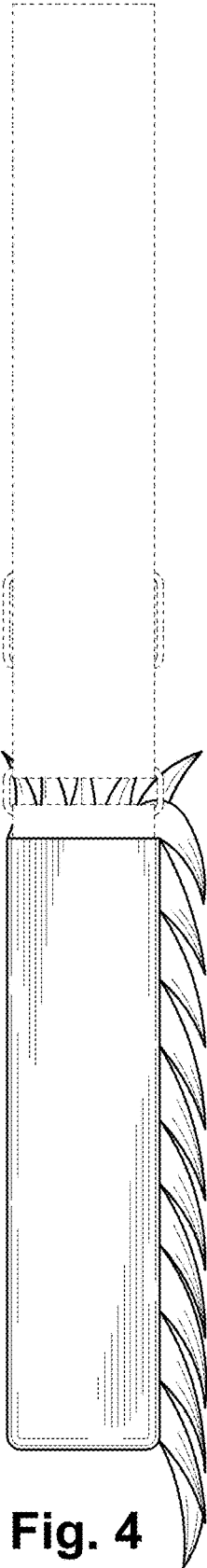


Fig. 3






Fig. 6

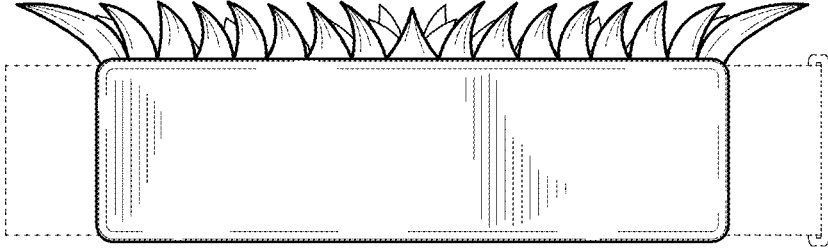


Fig. 7