



US00D898886S

(12) **United States Design Patent**
Israel et al.

(10) **Patent No.:** **US D898,886 S**

(45) **Date of Patent:** **** Oct. 13, 2020**

- (54) **HUMIDIFIER**
- (71) Applicant: **Vornado Air LLC**, Andover, KS (US)
- (72) Inventors: **Gary P Israel**, Andover, KS (US);
Naphouvieng Ounarom, Wichita, KS (US)
- (73) Assignee: **Vornado Air, LLC**, Andover, KS (US)
- (**) Term: **15 Years**
- (21) Appl. No.: **29/688,653**

D729,919 S *	5/2015	Yeom	D23/359
D786,415 S *	5/2017	Kim	D23/359
D802,112 S *	11/2017	Jeon	D23/364
D807,999 S *	1/2018	Schuller	D23/366
D827,117 S *	8/2018	Rigbi	D23/360
D835,248 S *	12/2018	Echeverri	D23/364
D835,249 S *	12/2018	Echeverri	D23/365
D849,223 S *	5/2019	Brandenburg	D23/366
D849,906 S *	5/2019	Exley	D23/335
D865,148 S *	10/2019	Yoon	D23/364
D876,599 S *	2/2020	He	D23/364

* cited by examiner

Primary Examiner — David G Muller

- (22) Filed: **Apr. 23, 2019**
- (51) **LOC (12) Cl.** **23-04**
- (52) **U.S. Cl.** **D23/356**
- (58) **Field of Classification Search**
USPC D23/355–366, 352, 369, 332, 333, 335,
D23/336, 342, 351; 422/120, 122;
55/356, 473, 504; 96/97; D14/188, 170,
D14/171, 172; 261/DIG. 17, DIG. 65,
261/DIG. 88, DIG. 31; D18/34.6
CPC .. A61L 9/16; A61L 9/22; B01D 47/00; B01D
47/027; B01D 2221/02; B01D 2259/4508;
B03C 3/155; B03C 3/368; F24F 3/16;
F24F 13/20; F24F 13/28; F24F
2001/0096
See application file for complete search history.

(57) **CLAIM**

The ornamental design for a humidifier, as shown and described.

DESCRIPTION

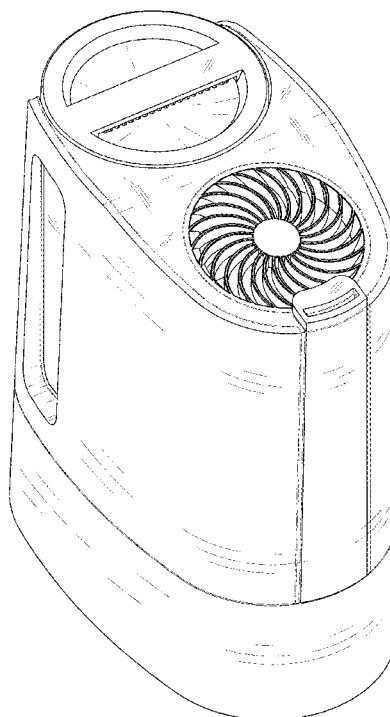
FIG. 1 is a right, front, top perspective view of a humidifier in accordance with the present invention; FIG. 2 is an elevation view of the front side thereof; FIG. 3 is an elevation view of the rear side thereof; FIG. 4 is an elevation view of the right side thereof; FIG. 5 is an elevation view of the left side thereof; FIG. 6 is a top plan view thereof; FIG. 7 is a bottom plan view thereof; FIG. 8 is a right, rear, top perspective view thereof; and, FIG. 9 is an enlarged view of the disclaimed grill section identified in FIG. 3.
The broken lines represent portions of the structure that form no part of the claim.

1 Claim, 9 Drawing Sheets

(56) **References Cited**

U.S. PATENT DOCUMENTS

D653,743 S *	2/2012	Lacotta	D23/366
D722,687 S *	2/2015	Salagnac	D23/364



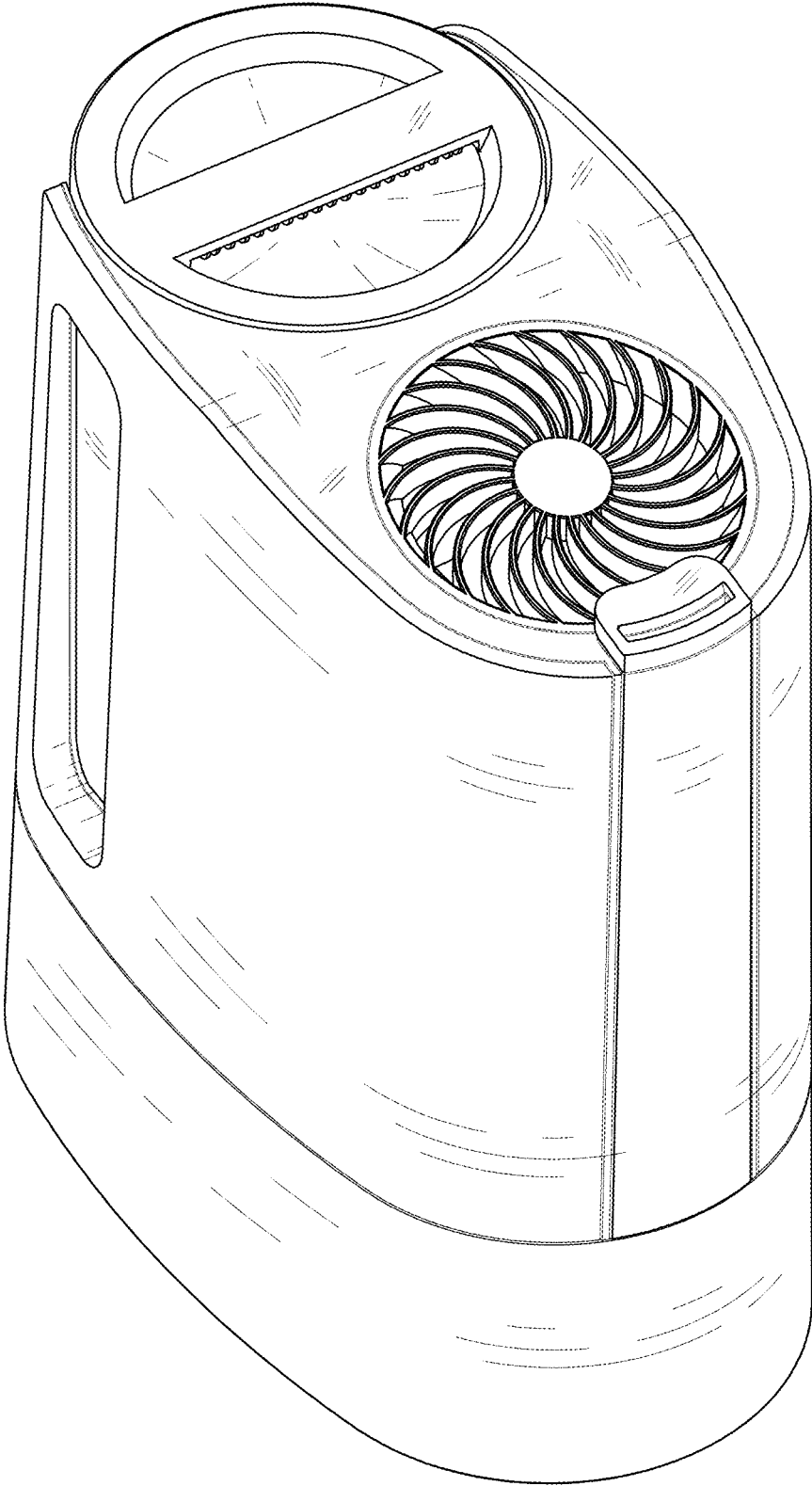


FIG. 1




FIG. 2

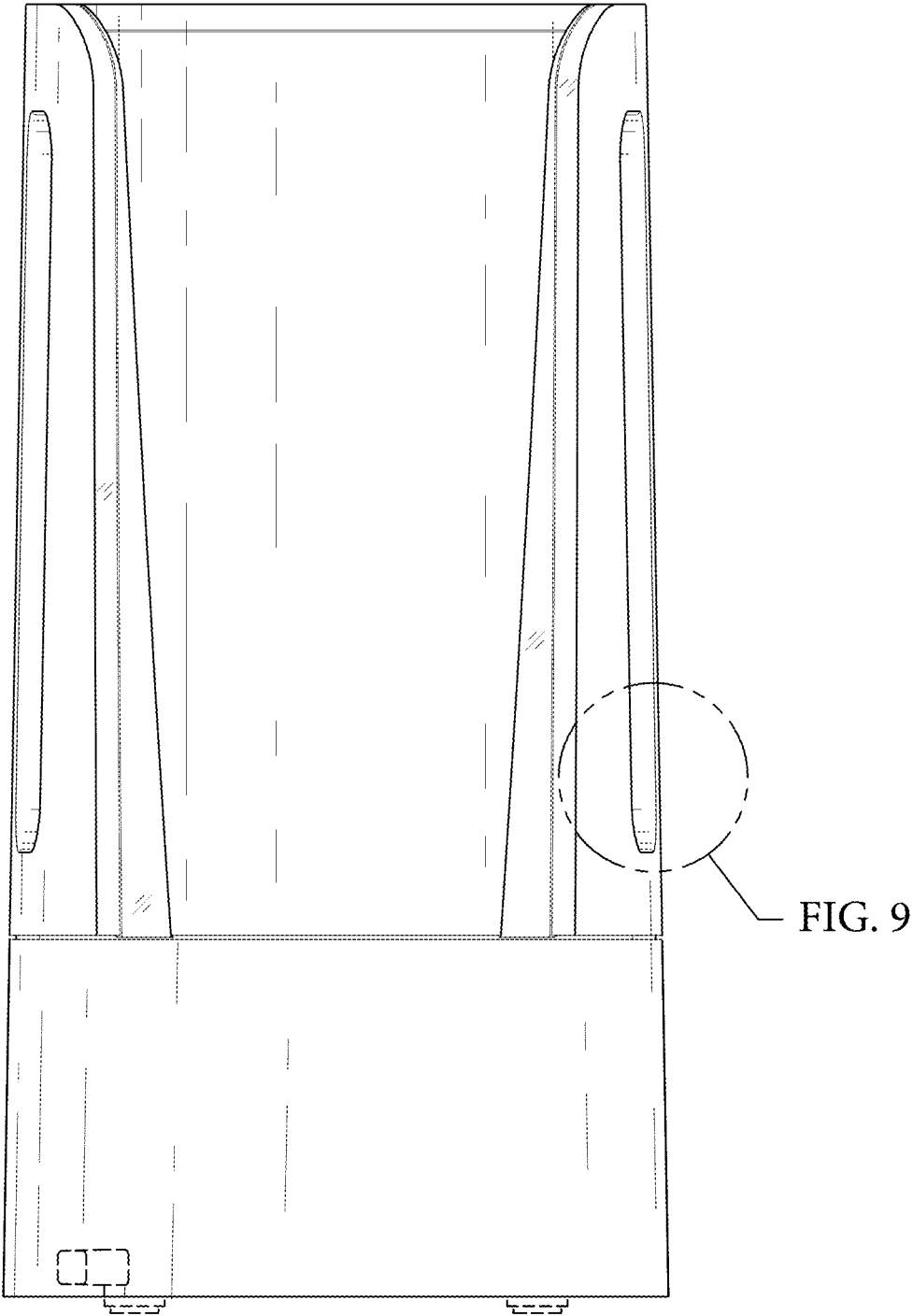


FIG. 3

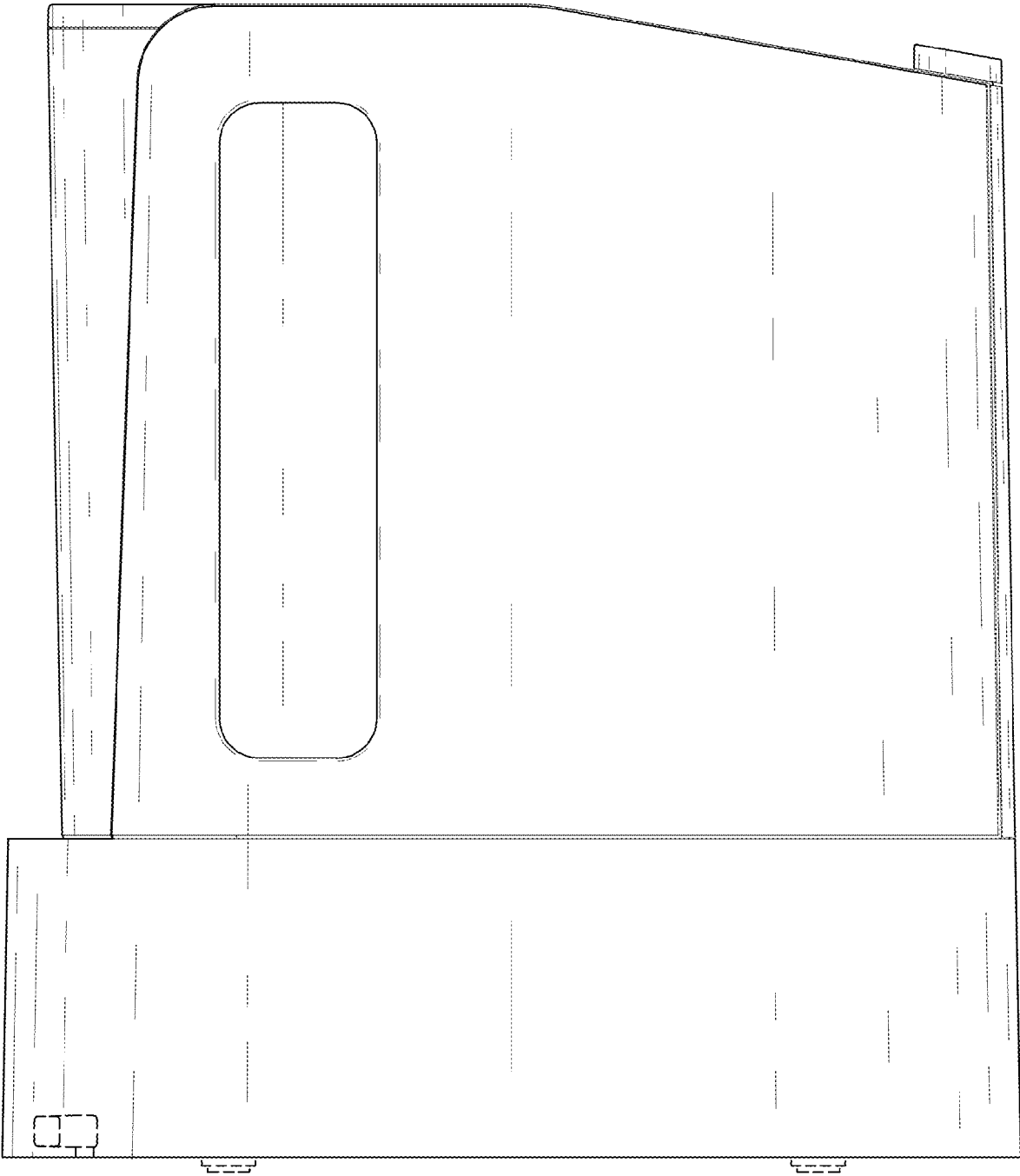


FIG. 4

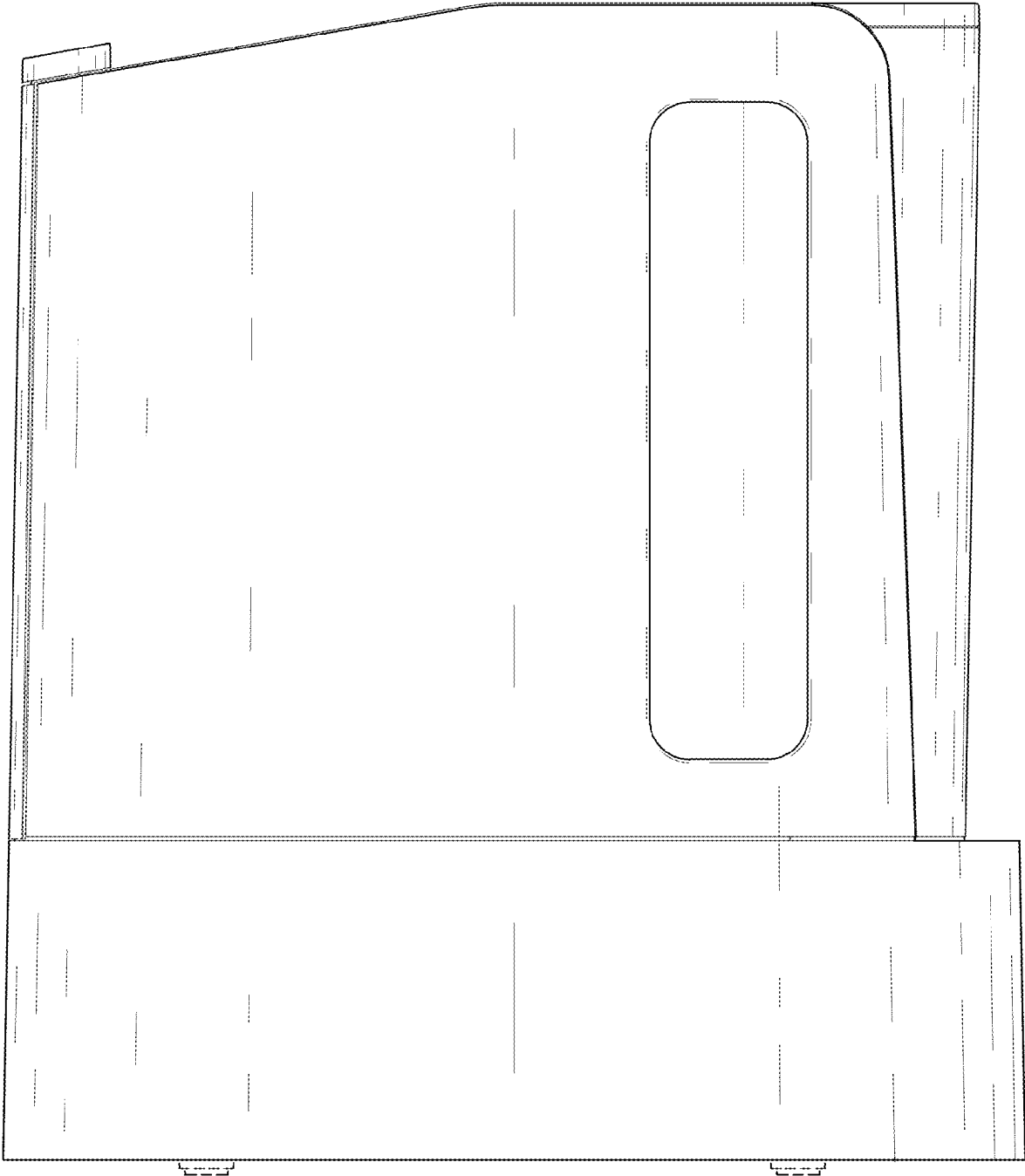


FIG. 5




FIG. 6

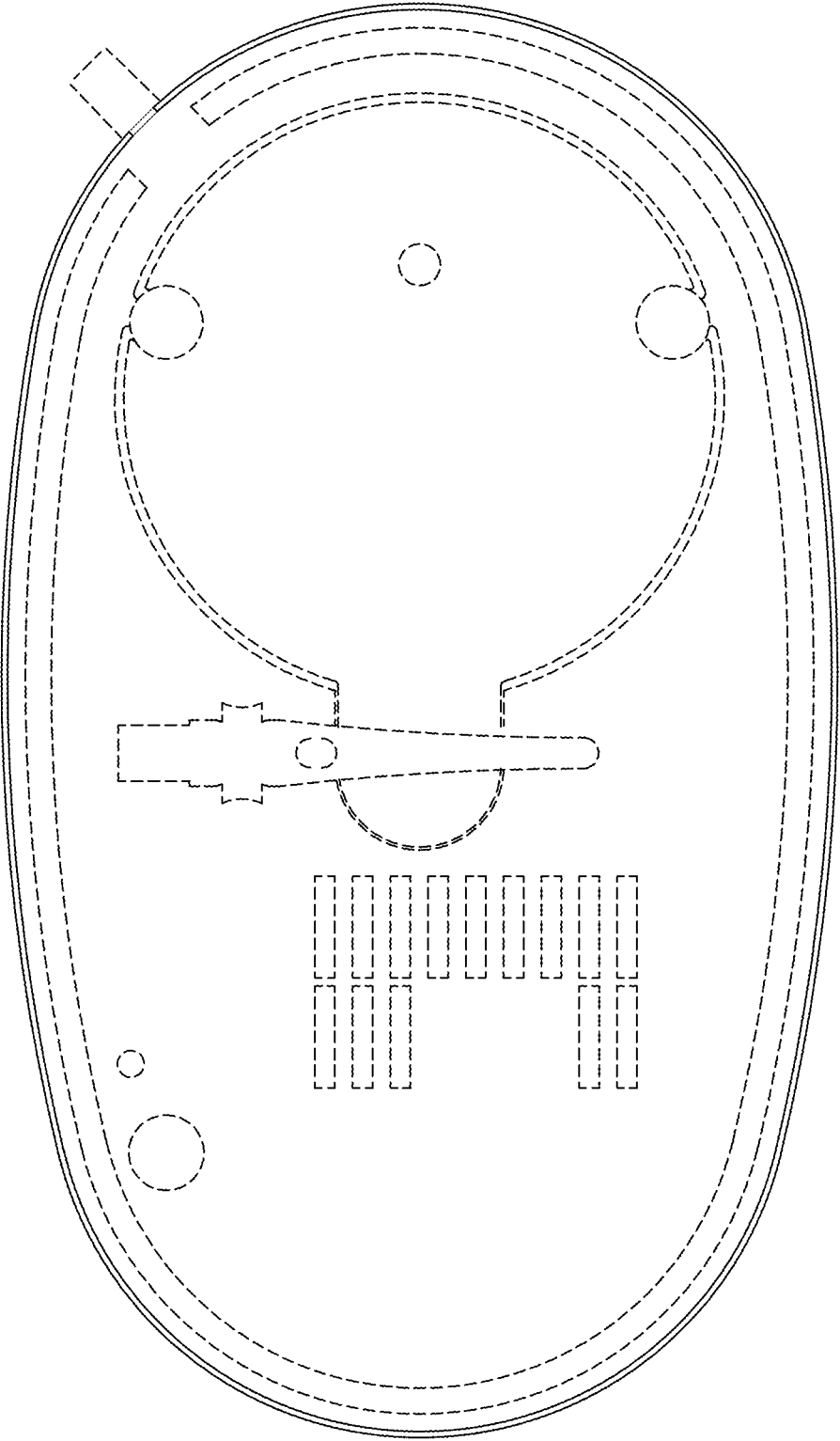


FIG. 7

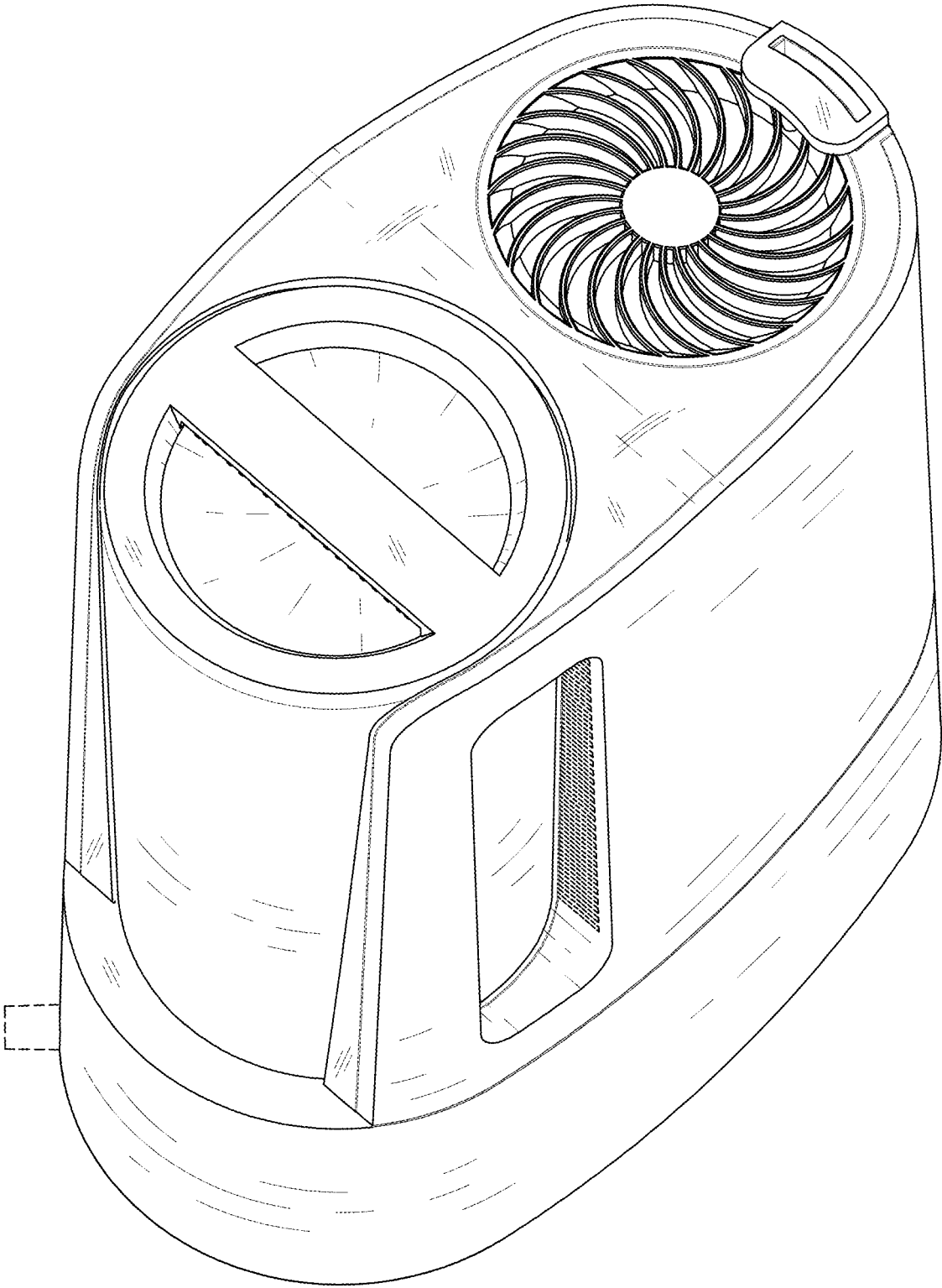


FIG. 8

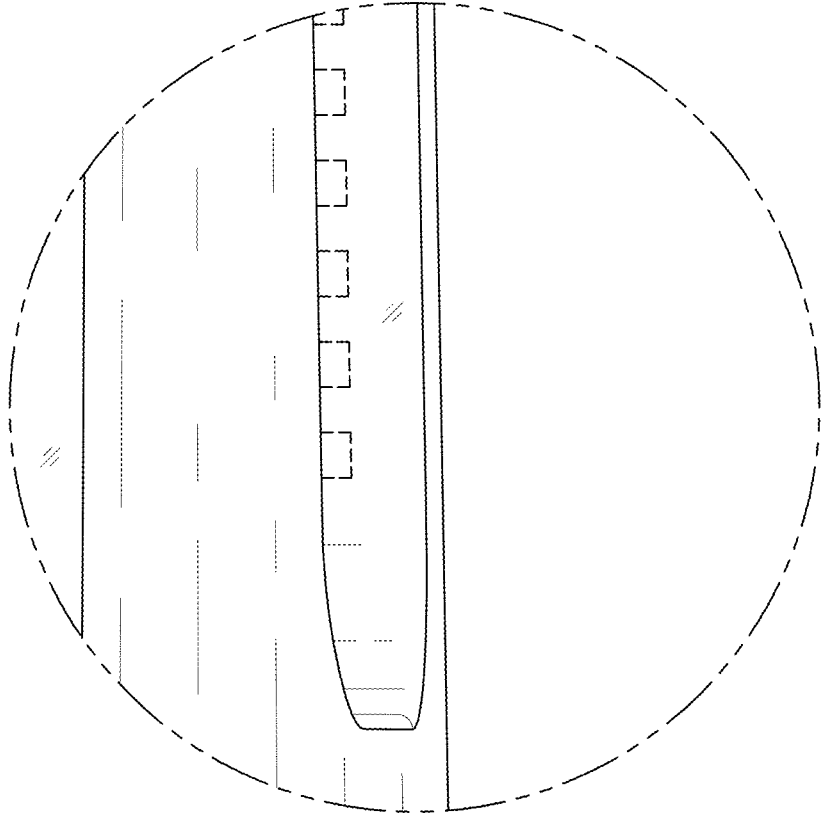


FIG. 9