



US00D840341S

(12) **United States Design Patent**
Menolotto et al.

(10) **Patent No.:** **US D840,341 S**

(45) **Date of Patent:** **** Feb. 12, 2019**

(54) **CABLE CONNECTOR**

(71) Applicant: **Amphenol Corporation**, Wallingford, CT (US)

(72) Inventors: **Paolo Menolotto**, Mount Martha (AU);
Thien Huu Nguyen, Springvale (AU)

(73) Assignee: **Amphenol Corporation**, Wallingford, CT (US)

(**) Term: **15 Years**

(21) Appl. No.: **29/608,244**

(22) Filed: **Jun. 20, 2017**

(51) **LOC (11) Cl.** **13-03**

(52) **U.S. Cl.**

USPC **D13/133**

(58) **Field of Classification Search**

USPC D13/133, 146, 147, 148, 151, 153, 154,
D13/158, 173, 184, 199

CPC H01R 2103/00; H01R 9/053; H01R 13/00;
H01R 13/627; H01R 13/6277

See application file for complete search history.

(56) **References Cited**

U.S. PATENT DOCUMENTS

| | | | |
|--------------|---------|--------------|---------|
| 2,306,821 A | 12/1942 | Markey | |
| 2,331,409 A | 10/1943 | Markey | |
| 4,392,699 A | 7/1983 | Weingartner | |
| 4,978,317 A | 12/1990 | Pocrass | |
| D368,250 S * | 3/1996 | Castaldo | D13/156 |
| 5,613,873 A | 3/1997 | Bell, Jr. | |
| 5,685,737 A | 11/1997 | Morin et al. | |
| 5,700,157 A | 12/1997 | Chung | |
| 5,704,802 A | 1/1998 | Loudermilk | |
| 5,957,730 A | 9/1999 | Wang | |
| 6,056,586 A | 5/2000 | Lin | |
| 6,095,869 A | 8/2000 | Wang | |
| 6,109,954 A | 8/2000 | Lin | |
| 6,142,822 A | 11/2000 | Wu | |

6,174,194 B1 1/2001 Bleicher et al.

6,217,371 B1 4/2001 Wu

6,319,062 B1 11/2001 Ma et al.

(Continued)

FOREIGN PATENT DOCUMENTS

DE 4123078 A1 1/1993

DE 10306252 A1 8/2004

(Continued)

OTHER PUBLICATIONS

Neutrik Catalog, "Operating & Assembling Instructions—NAC3MX-W, powerCON True 1," 2 pages.

Primary Examiner — Rosemary K Tarcza

Assistant Examiner — Christy M Nemeth

(74) *Attorney, Agent, or Firm* — Blank Rome LLP

(57) **CLAIM**

The ornamental design for the cable connector, as shown and described.

DESCRIPTION

FIG. 1 is a front perspective view of a cable connector in accordance with a first embodiment of the present design; FIG. 2 is a front elevational view of the cable connector illustrated in FIG. 1;

FIG. 3 is a rear elevational view of the cable connector illustrated in FIG. 1;

FIG. 4 is a left side elevational view of the cable connector illustrated in FIG. 1;

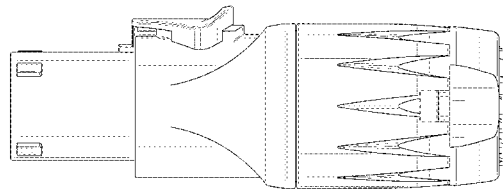
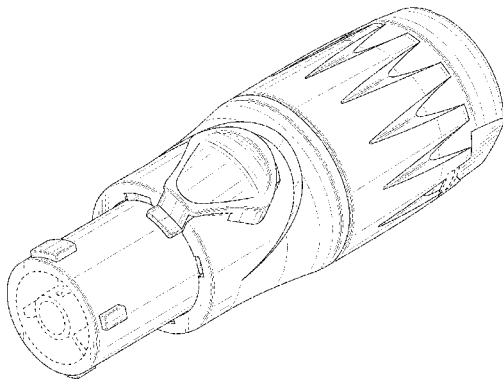
FIG. 5 is a right side elevational view of the cable connector illustrated in FIG. 1;

FIG. 6 is a top plan view of the cable connector illustrated in FIG. 1; and,

FIG. 7 is a bottom plan view of the cable connector illustrated in FIG. 1.

The broken lines in the figures show elements of the article that form no part of the claimed design.

1 Claim, 7 Drawing Sheets



(56)

References Cited

U.S. PATENT DOCUMENTS

6,319,070 B1 11/2001 Tan
 6,354,884 B1 3/2002 Yeh et al.
 6,363,025 B1 5/2002 Shi et al.
 6,428,361 B1 8/2002 Imschweiler et al.
 6,435,911 B1 8/2002 Payson et al.
 6,454,595 B1 9/2002 Espenshade
 6,457,993 B1 10/2002 Espenshade
 6,464,533 B1 10/2002 Ma et al.
 6,478,611 B1 11/2002 Hyland
 6,544,076 B2 4/2003 Pocrass
 6,558,203 B2 5/2003 Pocrass
 6,561,842 B1 5/2003 Watanabe et al.
 6,568,965 B2 5/2003 Pocrass
 6,582,248 B2 6/2003 Bachman
 6,588,100 B2 7/2003 Ma et al.
 6,592,397 B2 7/2003 Pocrass
 6,595,805 B2 7/2003 Pocrass
 6,648,674 B1 11/2003 Dobler
 6,663,417 B1 12/2003 Hung
 6,702,618 B1 3/2004 Hyland et al.
 6,910,917 B2 6/2005 Chen
 6,913,481 B2 7/2005 Marshall et al.
 D512,023 S 11/2005 Bachmann
 D512,378 S 12/2005 Dobler
 D512,965 S 12/2005 Dobler
 D514,069 S 1/2006 Bachmann
 6,984,155 B1 1/2006 Liu
 7,018,242 B2 3/2006 Brown et al.
 7,033,227 B2 4/2006 Karir
 D524,738 S 7/2006 Dobler
 7,182,621 B2 2/2007 Reichle
 7,267,584 B1 9/2007 Liu
 7,309,260 B2 12/2007 Brower et al.
 D572,198 S * 7/2008 Chawgo D13/133
 7,481,667 B2 1/2009 Cheng
 D587,202 S 2/2009 Dobler
 D587,204 S 2/2009 Bachmann
 7,540,753 B2 6/2009 Dobler
 7,648,385 B2 1/2010 Wu
 7,753,719 B2 7/2010 Cheng
 D623,599 S * 9/2010 Purdy D13/151
 D626,920 S * 11/2010 Purdy D13/151
 7,828,569 B2 11/2010 Aronson et al.
 7,857,524 B2 12/2010 Dobler
 7,857,643 B2 12/2010 Dobler
 D635,521 S * 4/2011 Holliday D13/151

7,922,519 B1 4/2011 Sun
 D644,179 S 8/2011 Dobler
 8,002,577 B1 8/2011 Sun
 8,038,476 B2 10/2011 Chen
 8,057,252 B2 11/2011 Sun
 8,100,712 B2 1/2012 Sun
 8,152,564 B2 4/2012 Chang
 8,221,156 B2 7/2012 Sun
 8,241,056 B2 8/2012 Sun
 D677,626 S 3/2013 Dobler
 D677,627 S 3/2013 Dobler
 D679,653 S 4/2013 Dobler
 D679,660 S * 4/2013 Haberek D13/151
 8,435,080 B2 5/2013 Dobler et al.
 D692,829 S 11/2013 Dobler
 D693,304 S 11/2013 Dobler
 D715,227 S * 10/2014 Leem D13/146
 D721,654 S * 1/2015 Leem D13/146
 D734,267 S 7/2015 Dobler
 D737,771 S 9/2015 Hofmann
 D754,607 S 4/2016 Hofmann
 D755,720 S 5/2016 Dobler
 9,401,565 B2 7/2016 Dobler
 D777,112 S * 1/2017 Watkins D13/151
 D778,838 S 2/2017 Dobler
 D779,434 S 2/2017 Dobler
 D804,426 S * 12/2017 Watkins D13/151
 D810,024 S * 2/2018 Watkins D13/133
 D810,025 S * 2/2018 Watkins D13/133
 D810,684 S * 2/2018 Watkins D13/133
 D810,685 S * 2/2018 Watkins D13/133
 2003/0036313 A1 2/2003 Bollin et al.
 2003/0148654 A1 8/2003 Kan
 2005/0064752 A1 3/2005 Serino
 2008/0254685 A1 10/2008 Murr et al.
 2008/0268699 A1 10/2008 Zuo et al.
 2010/0323546 A1 12/2010 Penumatcha et al.
 2012/0115360 A1 5/2012 Penumatcha et al.
 2015/0044898 A1 2/2015 Dobler
 2015/0155652 A1 6/2015 Ender
 2016/0221282 A1 8/2016 Maikisch
 2016/0274315 A1 9/2016 Koch

FOREIGN PATENT DOCUMENTS

EP 1503463 A1 2/2005
 EP 1598685 A1 11/2005

* cited by examiner

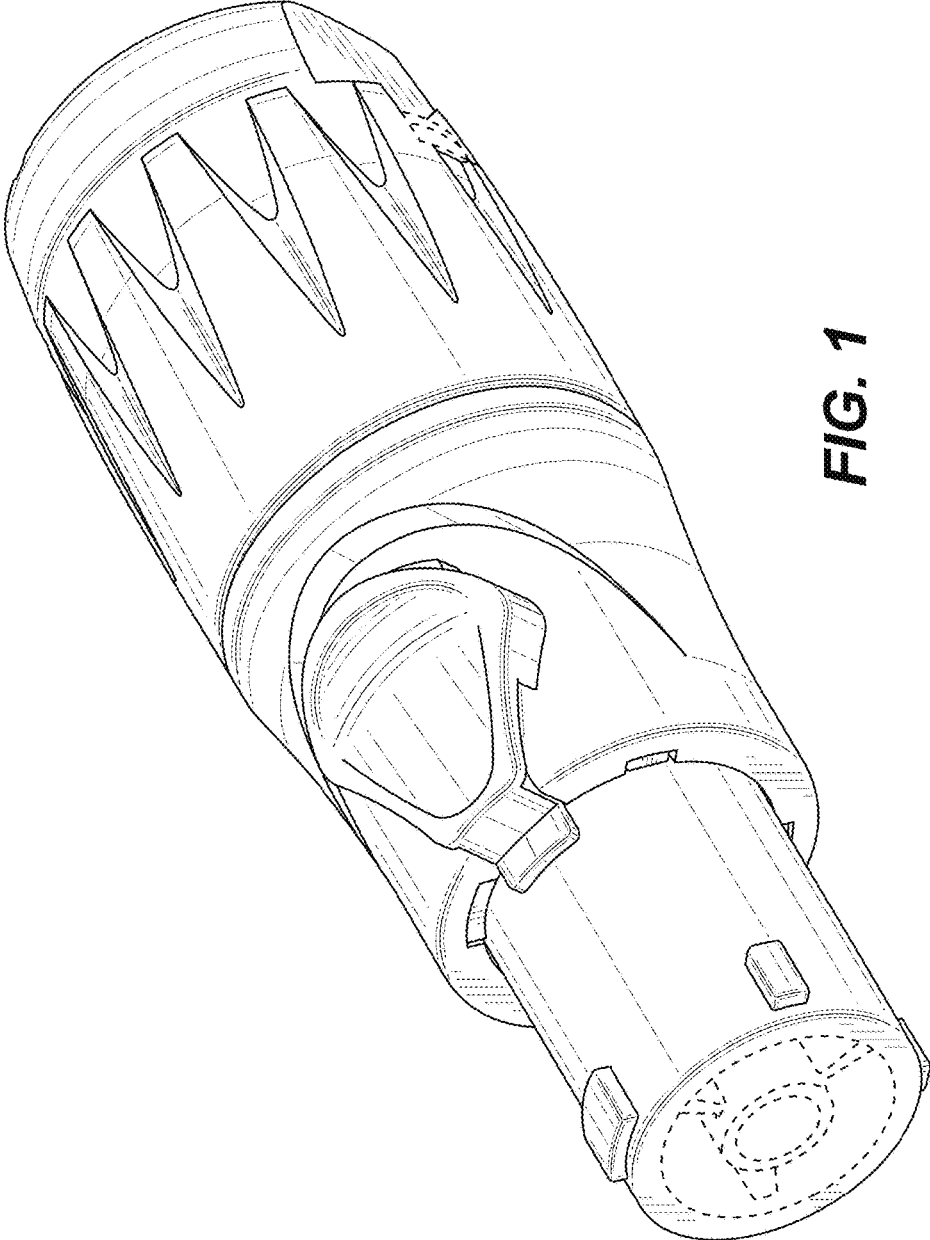


FIG. 1

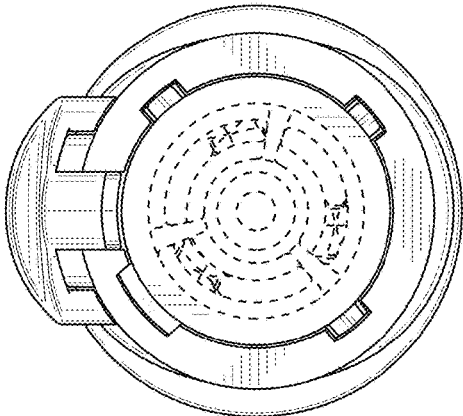


FIG. 2

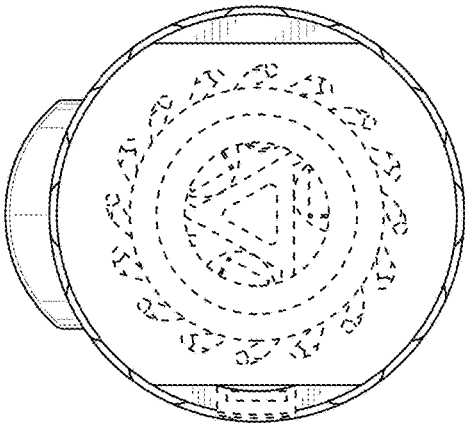


FIG. 3

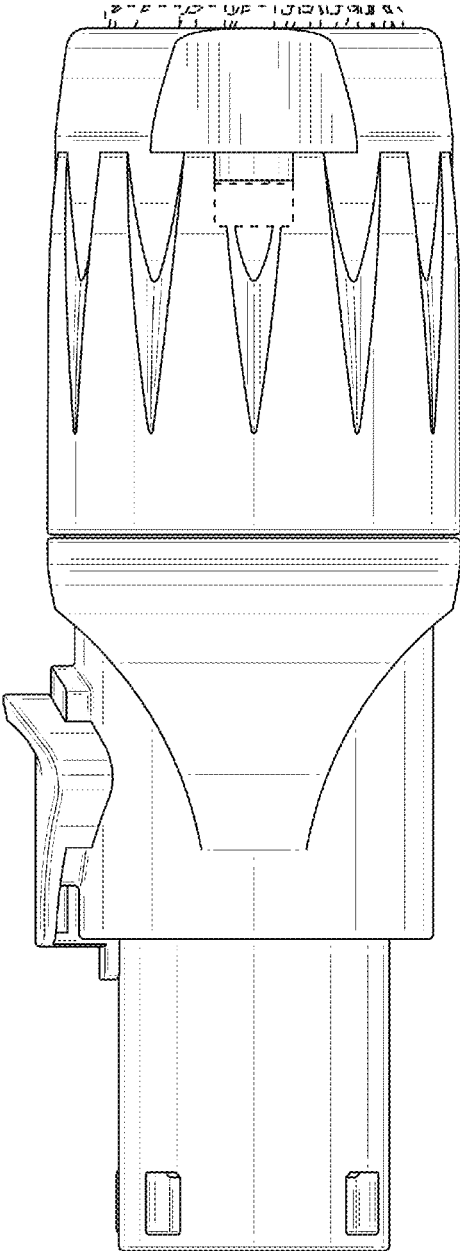


FIG. 4

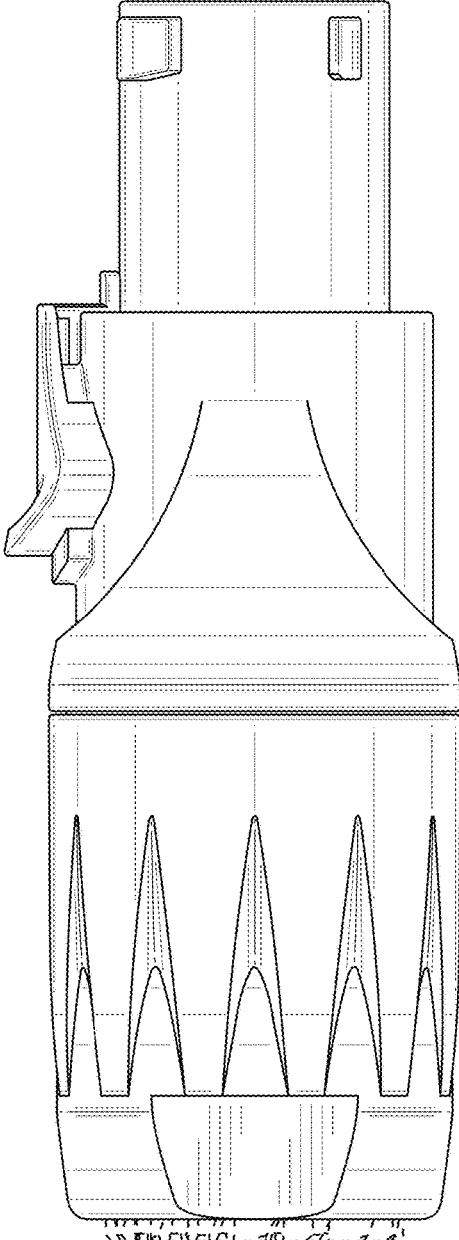


FIG. 5

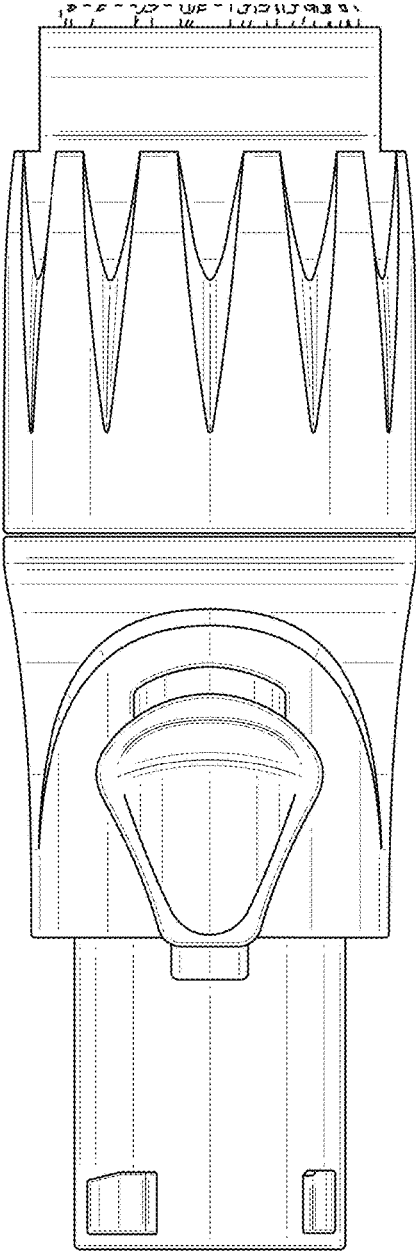


FIG. 6

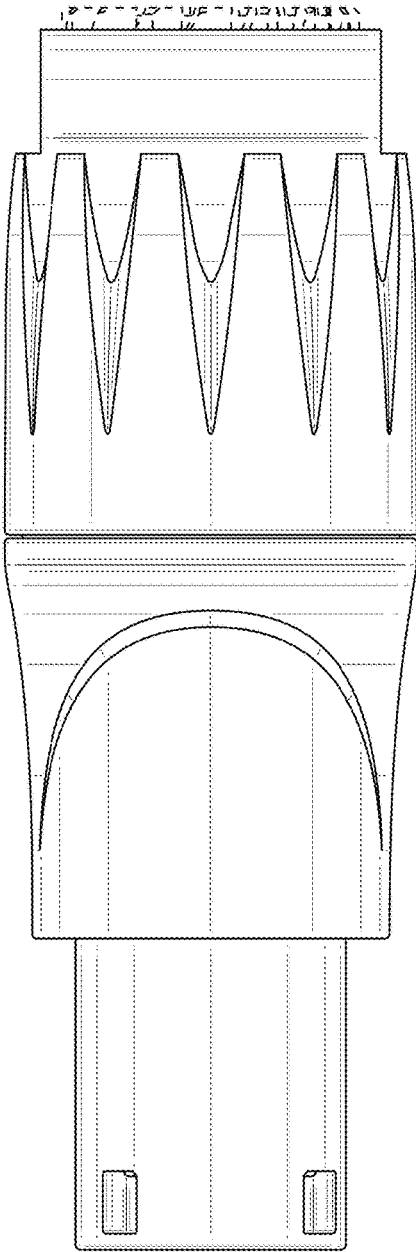


FIG. 7