



US00D919214S

(12) **United States Design Patent**
Lin et al.

(10) **Patent No.:** **US D919,214 S**

(45) **Date of Patent:** **** May 11, 2021**

- (54) **SQUEEZE WATER MOP BUCKET**
- (71) Applicants: **Dandan Lin**, Ningbo (CN); **Hui Mao**, Ningbo (CN)
- (72) Inventors: **Dandan Lin**, Ningbo (CN); **Hui Mao**, Ningbo (CN)
- (**) Term: **15 Years**
- (21) Appl. No.: **29/751,478**

D641,116	S	*	7/2011	Jones	D32/53
D643,982	S	*	8/2011	Franklin	D32/53
D645,628	S	*	9/2011	Tseng	D32/53
D693,080	S	*	11/2013	Shao	D32/53
D698,512	S		1/2014	Howard		
D723,757	S	*	3/2015	Lentine	D32/53
D723,758	S	*	3/2015	Lentine	D32/53
D727,580	S	*	4/2015	Lentine	D32/53
D728,882	S	*	5/2015	Tsai	A47L 13/59
						D32/53
D741,561	S	*	10/2015	Zeng	D32/53
D748,880	S	*	2/2016	Lentine	D32/53

(Continued)

Primary Examiner — Michelle E. Wilson

- (22) Filed: **Sep. 22, 2020**
- (51) **LOC (13) Cl.** **07-05**
- (52) **U.S. Cl.**
- USPC **D32/53**
- (58) **Field of Classification Search**
- USPC D32/53, 53.1, 54; D3/304, 305, 315–316
- CPC A47L 13/59; A47L 13/58; A47L 13/12; A47J 47/18; B44D 3/128; B44D 3/12; B44D 3/126; B65D 35/22; B65D 25/14
- See application file for complete search history.

(57) **CLAIM**

The ornamental design for a squeeze water mop bucket, as shown and described.

DESCRIPTION

FIG. 1 is a front and top perspective view of a squeeze water mop bucket, showing our new design;
 FIG. 2 is a rear and bottom perspective view thereof;
 FIG. 3 is a front elevational view thereof;
 FIG. 4 is a rear elevational view thereof;
 FIG. 5 is a left side elevational view thereof;
 FIG. 6 is a right side elevational view thereof;
 FIG. 7 is a top plan view thereof;
 FIG. 8 is a bottom plan view thereof;
 FIG. 9 is a perspective view thereof, showing a mop connected with the squeeze water mop bucket; and,
 FIG. 10 is an enlarged view of a portion labeled, 'FIG. 10' in FIG. 1.

The dash dot dash lines in FIGS. 1 and 10 are for the purpose of depicting the cut line of the enlarged view and form no part of the claim. The dashed broken lines in the figures illustrate portions of the article that form no part of the claimed design.

1 Claim, 10 Drawing Sheets

(56) **References Cited**

U.S. PATENT DOCUMENTS

1,722,130	A	*	7/1929	Finstad	A47L 13/58
						15/263
D255,976	S	*	7/1980	Maza	D32/54
D362,941	S	*	10/1995	Delmerico	D32/53
5,983,441	A	*	11/1999	Williams	A47L 13/58
						15/260
6,065,175	A	*	5/2000	Tejerina	A47L 13/12
						15/116.1
6,389,638	B1	*	5/2002	Dickinson	A47L 13/59
						15/261
6,671,923	B2	*	1/2004	Gromnicki	A47L 13/59
						15/261
D499,223	S	*	11/2004	Libman	D32/53
D518,262	S	*	3/2006	Jurgens	D32/53
D525,404	S	*	7/2006	Petner	D32/53
7,318,247	B2	*	1/2008	Libman	A47J 47/18
						15/260
D578,263	S	*	10/2008	Pho	D32/53

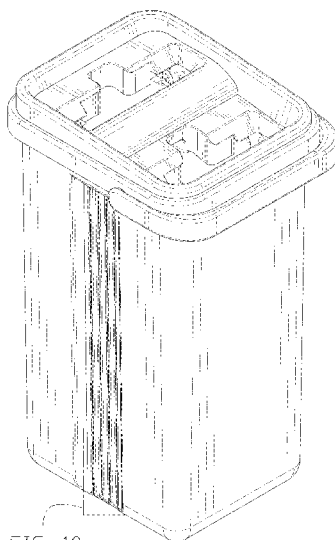


FIG. 10

(56)

References Cited

U.S. PATENT DOCUMENTS

D756,582	S	*	5/2016	Libman	D32/53
D789,638	S	*	6/2017	Rueckheim	D32/53
D804,125	S	*	11/2017	Rueckheim	D32/53
D818,235	S	*	5/2018	Luedke	D32/53

* cited by examiner

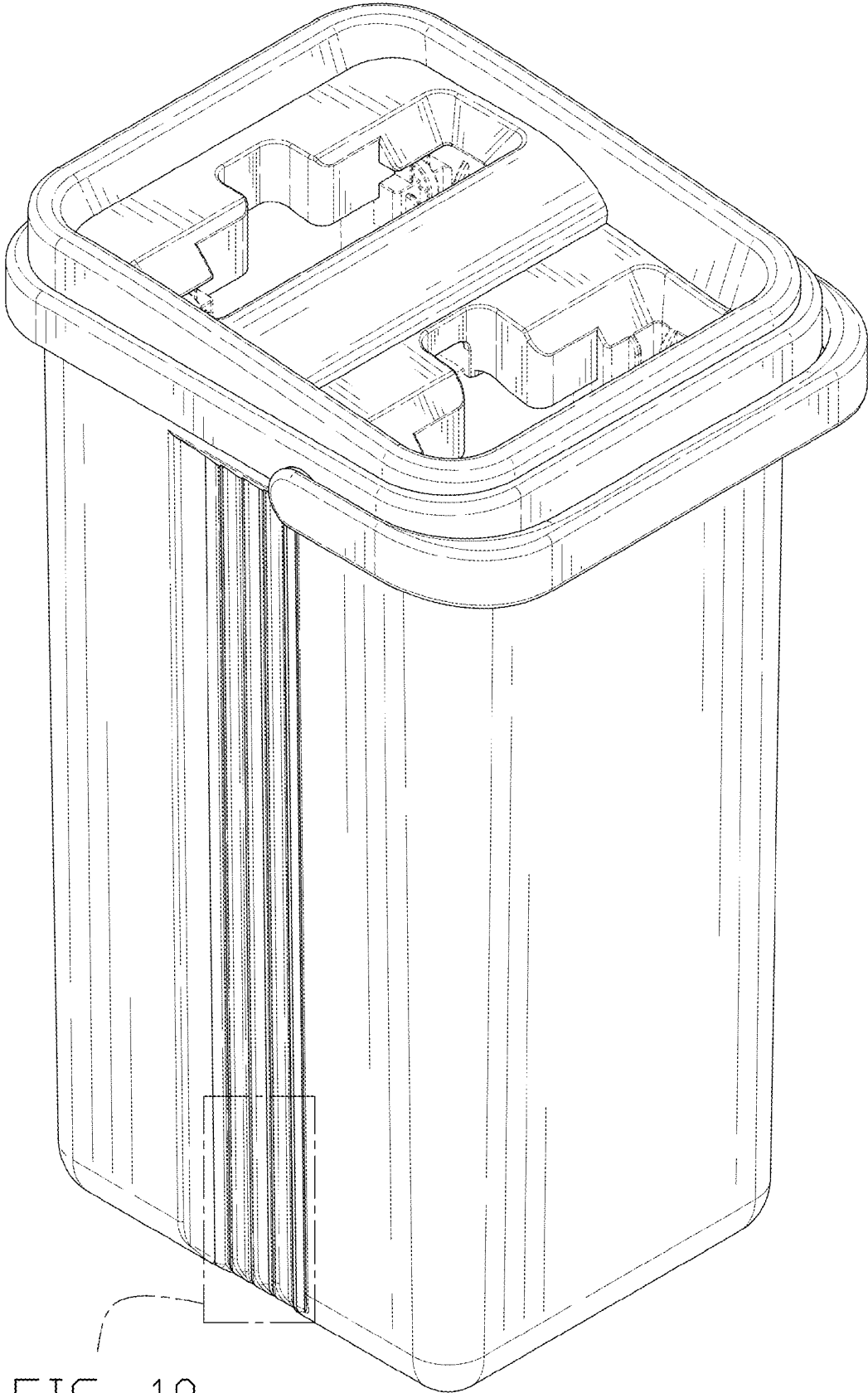


FIG. 10

FIG. 1

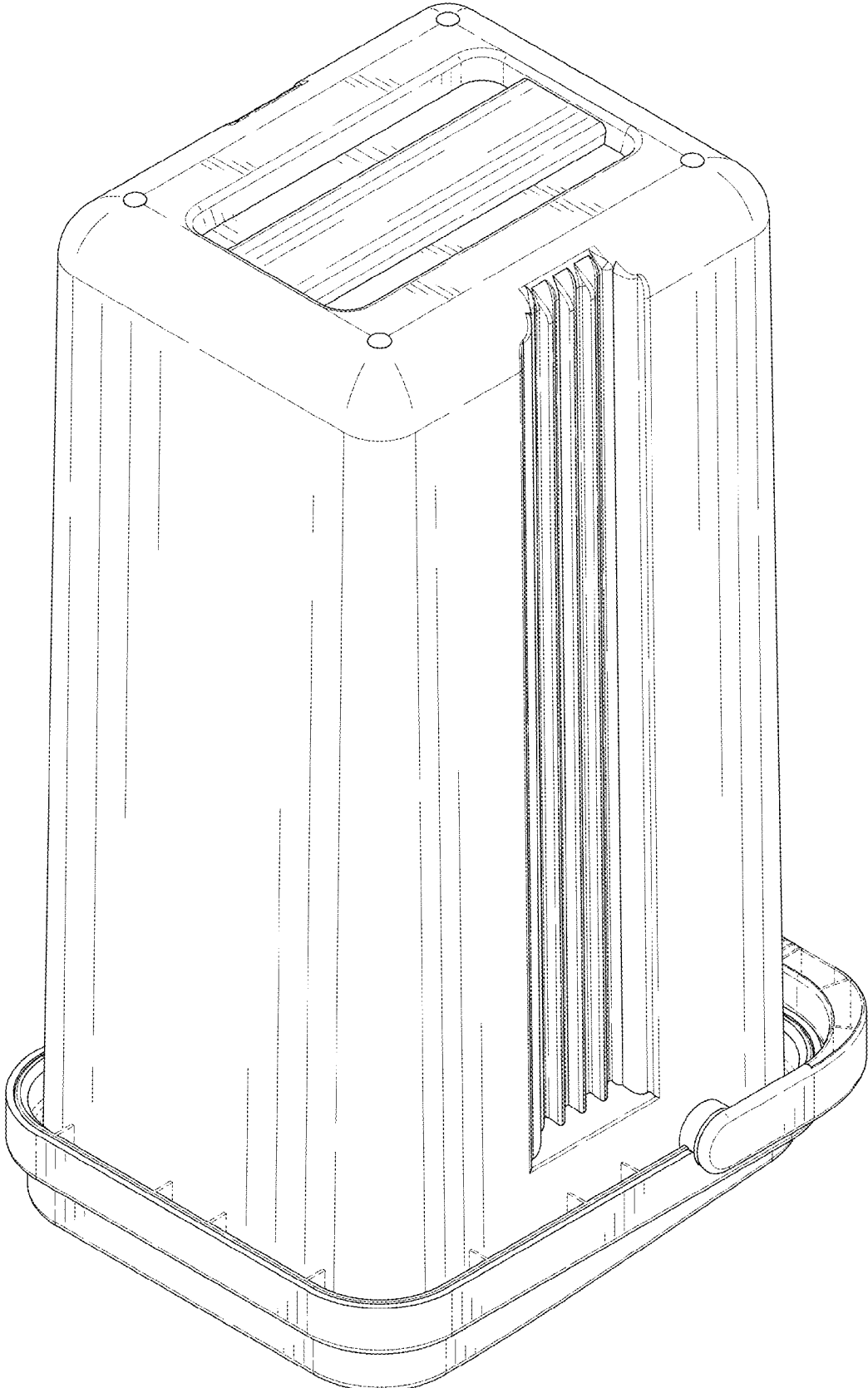


FIG. 2




FIG. 3




FIG. 4




FIG. 5




FIG. 6

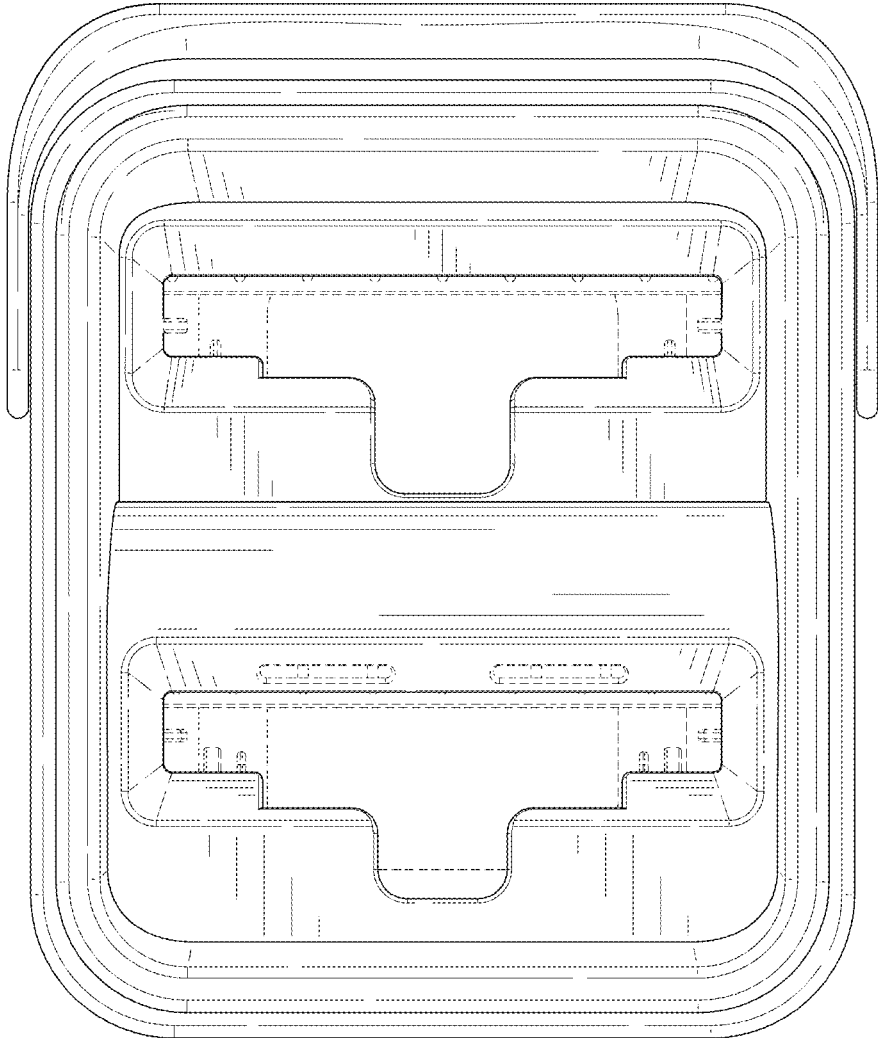


FIG. 7

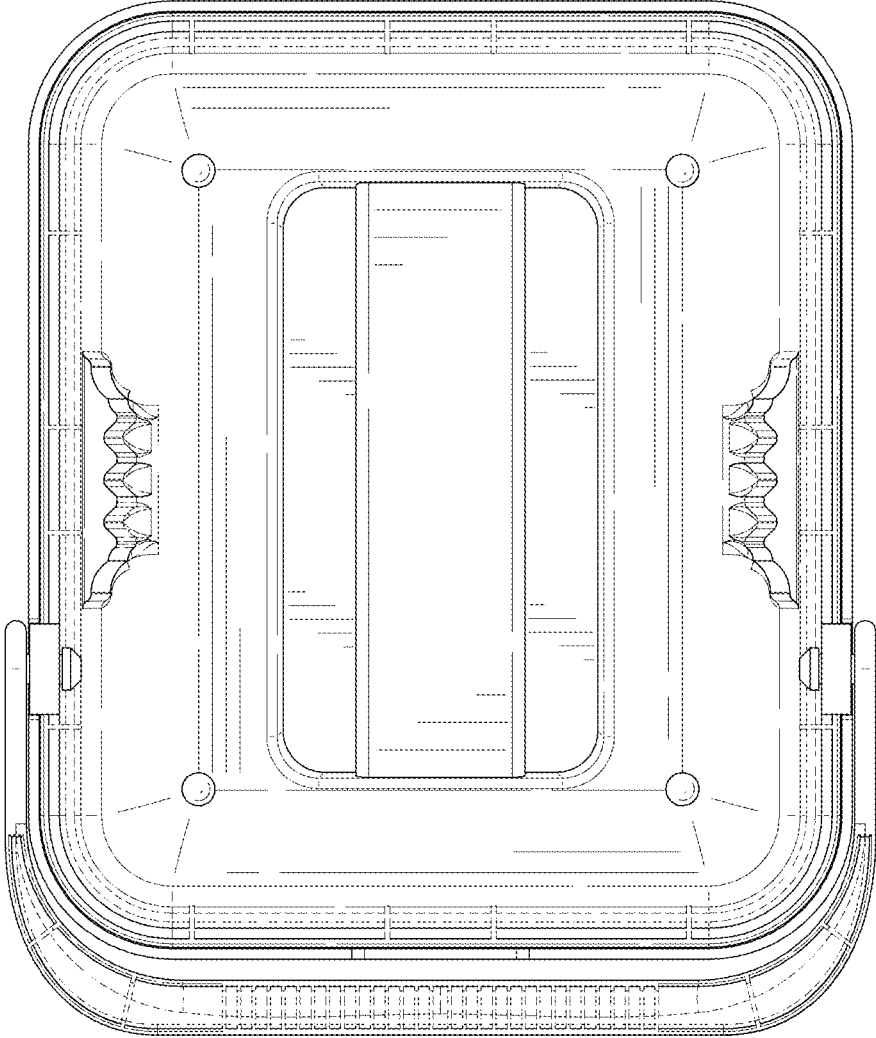


FIG. 8

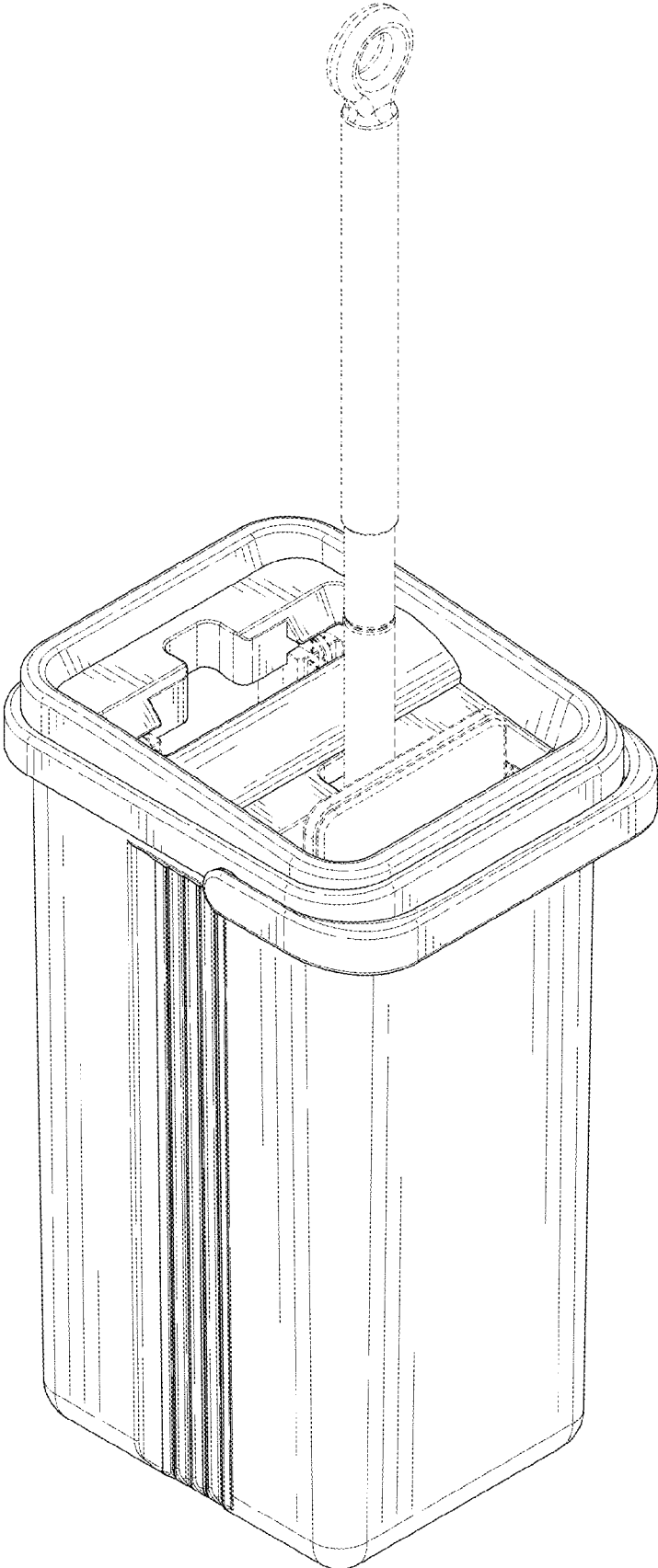


FIG. 9




FIG. 10